

EUROPEAN LE MANS SERIES

4 HOURS OF PAUL RICARD

Free Practice 1

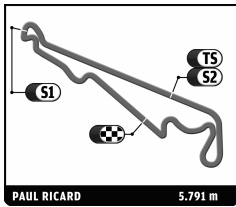
Classification

Nr.	Team	Drivers	Car	Cl	Ty	Time	Lap	Total	Gap	Kph	
1	36	SIGNATECH ALPINE	P. CHATIN / N. PANCIATICI / O. WEBB	Alpine A450b - Nissan	LMP2	D	1:50.117	22	37	-	189.3
2	46	THIRIET BY TDS RACING	P. THIRIET / L. BADEY / T. GOMMENDY	Ligier JS P2 - Nissan	LMP2	D	1:50.320	11	36	+0.203	189.0
3	43	NEWBLOOD BY MORAND RACING	C. KLJEN / G. HIRSCH / P. RAGUES	Morgan - Judd	LMP2	D	1:50.509	31	34	+0.392	188.7
4	48	MURPHY PROTOTYPES	P. DERANI / N. BERTHON / R. GONZALEZ	Oreca 03R - Nissan	LMP2	D	1:50.771	19	37	+0.654	188.2
5	28	GREAVES MOTORSPORT	L. BACHETA / M. SHULZHITSKIY	Zytek Z115N - Nissan	LMP2	D	1:50.959	23	32	+0.842	187.9
6	34	RACE PERFORMANCE	M. FREY / F. MAILLEUX	Oreca 03 - Judd	LMP2	D	1:51.004	30	36	+0.887	187.8
7	38	JOTA SPORT	S. DOLAN / H. TINCINELL / F. ALBUQUERQUE	Zytek Z115N - Nissan	LMP2	D	1:51.621	11	38	+1.504	186.8
8	24	SEBASTIEN LOEB RACING	V. CAPILLAIRE / A. RODA / A. PIC	Oreca 03R - Nissan	LMP2	M	1:52.100	39	39	+1.983	186.0
9	29	PEGASUS RACING	J. SCHELL / N. LEUTWILER / J. COLEMAN	Morgan - Nissan	LMP2	D	1:53.155	14	35	+3.038	184.2
10	41	GREAVES MOTORSPORT	M. MCMURRY / J. MOWLEM	Zytek Z115N - Nissan	LMP2	D	1:55.120	23	33	+5.003	181.1
11	55	AF CORSE	D. CAMERON / M. GRIFFIN / M. RUGOLO	Ferrari F458 Italia	LMGTE	M	1:57.323	9	38	+7.206	177.7
12	72	SMP RACING	A. BERTOLINI / V. SHAITAR / S. ZLOBIN	Ferrari F458 Italia	LMGTE	M	1:57.545	12	38	+7.428	177.4
13	85	GULF RACING UK	R. GOETHE / S. HALL / D. BROWN	Aston Martin Vantage V8	LMGTE	M	1:57.695	11	26	+7.578	177.1
14	80	KESSEL RACING	M. BRONISZEWSKI / G. PICCINI	Ferrari F458 Italia	LMGTE	M	1:57.929	27	33	+7.812	176.8
15	70	AF CORSE	F. FERRODO / E. COLLARD / Y. HALLEGOL	Ferrari F458 Italia	LMGTE	M	1:57.932	13	31	+7.815	176.8
16	66	JMW MOTORSPORT	D. MCKENZIE / G. RICHARDSON / J. WALKER	Ferrari F458 Italia	LMGTE	D	1:58.253	10	37	+8.136	176.3
17	86	GULF RACING UK	M. WAINWRIGHT / A. CARROLL / B. BARKER	Porsche 911 RSR	LMGTE	M	1:58.686	6	31	+8.569	175.7
18	56	AT RACING	A. TALKANITSA / P. KAFFER	Ferrari F458 Italia	LMGTE	M	1:58.743	13	35	+8.626	175.6
19	54	AF CORSE	P. FERAZZINI / M. CIOCI / M. LYONS	Ferrari F458 Italia	LMGTE	M	1:58.956	27	38	+8.839	175.3
20	58	TEAM SOFREV-ASP	F. BARTHEZ / A. PONS / S. AYARI	Ferrari F458 Italia	LMGTE	M	1:59.073	32	33	+8.956	175.1
21	71	SMP RACING	K. LADYGIN / A. BASOV / L. PERSIANI	Ferrari F458 Italia GT3	GTC	M	1:59.140	8	37	+9.023	175.0
22	81	KESSEL RACING	T. KEMENATER / M. CRESSONI	Ferrari F458 Italia	LMGTE	M	1:59.196	7	20	+9.079	174.9
23	76	IMSA PERFORMANCE MATMUT	R. NARAC / N. ARMINDO / C. NIELSEN	Porsche 911 GT3 RSR	LMGTE	M	1:59.275	5	32	+9.158	174.8
24	57	SMP RACING	B. ROTENBERG / M. SALO / M. MEDIANI	Ferrari F458 Italia GT3	GTC	M	1:59.369	19	32	+9.252	174.6
25	73	SMP RACING	O. BERETTA / D. MARKOZOV / A. LADYGIN	Ferrari F458 Italia GT3	GTC	M	1:59.928	4	36	+9.811	173.8
26	98	ART GRAND PRIX	K. KORJUS / G. DEMOUSTIER / Y. GOUDY	McLaren MP4 12C GT3	GTC	M	1:59.943	8	32	+9.826	173.8
27	67	IMSA PERFORMANCE MATMUT	E. MARIS / J. MERLIN / E. HELARY	Porsche 911 GT3 RSR	LMGTE	M	1:59.944	23	31	+9.827	173.8
28	59	TEAM SOFREV-ASP	C. BOURRET / P. GIBON / J. BELLOC	Ferrari F458 Italia GT3	GTC	M	1:59.980	9	37	+9.863	173.8
29	78	TEAM RUSSIA BY BARWELL	L. MACHITSKI / T. SARDAROV / J. COCKER	BMW Z4 GT3	GTC	M	1:59.997	8	35	+9.880	173.7
30	93	PRO GT BY ALMERAS	F. PERERA / L. LASSEIRE / E. DERMONT	Porsche 997 GT3R	GTC	M	2:00.092	7	19	+9.975	173.6
31	94	AF CORSE	T. FLOHR / F. CASTELLACCI / A. RIZZOLI	Ferrari F458 Italia GT3	GTC	M	2:00.232	12	34	+10.115	173.4
32	75	PROSPEED COMPETITION	M. VAN SPILUNTEREN / G. VANNELET / M. PARISY	Porsche GT3 R	GTC	M	2:00.319	6	30	+10.202	173.3
33	99	ART GRAND PRIX	R. GONZALEZ / K. AJLANI / A. BRUNDLE	McLaren MP4 12C GT3	GTC	M	2:00.358	11	32	+10.241	173.2
34	60	FORMULA RACING	J. LAURSEN / M. MAC / J. MAGNUSSEN	Ferrari F458 Italia GT3	GTC	M	2:00.390	17	33	+10.273	173.2
35	95	AF CORSE	A. DE LEENER / C. SBIRRAZZUOLI	Ferrari F458 Italia GT3	GTC	M	2:00.687	28	32	+10.570	172.7
36	92	OMBRA RACING	M. CORDONI / M. ZANUTTINI	Ferrari F458 Italia GT3	GTC	M	2:01.744	13	32	+11.627	171.2
37	63	AF CORSE	M. RASMUSSEN / F. BARREIROS	Ferrari F458 Italia GT3	GTC	M	2:03.089	37	38	+12.972	169.4

Fastest Lap Lap 22 Nelson PANCIATICI **1:50.117** 189.3 Kph

Nr 38 Harry TINCINELL ALL LAPTIMES DELETED DUE TO STEWARDS DECISION Nr 4

Published at:	Track Temp: 0,00 °C	Air Temp: 22,00 °C	Track Status: DRY
Race Director:		Timekeeper:	



EUROPEAN LE MANS SERIES

4 HOURS OF PAUL RICARD

Free Practice 1

Classification by Class

Nr.	Team	Drivers	Car	Ty	Time	Lap	Total	Gap	Kph
LMP2									
1	36 SIGNATECH ALPINE	P. CHATIN / N. PANCIATICI / O. WEBB	Alpine A450b - Nissan	D	1:50.117	22	37		189.3
2	46 THIRIET BY TDS RACING	P. THIRIET / L. BADEY / T. GOMMENDY	Ligier JS P2 - Nissan	D	1:50.320	11	36	+0.203	+0.203 189.0
3	43 NEWBLOOD BY MORAND RACING	C. KLJEN / G. HIRSCH / P. RAGUES	Morgan - Judd	D	1:50.509	31	34	+0.392	+0.189 188.7
4	48 MURPHY PROTOTYPES	P. DERANI / N. BERTHON / R. GONZALEZ	Oreca 03R - Nissan	D	1:50.771	19	37	+0.654	+0.262 188.2
5	28 GREAVES MOTORSPORT	L. BACHETA / M. SHULZHITSKIY	Zytek Z11SN - Nissan	D	1:50.959	23	32	+0.842	+0.188 187.9
6	34 RACE PERFORMANCE	M. FREY / F. MAILLEUX	Oreca 03 - Judd	D	1:51.004	30	36	+0.887	+0.045 187.8
7	38 JOTA SPORT	S. DOLAN / H. TINCKNELL / F. ALBUQUERQUE	Zytek Z11SN - Nissan	D	1:51.621	11	38	+1.504	+0.617 186.8
8	24 SEBASTIEN LOEB RACING	V. CAPILLAIRE / A. RODA / A. PIC	Oreca 03R - Nissan	M	1:52.100	39	39	+1.983	+0.479 186.0
9	29 PEGASUS RACING	J. SCHELL / N. LEUTWILER / J. COLEMAN	Morgan - Nissan	D	1:53.155	14	35	+3.038	+1.055 184.2
10	41 GREAVES MOTORSPORT	M. MCMURRY / J. MOWLEM	Zytek Z11SN - Nissan	D	1:55.120	23	33	+5.003	+1.965 181.1
LMGTE									
1	55 AF CORSE	D. CAMERON / M. GRIFFIN / M. RUGOLO	Ferrari F458 Italia	M	1:57.323	9	38		177.7
2	72 SMP RACING	A. BERTOLINI / V. SHAITAR / S. ZLOBIN	Ferrari F458 Italia	M	1:57.545	12	38	+0.222	+0.222 177.4
3	85 GULF RACING UK	R. GOETHE / S. HALL / D. BROWN	Aston Martin Vantage V8	M	1:57.695	11	26	+0.372	+0.150 177.1
4	80 KESSEL RACING	M. BRONISZEWSKI / G. PICCINI	Ferrari F458 Italia	M	1:57.929	27	33	+0.606	+0.234 176.8
5	70 AF CORSE	F. PERRODO / E. COLLARD / Y. MALLEGOL	Ferrari F458 Italia	M	1:57.932	13	31	+0.609	+0.003 176.8
6	66 JMW MOTORSPORT	D. MCKENZIE / G. RICHARDSON / J. WALKER	Ferrari F458 Italia	D	1:58.253	10	37	+0.930	+0.321 176.3
7	86 GULF RACING UK	M. WAINWRIGHT / A. CARROLL / B. BARKER	Porsche 911 RSR	M	1:58.686	6	31	+1.363	+0.433 175.7
8	56 AT RACING	A. TALKANITSA / P. KAFFER	Ferrari F458 Italia	M	1:58.743	13	35	+1.420	+0.057 175.6
9	54 AF CORSE	P. PERAZZINI / M. CIOCI / M. LYONS	Ferrari F458 Italia	M	1:58.956	27	38	+1.633	+0.213 175.3
10	58 TEAM SOFREV-ASP	F. BARTHEZ / A. PONS / S. AYARI	Ferrari F458 Italia	M	1:59.073	32	33	+1.750	+0.117 175.1
11	81 KESSEL RACING	T. KEMENATER / M. CRESSONI	Ferrari F458 Italia	M	1:59.196	7	20	+1.873	+0.123 174.9
12	76 IMSA PERFORMANCE MATMUT	R. NARAC / N. ARMINDO / C. NIELSEN	Porsche 911 GT3 RSR	M	1:59.275	5	32	+1.952	+0.079 174.8
13	67 IMSA PERFORMANCE MATMUT	E. MARIS / J. MERLIN / E. HELARY	Porsche 911 GT3 RSR	M	1:59.944	23	31	+2.621	+0.669 173.8
GT3									
1	71 SMP RACING	K. LADYGIN / A. BASOV / L. PERSIANI	Ferrari F458 Italia GT3	M	1:59.140	8	37		175.0
2	57 SMP RACING	B. ROTENBERG / M. SALO / M. MEDIANI	Ferrari F458 Italia GT3	M	1:59.369	19	32	+0.229	+0.229 174.6
3	73 SMP RACING	O. BERETTA / D. MARKOZOV / A. LADYGIN	Ferrari F458 Italia GT3	M	1:59.928	4	36	+0.788	+0.559 173.8
4	98 ART GRAND PRIX	K. KORJUS / G. DEMOUSTIER / Y. GOUDY	McLaren MP4 12C GT3	M	1:59.943	8	32	+0.803	+0.015 173.8
5	59 TEAM SOFREV-ASP	C. BOURRET / P. GIBON / J. BELLOC	Ferrari F458 Italia GT3	M	1:59.980	9	37	+0.840	+0.037 173.8
6	78 TEAM RUSSIA BY BARWELL	L. MACHITSKI / T. SARDAROV / J. COCKER	BMW Z4 GT3	M	1:59.997	8	35	+0.857	+0.017 173.7
7	93 PRO GT BY ALMERAS	F. PERERA / L. LASSERRE / E. DERMONT	Porsche 997 GT3R	M	2:00.092	7	19	+0.952	+0.095 173.6
8	94 AF CORSE	T. FLOHR / F. CASTELLACCI / A. RIZZOI	Ferrari F458 Italia GT3	M	2:00.232	12	34	+1.092	+0.140 173.4
9	75 PROSPEED COMPETITION	M. VAN SPLUNTEREN / G. YANNIELET / M. PARISY	Porsche GT3 R	M	2:00.319	6	30	+1.179	+0.087 173.3
10	99 ART GRAND PRIX	R. GONZALEZ / K. AJLANI / A. BRUNDLE	McLaren MP4 12C GT3	M	2:00.358	11	32	+1.218	+0.039 173.2
11	60 FORMULA RACING	J. LAURSEN / M. MAC / J. MAGNUSSEN	Ferrari F458 Italia GT3	M	2:00.390	17	33	+1.250	+0.032 173.2
12	95 AF CORSE	A. DE LEENER / C. SBIRRAZZUOLI	Ferrari F458 Italia GT3	M	2:00.687	28	32	+1.547	+0.297 172.7
13	92 OMBRA RACING	M. CORDONI / M. ZANUTTINI	Ferrari F458 Italia GT3	M	2:01.744	13	32	+2.604	+1.057 171.2
14	63 AF CORSE	M. RASMUSSEN / F. BARREIROS	Ferrari F458 Italia GT3	M	2:03.089	37	38	+3.949	+1.345 169.4

Nr 38 Harry TINCKNELL ALL LAPTIMES DELETED DUE TO STEWARDS DECISION Nr 4

Published at:

Track Temp: **0,00 °C**

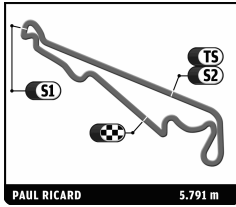
Air Temp: **22,00 °C**

Track Status:

DRY

Race Director:

Timekeeper:



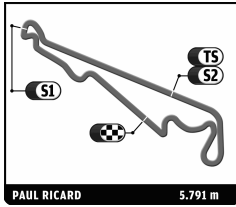
EUROPEAN LE MANS SERIES

4 HOURS OF PAUL RICARD

Free Practice 1

Classification by Driver Fastest Lap

Nr	Team	Car	Class	Driver	Time	Lap	Total	Gap	Kph	
1	36 SIGNATECH ALPINE	Alpine A450b - Nissan	LMP2	Nelson PANCIATICI	1:50.117	9	12		189.3	
2	46 THIRIET BY TDS RACING	Ligier JS P2 - Nissan	LMP2	Ludovic BADEY	1:50.320	11	12	0.203	0.203	189.0
3	43 NEWBLOOD BY MORAND RACING	Morgan - Judd	LMP2	Christian KLJEN	1:50.509	7	10	0.392	0.189	188.7
4	36 SIGNATECH ALPINE	Alpine A450b - Nissan	LMP2	Oliver WEBB	1:50.640	11	12	0.523	0.131	188.4
5	48 MURPHY PROTOTYPES	Oreca 03R - Nissan	LMP2	Nathanael BERTHON	1:50.771	6	13	0.654	0.131	188.2
6	28 GREAVES MOTORSPORT	Zytek Z11SN - Nissan	LMP2	Luciano BACHETA	1:50.959	23	25	0.842	0.188	187.9
7	34 RACE PERFORMANCE	Oreca 03 - Judd	LMP2	Michel FREY	1:51.004	29	35	0.887	0.045	187.8
8	46 THIRIET BY TDS RACING	Ligier JS P2 - Nissan	LMP2	Tristan GOMMENDY	1:51.158	12	12	1.041	0.154	187.5
9	46 THIRIET BY TDS RACING	Ligier JS P2 - Nissan	LMP2	Pierre THIRIET	1:51.181	11	12	1.064	0.023	187.5
10	36 SIGNATECH ALPINE	Alpine A450b - Nissan	LMP2	Paul-Loup CHATIN	1:51.482	10	13	1.365	0.301	187.0
11	38 JOTA SPORT	Zytek Z11SN - Nissan	LMP2	Filipe ALBUQUERQUE	1:51.621	11	12	1.504	0.139	186.8
12	43 NEWBLOOD BY MORAND RACING	Morgan - Judd	LMP2	Gary HIRSCH	1:51.651	6	13	1.534	0.030	186.7
13	48 MURPHY PROTOTYPES	Oreca 03R - Nissan	LMP2	Pipo DERANI	1:51.662	11	13	1.545	0.011	186.7
14	24 SEBASTIEN LOEB RACING	Oreca 03R - Nissan	LMP2	Arthur PIC	1:52.100	21	21	1.983	0.438	186.0
15	38 JOTA SPORT	Zytek Z11SN - Nissan	LMP2	Simon DOLAN	1:52.288	13	14	2.171	0.188	185.7
16	48 MURPHY PROTOTYPES	Oreca 03R - Nissan	LMP2	Rodolfo GONZALEZ	1:52.807	11	11	2.690	0.519	184.8
17	43 NEWBLOOD BY MORAND RACING	Morgan - Judd	LMP2	Pierre RAGUES	1:53.121	8	11	3.004	0.314	184.3
18	29 PEGASUS RACING	Morgan - Nissan	LMP2	Julien SCHELL	1:53.155	14	15	3.038	0.034	184.2
19	29 PEGASUS RACING	Morgan - Nissan	LMP2	Nicolas LEUTWILER	1:53.487	11	12	3.370	0.332	183.7
20	28 GREAVES MOTORSPORT	Zytek Z11SN - Nissan	LMP2	Mark SHULZHITSKY	1:54.296	5	7	4.179	0.809	182.4
21	41 GREAVES MOTORSPORT	Zytek Z11SN - Nissan	LMP2	Johnny MOWLEM	1:55.120	11	12	5.003	0.824	181.1
22	41 GREAVES MOTORSPORT	Zytek Z11SN - Nissan	LMP2	Matthew MCMURRY	1:55.292	17	21	5.175	0.172	180.8
23	29 PEGASUS RACING	Morgan - Nissan	LMP2	Jonathan COLEMAN	1:55.903	7	8	5.786	0.611	179.9
24	24 SEBASTIEN LOEB RACING	Oreca 03R - Nissan	LMP2	Vincent CAPILLAIRE	1:56.213	3	6	6.096	0.310	179.4
25	24 SEBASTIEN LOEB RACING	Oreca 03R - Nissan	LMP2	Andrea RODA	1:56.237	11	12	6.120	0.024	179.4
26	55 AF CORSE	Ferrari F458 Italia	LMGTE	Matt GRIFFIN	1:57.323	9	11	7.206	1.086	177.7
27	72 SMP RACING	Ferrari F458 Italia	LMGTE	Andrea BERTOLINI	1:57.545	12	13	7.428	0.222	177.4
28	85 GULF RACING UK	Aston Martin Vantage V8	LMGTE	Stuart HALL	1:57.695	11	12	7.578	0.150	177.1
29	80 KESSEL RACING	Ferrari F458 Italia	LMGTE	Giacomo PICCINI	1:57.929	12	18	7.812	0.234	176.8
30	70 AF CORSE	Ferrari F458 Italia	LMGTE	Emmanuel COLLARD	1:57.932	12	16	7.815	0.003	176.8
31	66 JMW MOTORSPORT	Ferrari F458 Italia	LMGTE	James WALKER	1:58.253	10	11	8.136	0.321	176.3
32	86 GULF RACING UK	Porsche 911 RSR	LMGTE	Adam CARROLL	1:58.686	6	9	8.569	0.433	175.7
33	56 AT RACING	Ferrari F458 Italia	LMGTE	Alexander TALKANITSKA	1:58.743	4	5	8.626	0.057	175.6
34	55 AF CORSE	Ferrari F458 Italia	LMGTE	Michele RUGOLO	1:58.884	9	13	8.767	0.141	175.4
35	56 AT RACING	Ferrari F458 Italia	LMGTE	Pierre KAFFER	1:58.926	8	30	8.809	0.042	175.3
36	54 AF CORSE	Ferrari F458 Italia	LMGTE	Michael LYONS	1:58.956	10	11	8.839	0.030	175.3
37	72 SMP RACING	Ferrari F458 Italia	LMGTE	Viktor SHAITAR	1:58.959	8	11	8.842	0.003	175.3
38	54 AF CORSE	Ferrari F458 Italia	LMGTE	Marco CIOCI	1:59.015	13	17	8.898	0.056	175.2
39	58 TEAM SOFREV-ASP	Ferrari F458 Italia	LMGTE	Soheil AYARI	1:59.073	10	11	8.956	0.058	175.1
40	71 SMP RACING	Ferrari F458 Italia GT3	GTC	Luca PERSIANI	1:59.140	8	9	9.023	0.067	175.0
41	81 KESSEL RACING	Ferrari F458 Italia	LMGTE	Matteo CRESSONI	1:59.196	3	8	9.079	0.056	174.9
42	76 IMSA PERFORMANCE MATMUT	Porsche 911 GT3 RSR	LMGTE	Raymond NARAC	1:59.275	5	15	9.158	0.079	174.8
43	66 JMW MOTORSPORT	Ferrari F458 Italia	LMGTE	George RICHARDSON	1:59.301	12	15	9.184	0.026	174.7
44	58 TEAM SOFREV-ASP	Ferrari F458 Italia	LMGTE	Fabien BARTHEZ	1:59.312	10	12	9.195	0.011	174.7
45	57 SMP RACING	Ferrari F458 Italia GT3	GTC	Mika SALO	1:59.369	7	8	9.252	0.057	174.6
46	66 JMW MOTORSPORT	Ferrari F458 Italia	LMGTE	Daniel MCKENZIE	1:59.535	10	11	9.418	0.166	174.4
47	58 TEAM SOFREV-ASP	Ferrari F458 Italia	LMGTE	Anthony PONS	1:59.543	5	10	9.426	0.008	174.4
48	57 SMP RACING	Ferrari F458 Italia GT3	GTC	Maurizio MEDIANI	1:59.663	11	12	9.546	0.120	174.2
49	86 GULF RACING UK	Porsche 911 RSR	LMGTE	Ben BARKER	1:59.907	2	2	9.790	0.244	173.9
50	72 SMP RACING	Ferrari F458 Italia	LMGTE	Sergey ZLOBIN	1:59.917	8	14	9.800	0.010	173.9
51	73 SMP RACING	Ferrari F458 Italia GT3	GTC	David MARKOZOV	1:59.928	4	12	9.811	0.011	173.8
52	98 ART GRAND PRIX	McLaren MP4 12C GT3	GTC	Kevin KORJUS	1:59.943	8	9	9.826	0.015	173.8
53	67 IMSA PERFORMANCE MATMUT	Porsche 911 GT3 RSR	LMGTE	Eric HELARY	1:59.944	7	9	9.827	0.001	173.8
54	59 TEAM SOFREV-ASP	Ferrari F458 Italia GT3	GTC	Jean-Philippe BELLOC	1:59.980	9	10	9.863	0.036	173.8
55	80 KESSEL RACING	Ferrari F458 Italia	LMGTE	Michael BRONISZEWSKI	1:59.990	14	15	9.873	0.010	173.7
56	78 TEAM RUSSIA BY BARWELL	BMW Z4 GT3	GTC	Jonathan COCKER	1:59.997	8	9	9.880	0.007	173.7
57	55 AF CORSE	Ferrari F458 Italia	LMGTE	Duncan CAMERON	2:00.030	12	14	9.913	0.033	173.7
58	93 PRO GT BY ALMERAS	Porsche 997 GT3R	GTC	Franck PERERA	2:00.092	7	8	9.975	0.062	173.6
59	94 AF CORSE	Ferrari F458 Italia GT3	GTC	Francesco CASTELLACCI	2:00.232	12	13	10.115	0.140	173.4
60	75 PROSPEED COMPETITION	Porsche GT3 R	GTC	Mike PARISY	2:00.319	6	15	10.202	0.087	173.3
61	99 ART GRAND PRIX	McLaren MP4 12C GT3	GTC	Alex BRUNDLE	2:00.358	11	12	10.241	0.039	173.2
62	60 FORMULA RACING	Ferrari F458 Italia GT3	GTC	Jan MAGNUSSEN	2:00.390	5	11	10.273	0.032	173.2
63	71 SMP RACING	Ferrari F458 Italia GT3	GTC	Kirill LADYGIN	2:00.468	10	11	10.351	0.078	173.1
64	73 SMP RACING	Ferrari F458 Italia GT3	GTC	Anton LADYGIN	2:00.498	11	13	10.381	0.030	173.0
65	73 SMP RACING	Ferrari F458 Italia GT3	GTC	Olivier BERETTA	2:00.501	9	11	10.384	0.003	173.0
66	60 FORMULA RACING	Ferrari F458 Italia GT3	GTC	Johnny LAURSEN	2:00.680	11	12	10.563	0.179	172.8
67	95 AF CORSE	Ferrari F458 Italia GT3	GTC	Cedric SBIRAZZUOLI	2:00.687	13	17	10.570	0.007	172.7
68	70 AF CORSE	Ferrari F458 Italia	LMGTE	Yannick MALLEGOL	2:00.775	7	8	10.658	0.088	172.6



EUROPEAN LE MANS SERIES 4 HOURS OF PAUL RICARD

Free Practice 1

Classification by Driver Fastest Lap

Nr	Team	Car	Class	Driver	Time	Lap	Total	Gap	Kph	
69	94 AF CORSE	Ferrari F458 Italia GT3	GTC	Andrea RIZZOLI	2:00.807	6	6	10.690	0.032	172.6
70	76 IMSA PERFORMANCE MATMUT	Porsche 911 GT3 RSR	LMGTE	Nicolas ARWINDO	2:01.153	2	2	11.036	0.346	172.1
71	54 AF CORSE	Ferrari F458 Italia	LMGTE	Piergiuseppe PERAZZINI	2:01.187	8	10	11.070	0.034	172.0
72	71 SMP RACING	Ferrari F458 Italia GT3	GTC	Aleksey BASOV	2:01.509	6	17	11.392	0.322	171.6
73	98 ART GRAND PRIX	McLaren MP4 12C GT3	GTC	Grégoire DEMOUSTIER	2:01.602	11	13	11.485	0.093	171.4
74	60 FORMULA RACING	Ferrari F458 Italia GT3	GTC	Mikkel MAC	2:01.612	6	10	11.495	0.010	171.4
75	70 AF CORSE	Ferrari F458 Italia	LMGTE	François PERRODO	2:01.627	7	7	11.510	0.015	171.4
76	92 OMBRA RACING	Ferrari F458 Italia GT3	GTC	Mario CORDONI	2:01.744	13	15	11.627	0.117	171.2
77	93 PRO GT BY ALMERAS	Porsche 997 GT3R	GTC	Lucas LASSERRE	2:01.804	5	5	11.687	0.060	171.2
78	94 AF CORSE	Ferrari F458 Italia GT3	GTC	Thomas FLOHR	2:01.937	10	15	11.820	0.133	171.0
79	95 AF CORSE	Ferrari F458 Italia GT3	GTC	Adrien DE LEENER	2:02.113	7	15	11.996	0.176	170.7
80	86 GULF RACING UK	Porsche 911 RSR	LMGTE	Michael WAINWRIGHT	2:02.373	19	20	12.256	0.260	170.4
81	93 PRO GT BY ALMERAS	Porsche 997 GT3R	GTC	Eric DERMONT	2:02.462	3	6	12.345	0.089	170.2
82	81 KESSEL RACING	Ferrari F458 Italia	LMGTE	Thomas KEMENATER	2:02.528	7	12	12.411	0.066	170.1
83	99 ART GRAND PRIX	McLaren MP4 12C GT3	GTC	Ricardo GONZALEZ	2:02.653	9	9	12.536	0.125	170.0
84	67 IMSA PERFORMANCE MATMUT	Porsche 911 GT3 RSR	LMGTE	Jean-Marc MERLIN	2:02.778	10	12	12.661	0.125	169.8
85	63 AF CORSE	Ferrari F458 Italia GT3	GTC	Filipe BARREIROS	2:03.089	18	19	12.972	0.311	169.4
86	63 AF CORSE	Ferrari F458 Italia GT3	GTC	Mads RASMUSSEN	2:03.138	13	19	13.021	0.049	169.3
87	78 TEAM RUSSIA BY BARWELL	BMW Z4 GT3	GTC	Leonid MACHITSKI	2:03.145	9	10	13.028	0.007	169.3
88	75 PROSPEED COMPETITION	Porsche GT3 R	GTC	Max VAN SPLUNTEREN	2:03.172	8	10	13.055	0.027	169.3
89	67 IMSA PERFORMANCE MATMUT	Porsche 911 GT3 RSR	LMGTE	Erik MARIS	2:03.430	9	10	13.313	0.258	168.9
90	59 TEAM SOFREV-ASP	Ferrari F458 Italia GT3	GTC	Christophe BOURRET	2:03.648	12	13	13.531	0.218	168.6
91	99 ART GRAND PRIX	McLaren MP4 12C GT3	GTC	Karim AJLANI	2:03.653	3	11	13.536	0.005	168.6
92	98 ART GRAND PRIX	McLaren MP4 12C GT3	GTC	Yann GOUDY	2:03.660	8	10	13.543	0.007	168.6
93	92 OMBRA RACING	Ferrari F458 Italia GT3	GTC	Marco ZANUTTINI	2:03.881	15	17	13.764	0.221	168.3
94	75 PROSPEED COMPETITION	Porsche GT3 R	GTC	Gilles VANNELET	2:04.250	4	5	14.133	0.369	167.8
95	59 TEAM SOFREV-ASP	Ferrari F458 Italia GT3	GTC	Pascal GIBON	2:04.317	11	14	14.200	0.067	167.7
96	85 GULF RACING UK	Aston Martin Vantage V8	LMGTE	Roald GOETHE	2:04.371	10	11	14.254	0.054	167.6
97	76 IMSA PERFORMANCE MATMUT	Porsche 911 GT3 RSR	LMGTE	Christina NIELSEN	2:04.870	14	15	14.753	0.499	167.0
98	78 TEAM RUSSIA BY BARWELL	BMW Z4 GT3	GTC	Timur SARDAROV	2:04.955	14	16	14.838	0.085	166.8
99	57 SMP RACING	Ferrari F458 Italia GT3	GTC	Boris ROTENBERG	2:08.545	7	12	18.428	3.590	162.2
100	85 GULF RACING UK	Aston Martin Vantage V8	LMGTE	Daniel BROWN	2:09.496	2	3	19.379	0.951	161.0
34	RACE PERFORMANCE	Oreca 03 - Judd	LMP2	Franck MAILLEUX			1			
38	JOTA SPORT	Zytek Z11SN - Nissan	LMP2	Harry TINCKNELL			12			

Published at:

Track Temp: **0,00 °C**

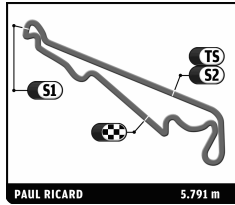
Air Temp: **22,00 °C**

Track Status:

DRY

Race Director:

Timekeeper:



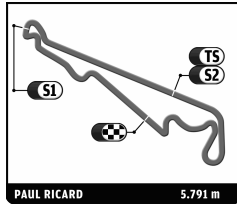
EUROPEAN LE MANS SERIES

4 HOURS OF PAUL RICARD

After Free Practice 1

Classification by Driver And Class Fastest Lap

Nr	Team	Car	Class	Driver	Time	Laps	Gap	Kph	Session	
LMP2										
1	36	SIGNATECH ALPINE	Alpine A450b - Nissan	LMP2	Nelson PANCIATICI	1:50.117	12		189.3	Free Practice 1
2	46	THIRIET BY TDS RACING	Ligier JS P2 - Nissan	LMP2	Ludovic BADEY	1:50.320	12	0.203	189.0	Free Practice 1
3	43	NEWBLOOD BY MORAND RACING	Morgan - Judd	LMP2	Christian KLJEN	1:50.509	10	0.392	188.7	Free Practice 1
4	36	SIGNATECH ALPINE	Alpine A450b - Nissan	LMP2	Oliver WEBB	1:50.640	12	0.523	188.4	Free Practice 1
5	48	MURPHY PROTOTYPES	Oreca 03R - Nissan	LMP2	Nathanael BERTHON	1:50.771	13	0.654	188.2	Free Practice 1
6	28	GREAVES MOTORSPORT	Zytek Z11SN - Nissan	LMP2	Luciano BACHETA	1:50.959	25	0.842	187.9	Free Practice 1
7	34	RACE PERFORMANCE	Oreca 03 - Judd	LMP2	Michel FREY	1:51.004	35	0.887	187.8	Free Practice 1
8	46	THIRIET BY TDS RACING	Ligier JS P2 - Nissan	LMP2	Tristan GOMWENDY	1:51.158	12	1.041	187.5	Free Practice 1
9	46	THIRIET BY TDS RACING	Ligier JS P2 - Nissan	LMP2	Pierre THIRIET	1:51.181	12	1.064	187.5	Free Practice 1
10	36	SIGNATECH ALPINE	Alpine A450b - Nissan	LMP2	Paul-Loup CHATIN	1:51.482	13	1.365	187.0	Free Practice 1
11	38	JOTA SPORT	Zytek Z11SN - Nissan	LMP2	Filipe ALBUQUERQUE	1:51.621	12	1.504	186.8	Free Practice 1
12	43	NEWBLOOD BY MORAND RACING	Morgan - Judd	LMP2	Gary HIRSCH	1:51.651	13	1.534	186.7	Free Practice 1
13	48	MURPHY PROTOTYPES	Oreca 03R - Nissan	LMP2	Pipo DERANI	1:51.662	13	1.545	186.7	Free Practice 1
14	24	SEBASTIEN LOEB RACING	Oreca 03R - Nissan	LMP2	Arthur PIC	1:52.100	21	1.983	186.0	Free Practice 1
15	38	JOTA SPORT	Zytek Z11SN - Nissan	LMP2	Simon DOLAN	1:52.288	14	2.171	185.7	Free Practice 1
16	48	MURPHY PROTOTYPES	Oreca 03R - Nissan	LMP2	Rodolfo GONZALEZ	1:52.807	11	2.690	184.8	Free Practice 1
17	43	NEWBLOOD BY MORAND RACING	Morgan - Judd	LMP2	Pierre RAGUES	1:53.121	11	3.004	184.3	Free Practice 1
18	29	PEGASUS RACING	Morgan - Nissan	LMP2	Julien SCHELL	1:53.155	15	3.038	184.2	Free Practice 1
19	29	PEGASUS RACING	Morgan - Nissan	LMP2	Nicolas LEUTWILER	1:53.487	12	3.370	183.7	Free Practice 1
20	28	GREAVES MOTORSPORT	Zytek Z11SN - Nissan	LMP2	Mark SHULZHITSKY	1:54.296	7	4.179	182.4	Free Practice 1
21	41	GREAVES MOTORSPORT	Zytek Z11SN - Nissan	LMP2	Johnny MOWLEM	1:55.120	12	5.003	181.1	Free Practice 1
22	41	GREAVES MOTORSPORT	Zytek Z11SN - Nissan	LMP2	Matthew MCMURRY	1:55.292	21	5.175	180.8	Free Practice 1
23	29	PEGASUS RACING	Morgan - Nissan	LMP2	Jonathan COLEMAN	1:55.903	8	5.786	179.9	Free Practice 1
24	24	SEBASTIEN LOEB RACING	Oreca 03R - Nissan	LMP2	Vincent CAPILLAIRE	1:56.213	6	6.096	179.4	Free Practice 1
25	24	SEBASTIEN LOEB RACING	Oreca 03R - Nissan	LMP2	Andrea RODA	1:56.237	12	6.120	179.4	Free Practice 1
38	38	JOTA SPORT	Zytek Z11SN - Nissan	LMP2	Harry TINCKNELL		12			
34	34	RACE PERFORMANCE	Oreca 03 - Judd	LMP2	Franck MAILLEUX		1			
LMGTE										
1	55	AF CORSE	Ferrari F458 Italia	LMGTE	Matt GRIFFIN	1:57.323	11		177.7	Free Practice 1
2	72	SMP RACING	Ferrari F458 Italia	LMGTE	Andrea BERTOLINI	1:57.545	13	0.222	177.4	Free Practice 1
3	85	GULF RACING UK	Aston Martin Vantage V8	LMGTE	Stuart HALL	1:57.695	12	0.372	177.1	Free Practice 1
4	80	KESSEL RACING	Ferrari F458 Italia	LMGTE	Giacomo PICCINI	1:57.929	18	0.606	176.8	Free Practice 1
5	70	AF CORSE	Ferrari F458 Italia	LMGTE	Emmanuel COLLARD	1:57.932	16	0.609	176.8	Free Practice 1
6	66	JMW MOTORSPORT	Ferrari F458 Italia	LMGTE	James WALKER	1:58.253	11	0.930	176.3	Free Practice 1
7	86	GULF RACING UK	Porsche 911 RSR	LMGTE	Adam CARROLL	1:58.686	9	1.363	175.7	Free Practice 1
8	56	AT RACING	Ferrari F458 Italia	LMGTE	Alexander TALKANITSA	1:58.743	5	1.420	175.6	Free Practice 1
9	55	AF CORSE	Ferrari F458 Italia	LMGTE	Michele RUGOLO	1:58.884	13	1.561	175.4	Free Practice 1
10	56	AT RACING	Ferrari F458 Italia	LMGTE	Pierre KAFFER	1:58.926	30	1.603	175.3	Free Practice 1
11	54	AF CORSE	Ferrari F458 Italia	LMGTE	Michael LYONS	1:58.956	11	1.633	175.3	Free Practice 1
12	72	SMP RACING	Ferrari F458 Italia	LMGTE	Viktor SHAITAR	1:58.959	11	1.636	175.3	Free Practice 1
13	54	AF CORSE	Ferrari F458 Italia	LMGTE	Marco CIOCI	1:59.015	17	1.692	175.2	Free Practice 1
14	58	TEAM SOFREV-ASP	Ferrari F458 Italia	LMGTE	Soheil AYARI	1:59.073	11	1.750	175.1	Free Practice 1
15	81	KESSEL RACING	Ferrari F458 Italia	LMGTE	Matteo CRESSONI	1:59.196	8	1.873	174.9	Free Practice 1
16	76	IMS PERFORMANCE MATMUT	Porsche 911 GT3 RSR	LMGTE	Raymond NARAC	1:59.275	15	1.952	174.8	Free Practice 1
17	66	JMW MOTORSPORT	Ferrari F458 Italia	LMGTE	George RICHARDSON	1:59.301	15	1.978	174.7	Free Practice 1
18	58	TEAM SOFREV-ASP	Ferrari F458 Italia	LMGTE	Fabien BARTHEZ	1:59.312	12	1.989	174.7	Free Practice 1
19	66	JMW MOTORSPORT	Ferrari F458 Italia	LMGTE	Daniel MCKENZIE	1:59.535	11	2.212	174.4	Free Practice 1
20	58	TEAM SOFREV-ASP	Ferrari F458 Italia	LMGTE	Anthony PONS	1:59.543	10	2.220	174.4	Free Practice 1
21	86	GULF RACING UK	Porsche 911 RSR	LMGTE	Ben BARKER	1:59.907	2	2.584	173.9	Free Practice 1
22	72	SMP RACING	Ferrari F458 Italia	LMGTE	Sergey ZLOBIN	1:59.917	14	2.594	173.9	Free Practice 1
23	67	IMS PERFORMANCE MATMUT	Porsche 911 GT3 RSR	LMGTE	Eric HELARY	1:59.944	9	2.621	173.8	Free Practice 1
24	80	KESSEL RACING	Ferrari F458 Italia	LMGTE	Michael BRONISZEWSKI	1:59.990	15	2.667	173.7	Free Practice 1
25	55	AF CORSE	Ferrari F458 Italia	LMGTE	Duncan CAMERON	2:00.030	14	2.707	173.7	Free Practice 1
26	70	AF CORSE	Ferrari F458 Italia	LMGTE	Yannick MALLEGOL	2:00.775	8	3.452	172.6	Free Practice 1
27	76	IMS PERFORMANCE MATMUT	Porsche 911 GT3 RSR	LMGTE	Nicolas ARMINDO	2:01.153	2	3.830	172.1	Free Practice 1
28	54	AF CORSE	Ferrari F458 Italia	LMGTE	Piergiuseppe PERAZZINI	2:01.187	10	3.864	172.0	Free Practice 1
29	70	AF CORSE	Ferrari F458 Italia	LMGTE	François PERRODO	2:01.627	7	4.304	171.4	Free Practice 1
30	86	GULF RACING UK	Porsche 911 RSR	LMGTE	Michael WAINWRIGHT	2:02.373	20	5.050	170.4	Free Practice 1
31	81	KESSEL RACING	Ferrari F458 Italia	LMGTE	Thomas KEMENATER	2:02.528	12	5.205	170.1	Free Practice 1
32	67	IMS PERFORMANCE MATMUT	Porsche 911 GT3 RSR	LMGTE	Jean-Marc MERLIN	2:02.778	12	5.455	169.8	Free Practice 1



EUROPEAN LE MANS SERIES

4 HOURS OF PAUL RICARD

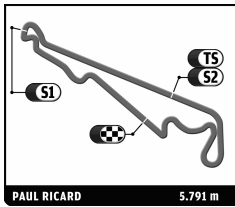
After Free Practice 1

Classification by Driver And Class Fastest Lap

Nr	Team	Car	Class	Driver	Time	Laps	Gap	Kph	Session
33	67 IMSA PERFORMANCE MATMUT	Porsche 911 GT3 RSR	LMGTE	Erik MARIS	2:03.430	10	6.107	168.9	Free Practice 1
34	85 GULF RACING UK	Aston Martin Vantage V8	LMGTE	Roald GOETHE	2:04.371	11	7.048	167.6	Free Practice 1
35	76 IMSA PERFORMANCE MATMUT	Porsche 911 GT3 RSR	LMGTE	Christina NIELSEN	2:04.870	15	7.547	167.0	Free Practice 1
36	85 GULF RACING UK	Aston Martin Vantage V8	LMGTE	Daniel BROWN	2:09.496	3	12.173	161.0	Free Practice 1
GTC									
1	71 SMP RACING	Ferrari F458 Italia GT3	GTC	Luca PERSIANI	1:59.140	9		175.0	Free Practice 1
2	57 SMP RACING	Ferrari F458 Italia GT3	GTC	Mika SALO	1:59.369	8	0.229	174.6	Free Practice 1
3	57 SMP RACING	Ferrari F458 Italia GT3	GTC	Maurizio MEDIANI	1:59.663	12	0.523	174.2	Free Practice 1
4	73 SMP RACING	Ferrari F458 Italia GT3	GTC	David MARKOZOV	1:59.928	12	0.788	173.8	Free Practice 1
5	98 ART GRAND PRIX	McLaren MP4 12C GT3	GTC	Kevin KORJUS	1:59.943	9	0.803	173.8	Free Practice 1
6	59 TEAM SOFREV-ASP	Ferrari F458 Italia GT3	GTC	Jean-Philippe BELLOC	1:59.980	10	0.840	173.8	Free Practice 1
7	78 TEAM RUSSIA BY BARWELL	BMW Z4 GT3	GTC	Jonathan COCKER	1:59.997	9	0.857	173.7	Free Practice 1
8	93 PRO GT BY ALMERAS	Porsche 997 GT3R	GTC	Franck PERERA	2:00.092	8	0.952	173.6	Free Practice 1
9	94 AF CORSE	Ferrari F458 Italia GT3	GTC	Francesco CASTELLACCI	2:00.232	13	1.092	173.4	Free Practice 1
10	75 PROSPEED COMPETITION	Porsche GT3 R	GTC	Mike PARISY	2:00.319	15	1.179	173.3	Free Practice 1
11	99 ART GRAND PRIX	McLaren MP4 12C GT3	GTC	Alex BRUNDLE	2:00.358	12	1.218	173.2	Free Practice 1
12	60 FORMULA RACING	Ferrari F458 Italia GT3	GTC	Jan MAGNUSSEN	2:00.390	11	1.250	173.2	Free Practice 1
13	71 SMP RACING	Ferrari F458 Italia GT3	GTC	Kirill LADYGIN	2:00.468	11	1.328	173.1	Free Practice 1
14	73 SMP RACING	Ferrari F458 Italia GT3	GTC	Anton LADYGIN	2:00.498	13	1.358	173.0	Free Practice 1
15	73 SMP RACING	Ferrari F458 Italia GT3	GTC	Olivier BERETTA	2:00.501	11	1.361	173.0	Free Practice 1
16	60 FORMULA RACING	Ferrari F458 Italia GT3	GTC	Johnny LAURSEN	2:00.680	12	1.540	172.8	Free Practice 1
17	95 AF CORSE	Ferrari F458 Italia GT3	GTC	Cedric SBIRRAZZUOLI	2:00.687	17	1.547	172.7	Free Practice 1
18	94 AF CORSE	Ferrari F458 Italia GT3	GTC	Andrea RIZZOLI	2:00.807	6	1.667	172.6	Free Practice 1
19	71 SMP RACING	Ferrari F458 Italia GT3	GTC	Aleksy BASOV	2:01.509	17	2.369	171.6	Free Practice 1
20	98 ART GRAND PRIX	McLaren MP4 12C GT3	GTC	Grégoire DEMOUSTIER	2:01.602	13	2.462	171.4	Free Practice 1
21	60 FORMULA RACING	Ferrari F458 Italia GT3	GTC	Mikkel MAC	2:01.612	10	2.472	171.4	Free Practice 1
22	92 OMBRA RACING	Ferrari F458 Italia GT3	GTC	Mario CORDONI	2:01.744	15	2.604	171.2	Free Practice 1
23	93 PRO GT BY ALMERAS	Porsche 997 GT3R	GTC	Lucas LASSERRE	2:01.804	5	2.664	171.2	Free Practice 1
24	94 AF CORSE	Ferrari F458 Italia GT3	GTC	Thomas FLOHR	2:01.937	15	2.797	171.0	Free Practice 1
25	95 AF CORSE	Ferrari F458 Italia GT3	GTC	Adrien DE LEENER	2:02.113	15	2.973	170.7	Free Practice 1
26	93 PRO GT BY ALMERAS	Porsche 997 GT3R	GTC	Eric DERMONT	2:02.462	6	3.322	170.2	Free Practice 1
27	99 ART GRAND PRIX	McLaren MP4 12C GT3	GTC	Ricardo GONZALEZ	2:02.653	9	3.513	170.0	Free Practice 1
28	63 AF CORSE	Ferrari F458 Italia GT3	GTC	Filipe BARREIROS	2:03.089	19	3.949	169.4	Free Practice 1
29	63 AF CORSE	Ferrari F458 Italia GT3	GTC	Mads RASMUSSEN	2:03.138	19	3.998	169.3	Free Practice 1
30	78 TEAM RUSSIA BY BARWELL	BMW Z4 GT3	GTC	Leonid MACHITSKI	2:03.145	10	4.005	169.3	Free Practice 1
31	75 PROSPEED COMPETITION	Porsche GT3 R	GTC	Max VAN SPLUNTEREN	2:03.172	10	4.032	169.3	Free Practice 1
32	59 TEAM SOFREV-ASP	Ferrari F458 Italia GT3	GTC	Christophe BOURRET	2:03.648	13	4.508	168.6	Free Practice 1
33	99 ART GRAND PRIX	McLaren MP4 12C GT3	GTC	Karim AJLANI	2:03.653	11	4.513	168.6	Free Practice 1
34	98 ART GRAND PRIX	McLaren MP4 12C GT3	GTC	Yann GOUDY	2:03.660	10	4.520	168.6	Free Practice 1
35	92 OMBRA RACING	Ferrari F458 Italia GT3	GTC	Marco ZANUTTINI	2:03.881	17	4.741	168.3	Free Practice 1
36	75 PROSPEED COMPETITION	Porsche GT3 R	GTC	Gilles VANNELET	2:04.250	5	5.110	167.8	Free Practice 1
37	59 TEAM SOFREV-ASP	Ferrari F458 Italia GT3	GTC	Pascal GIBON	2:04.317	14	5.177	167.7	Free Practice 1
38	78 TEAM RUSSIA BY BARWELL	BMW Z4 GT3	GTC	Timur SARDAROV	2:04.955	16	5.815	166.8	Free Practice 1
39	57 SMP RACING	Ferrari F458 Italia GT3	GTC	Boris ROTENBERG	2:08.545	12	9.405	162.2	Free Practice 1

Published at:

Race Director:	Timekeeper:
-----------------------	--------------------



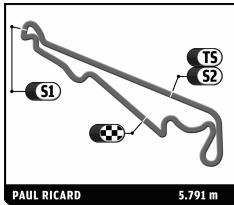
EUROPEAN LE MANS SERIES

4 HOURS OF PAUL RICARD

Free Practice 1

Best Sector Times

SECTOR 1			SECTOR 2			SECTOR 3			Pos	Team	Cl	Ideal Lap	Best Lap
Pos	Driver	Time	Driver	Time	Driver	Time	Pos	Team	Cl	Ideal Lap	Best Lap		
1	43 C.KLIEN	33.179	48 N.BERTHON	28.757	46 L.BADEY	47.756	1	36 SIGNATECH ALPINE	LMP2	1'50.008	1:50.117 (1)		
2	38 H.TINCKNELL	33.202	36 O.WEBB	28.770	36 N.PANCIATICI	47.999	2	46 THIRIET BY TDS RACING	LMP2	1'50.074	1:50.320 (2)		
3	36 N.PANCIATICI	33.239	43 C.KLIEN	28.845	43 C.KLIEN	48.138	3	43 NEWBLOOD BY MORAND RACING	LMP2	1'50.162	1:50.509 (3)		
4	46 L.BADEY	33.322	29 N.LEUTWILER	28.983	28 L.BACHETA	48.166	4	28 GREAVES MOTORSPORT	LMP2	1'50.745	1:50.959 (5)		
5	28 L.BACHETA	33.546	46 T.GOMMENDY	28.996	34 M.FREY	48.207	5	48 MURPHY PROTOTYPES	LMP2	1'50.771	1:50.771 (4)		
6	48 N.BERTHON	33.559	28 L.BACHETA	29.033	38 H.TINCKNELL	48.429	6	38 JOTA SPORT	LMP2	1'50.792	1:51.621 (7)		
7	34 M.FREY	33.613	24 A.PIC	29.114	48 N.BERTHON	48.455	7	34 RACE PERFORMANCE	LMP2	1'50.959	1:51.004 (6)		
8	24 A.PIC	33.906	34 M.FREY	29.139	24 A.PIC	48.927	8	24 SEBASTIEN LOEB RACING	LMP2	1'51.947	1:52.100 (8)		
9	29 J.SHELL	34.354	38 F.AUBIERQUE	29.161	29 N.LEUTWILER	49.276	9	29 PEGASUS RACING	LMP2	1'52.613	1:53.155 (9)		
10	41 J.MOWLEM	34.569	41 M.MCMURRY	29.382	41 M.MCMURRY	50.323	10	41 GREAVES MOTORSPORT	LMP2	1'54.274	1:55.120 (10)		
11	55 M.GRIFFIN	35.140	55 M.GRIFFIN	29.776	85 S.HALL	51.818	11	55 AF CORSE	LMGTE	1'56.916	1:57.323 (11)		
12	80 G.PICCINI	35.362	72 A.BERTOLINI	29.816	55 M.GRIFFIN	52.000	12	72 SMP RACING	LMGTE	1'57.496	1:57.545 (12)		
13	72 A.BERTOLINI	35.378	80 G.PICCINI	29.823	86 A.CARROLL	52.196	13	85 GULF RACING UK	LMGTE	1'57.695	1:57.695 (13)		
14	85 S.HALL	35.387	54 M.CIOCI	29.851	70 E.COLLARD	52.199	14	80 KESSEL RACING	LMGTE	1'57.797	1:57.929 (14)		
15	54 M.CIOCI	35.483	66 J.WALKER	29.965	72 A.BERTOLINI	52.302	15	70 AF CORSE	LMGTE	1'57.864	1:57.932 (15)		
16	70 E.COLLARD	35.634	56 P.KAFFER	30.002	66 J.WALKER	52.447	16	66 JMW MOTORSPORT	LMGTE	1'58.103	1:58.253 (16)		
17	86 A.CARROLL	35.681	58 A.PONS	30.007	80 G.PICCINI	52.612	17	54 AF CORSE	LMGTE	1'58.108	1:58.956 (19)		
18	67 E.HELARY	35.688	57 M.SALO	30.014	54 M.LYONS	52.774	18	86 GULF RACING UK	LMGTE	1'58.306	1:58.686 (17)		
19	66 J.WALKER	35.691	70 E.COLLARD	30.031	81 M.CRESSONI	52.789	19	58 TEAM SOFREV-ASP	LMGTE	1'58.592	1:59.073 (20)		
20	56 A.TALKANITSA	35.694	73 D.MARKOZOV	30.072	76 R.NARAC	52.842	20	56 AT RACING	LMGTE	1'58.603	1:58.743 (18)		
21	58 F.BARTHEZ	35.712	67 E.HELARY	30.094	58 S.AYARI	52.873	21	76 HSA PERFORMANCE MATMUT	LMGTE	1'58.970	1:59.275 (23)		
22	93 F.PERERA	35.840	71 K.LADYGIN	30.098	56 A.TALKANITSA	52.907	22	71 SMP RACING	GTC	1'59.026	1:59.140 (21)		
23	71 L.PERSIANI	35.848	81 M.CRESSONI	30.172	78 J.COCKER	53.069	23	81 KESSEL RACING	LMGTE	1'59.104	1:59.196 (22)		
24	57 M.MEDIANI	35.861	76 R.NARAC	30.182	71 L.PERSIANI	53.080	24	57 SMP RACING	GTC	1'59.117	1:59.369 (24)		
25	98 K.KORJUS	35.912	94 A.RIZZOLI	30.186	57 M.MEDIANI	53.242	25	67 HSA PERFORMANCE MATMUT	LMGTE	1'59.473	1:59.944 (27)		
26	75 M.PARISY	35.934	98 K.KORJUS	30.315	59 J.BELLOC	53.322	26	73 SMP RACING	GTC	1'59.562	1:59.928 (25)		
27	76 R.NARAC	35.946	95 C.SBIRRAZZUOLI	30.368	73 D.MARKOZOV	53.336	27	94 AF CORSE	GTC	1'59.656	2:00.232 (31)		
28	60 J.LAURSEN	36.022	60 J.LAURSEN	30.383	94 F.CASTELLACCI	53.442	28	98 ART GRAND PRIX	GTC	1'59.757	1:59.943 (26)		
29	94 F.CASTELLACCI	36.028	59 J.BELLOC	30.412	93 F.PERERA	53.455	29	93 PRO GT BY ALMERAS	GTC	1'59.806	2:00.092 (30)		
30	78 J.COCKER	36.036	86 A.CARROLL	30.429	98 K.KORJUS	53.530	30	78 TEAM RUSSIA BY BARWELL	GTC	1'59.872	1:59.997 (29)		
31	99 A.BRUNDLER	36.128	85 S.HALL	30.490	75 M.PARISY	53.545	31	59 TEAM SOFREV-ASP	GTC	1'59.934	1:59.980 (28)		
32	81 M.CRESSONI	36.143	99 A.BRUNDLER	30.491	60 J.MAGNUSSEN	53.567	32	60 FORMULA RACING	GTC	1'59.972	2:00.390 (34)		
33	73 D.MARKOZOV	36.154	93 F.PERERA	30.511	67 E.HELARY	53.691	33	75 PROSPEED COMPETITION	GTC	2'00.148	2:00.319 (32)		
34	59 J.BELLOC	36.200	92 M.CORDONI	30.551	99 A.BRUNDLER	53.735	34	99 ART GRAND PRIX	GTC	2'00.354	2:00.358 (33)		
35	95 C.SBIRRAZZUOLI	36.241	63 M.RASMUSSEN	30.625	95 C.SBIRRAZZUOLI	53.768	35	95 AF CORSE	GTC	2'00.377	2:00.687 (35)		
36	92 M.CORDONI	36.504	75 M.PARISY	30.669	92 M.CORDONI	54.582	36	92 OMBRA RACING	GTC	2'01.637	2:01.744 (36)		
37	63 M.RASMUSSEN	36.982	78 J.COCKER	30.767	63 F.BARREIROS	54.922	37	63 AF CORSE	GTC	2'02.529	2:03.089 (37)		



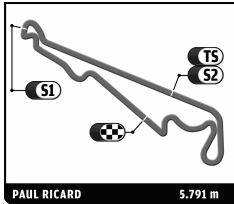
EUROPEAN LE MANS SERIES

4 HOURS OF PAUL RICARD

After Free Practice 1

Event maximum speed

Team	Car	Class	Driver	Top Speed	Lap	Session
94 AF CORSE	Ferrari F458 Italia GT3	GTC	Francesco CASTELLACCI	288.0	5	Free Practice 1
73 SMP RACING	Ferrari F458 Italia GT3	GTC	Olivier BERETTA	287.2	28	Free Practice 1
36 SIGNATECH ALPINE	Alpine A450b - Nissan	LMP2	Paul-Loup CHATIN	286.5	7	Free Practice 1
58 TEAM SOFREV-ASP	Ferrari F458 Italia	LMGTE	Anthony PONS	286.5	20	Free Practice 1
72 SMP RACING	Ferrari F458 Italia	LMGTE	Andrea BERTOLINI	286.5	4	Free Practice 1
57 SMP RACING	Ferrari F458 Italia GT3	GTC	Maurizio MEDIANI	285.7	10	Free Practice 1
71 SMP RACING	Ferrari F458 Italia GT3	GTC	Kirill LADYGIN	285.7	37	Free Practice 1
66 JMW MOTORSPORT	Ferrari F458 Italia	LMGTE	Daniel MCKENZIE	285.0	25	Free Practice 1
80 KESSEL RACING	Ferrari F458 Italia	LMGTE	Giacomo PICCINI	285.0	23	Free Practice 1
92 OMBRA RACING	Ferrari F458 Italia GT3	GTC	Mario CORDONI	285.0	12	Free Practice 1
76 IMSA PERFORMANCE MATMUT	Porsche 911 GT3 RSR	LMGTE	Raymond NARAC	284.2	5	Free Practice 1
60 FORMULA RACING	Ferrari F458 Italia GT3	GTC	Jan MAGNUSSEN	284.2	16	Free Practice 1
95 AF CORSE	Ferrari F458 Italia GT3	GTC	Cedric SBIRRAZZUOLI	284.2	32	Free Practice 1
55 AF CORSE	Ferrari F458 Italia	LMGTE	Matt GRIFFIN	283.5	10	Free Practice 1
56 AT RACING	Ferrari F458 Italia	LMGTE	Pierre KAFFER	283.5	34	Free Practice 1
24 SEBASTIEN LOEB RACING	Oreca 03R - Nissan	LMP2	Arthur PIC	282.7	33	Free Practice 1
54 AF CORSE	Ferrari F458 Italia	LMGTE	Piergiuseppe PERAZZINI	282.7	29	Free Practice 1
67 IMSA PERFORMANCE MATMUT	Porsche 911 GT3 RSR	LMGTE	Eric HELARY	282.7	24	Free Practice 1
29 PEGASUS RACING	Morgan - Nissan	LMP2	Nicolas LEUTWILER	282.0	35	Free Practice 1
59 TEAM SOFREV-ASP	Ferrari F458 Italia GT3	GTC	Jean-Philippe BELLOC	282.0	3	Free Practice 1
63 AF CORSE	Ferrari F458 Italia GT3	GTC	Mads RASMUSSEN	281.2	25	Free Practice 1
48 MURPHY PROTOTYPES	Oreca 03R - Nissan	LMP2	Pipo DERANI	280.5	6	Free Practice 1
99 ART GRAND PRIX	McLaren MP4 12C GT3	GTC	Alex BRUNDLE	280.5	6	Free Practice 1
46 THIRIET BY TDS RACING	Ligier JS P2 - Nissan	LMP2	Tristan GOMWENDY	279.8	28	Free Practice 1
81 KESSEL RACING	Ferrari F458 Italia	LMGTE	Matteo CRESSONI	279.8	6	Free Practice 1
75 PROSPEED COMPETITION	Porsche GT3 R	GTC	Max VAN SPLUNTEREN	279.8	23	Free Practice 1
70 AF CORSE	Ferrari F458 Italia	LMGTE	Emmanuel COLLARD	279.1	9	Free Practice 1
98 ART GRAND PRIX	McLaren MP4 12C GT3	GTC	Yann GOUDY	279.1	32	Free Practice 1
43 NEWBLOOD BY MORAND RACING	Morgan - Judd	LMP2	Christian KLIEN	278.4	31	Free Practice 1
28 GREAVES MOTORSPORT	Zytek Z11SN - Nissan	LMP2	Luciano BACHETA	277.6	5	Free Practice 1
34 RACE PERFORMANCE	Oreca 03 - Judd	LMP2	Michel FREY	277.6	12	Free Practice 1
38 JOTA SPORT	Zytek Z11SN - Nissan	LMP2	Harry TINCKNELL	277.6	28	Free Practice 1
41 GREAVES MOTORSPORT	Zytek Z11SN - Nissan	LMP2	Johnny MOWLEM	276.9	17	Free Practice 1
93 PRO GT BY ALMERAS	Porsche 997 GT3R	GTC	Franck PERERA	276.9	5	Free Practice 1
86 GULF RACING UK	Porsche 911 RSR	LMGTE	Michael WAINWRIGHT	275.5	23	Free Practice 1
78 TEAM RUSSIA BY BARWELL	BMW Z4 GT3	GTC	Timur SARDAROV	272.7	35	Free Practice 1
85 GULF RACING UK	Aston Martin Vantage V8	LMGTE	Stuart HALL	270.0	7	Free Practice 1



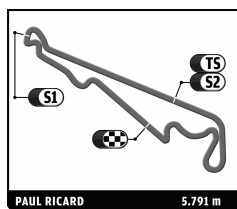
EUROPEAN LE MANS SERIES

4 HOURS OF PAUL RICARD

Free Practice 1

Fastest Lap Sequence

Practice Time	Team	Car	Class	Driver	Time	Kph	Lap
4:23.459	24 SEBASTIEN LOEB RACING	Oreca 03R - Nissan	LMP2	Vincent CAPILLAIRE	2:01.599	171.4	2
4:31.207	72 SMP RACING	Ferrari F458 Italia	LMGTE	Andrea BERTOLINI	2:00.917	172.4	2
4:50.308	36 SIGNATECH ALPINE	Alpine A450b - Nissan	LMP2	Paul-Loup CHATIN	1:53.201	184.2	2
8:36.753	36 SIGNATECH ALPINE	Alpine A450b - Nissan	LMP2	Paul-Loup CHATIN	1:52.824	184.8	4
10:47.287	43 NEWBLOOD BY MORAND RACING	Morgan - Judd	LMP2	Gary HIRSCH	1:52.747	184.9	4
12:08.382	38 JOTA SPORT	Zytek Z11SN - Nissan	LMP2	Filipe ALBUQUERQUE	1:52.434	185.4	4
14:34.186	43 NEWBLOOD BY MORAND RACING	Morgan - Judd	LMP2	Gary HIRSCH	1:51.651	186.7	6
25:21.194	38 JOTA SPORT	Zytek Z11SN - Nissan	LMP2	Filipe ALBUQUERQUE	1:51.621	186.8	11
27:17.686	36 SIGNATECH ALPINE	Alpine A450b - Nissan	LMP2	Paul-Loup CHATIN	1:51.482	187.0	10
27:35.358	46 THIRIET BY TDS RACING	Ligier JS P2 - Nissan	LMP2	Ludovic BADEY	1:50.717	188.3	10
29:25.678	46 THIRIET BY TDS RACING	Ligier JS P2 - Nissan	LMP2	Ludovic BADEY	1:50.320	189.0	11
57:26.535	36 SIGNATECH ALPINE	Alpine A450b - Nissan	LMP2	Nelson PANCIATICI	1:50.117	189.3	9



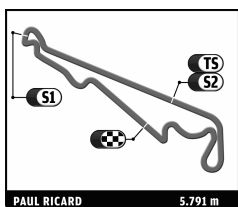
EUROPEAN LE MANS SERIES

4 HOURS OF PAUL RICARD

Free Practice 1

Sector Analysis

											■ Personal Best ■ Session Best ■ Crossing the finish line in pit lane							
Lap	D	Time	Sector 1	Sector 2	Sector 3	T. Spd	Elapsed	Lap	D	Time	Sector 1	Sector 2	Sector 3	T. Spd	Elapsed			
24		SEBASTIEN LOEB RACING					Oreca 03R - Nissan											
		1.Vincent CAPILLAIRE			3.Arthur PIC			LMP2										
		2.Andrea RODA																
1	1	2:21.860	52.631	32.793	56.436	260.2	2:21.860	13	1	1:54.660	35.056	29.482	50.122	272.7	31:56.842			
2	1	2:01.599	36.493	30.072	55.034	272.7	4:23.459	14	1	1:56.427	34.756	30.665	51.006	272.0	33:53.269			
3	1	1:56.213	34.855	29.526	51.832	274.8	6:19.672	15	1	6:54.890 B	34.285	29.649	5:50.956	272.7	40:48.159			
4	1	1:56.490	34.876	29.464	52.150	275.5	8:16.162	16	1	2:13.769	52.446	30.187	51.136	271.4	43:01.928			
5	1	1:57.175	36.298	30.480	50.397	274.1	10:13.337	17	1	1:53.604	34.456	29.765	49.383	272.0	44:55.532			
6	1	2:03.821 B	34.434	29.398	59.989	274.1	12:17.158	18	1	1:53.052	34.039	29.481	49.532	274.1	46:48.584			
7	3	8:22.470	6:53.055	32.216	57.199	264.1	20:39.628	19	1	1:52.481	33.970	29.297	49.214	274.8	48:41.065			
8	3	2:04.399	40.010	31.058	53.331	277.6	22:44.027	20	1	3:43.563 B	34.048	29.283	2:40.232	274.1	52:24.628			
9	3	1:55.243	34.852	29.282	51.109	280.5	24:39.270	21	1	2:13.613	54.313	30.022	49.278	272.7	54:38.241			
10	3	1:55.056	34.388	30.129	50.539	278.4	26:34.326	22	1	1:54.148	35.134	30.683	48.331	272.0	56:32.389			
11	3	1:56.680	35.503	29.395	51.782	277.6	28:31.006	23	1	1:50.959	33.575	29.218	48.166	273.4	58:23.348			
12	3	1:55.537	34.393	29.241	51.903	281.2	30:26.543	24	1	1:52.718	33.546	29.604	49.568	274.8	1:00:16.066			
13	3	1:53.913	34.170	29.197	50.546	276.9	32:20.456	25	1	16:28.642 B	34.554	29.106	...	276.9	1:16:44.708			
14	3	1:56.922	34.163	30.358	52.401	276.2	34:17.378	26	2	2:12.835	52.043	30.065	50.727	270.0	1:18:57.543			
15	3	1:52.706	33.981	29.114	49.611	281.2	36:10.084	27	2	1:57.166	35.502	30.849	50.815	272.0	1:20:54.709			
16	3	1:55.940	34.184	29.704	52.052	276.2	38:06.024	28	2	1:54.902	35.595	29.639	49.668	271.4	1:22:49.611			
17	3	1:59.705	36.226	29.735	53.744	276.2	40:05.729	29	2	1:56.726	36.468	29.977	50.281	274.8	1:24:46.337			
18	3	1:52.948	34.079	29.769	49.100	278.4	41:58.677	30	2	1:54.296	34.284	29.384	50.628	275.5	1:26:40.633			
19	3	2:05.784 B	35.857	30.150	59.777	279.1	44:04.461	31	2	1:54.648	35.095	29.281	50.272	275.5	1:28:35.281			
20	2	5:22.162	3:52.649	32.186	57.327	273.4	49:26.623	32	2	1:55.792	34.337	29.450	52.005	274.8	1:30:31.073			
21	2	2:01.362	37.581	30.582	53.199	273.4	51:27.985											
22	2	1:59.233	37.377	30.331	51.525	274.8	53:27.218											
23	2	1:57.593	35.493	30.163	51.937	272.0	55:24.811											
24	2	1:58.725	35.501	29.685	53.539	274.8	57:23.536											
25	2	1:59.531	36.110	29.738	53.683	276.9	59:23.067											
26	2	2:11.652 B	36.051	29.931	1:05.670	271.4	1:01:34.719											
27	2	3:37.824	2:15.854	30.249	51.721	269.3	1:05:12.543											
28	2	1:57.164	36.070	29.689	51.405	274.1	1:07:09.707											
29	2	1:57.334	36.168	30.099	51.067	275.5	1:09:07.041											
30	2	1:56.237	35.426	30.031	50.780	273.4	1:11:03.278											
31	2	2:07.511 B	35.066	29.645	1:02.800	275.5	1:13:10.789											
32	3	3:35.154	2:13.690	30.034	51.430	270.7	1:16:45.943											
33	3	1:59.538	35.038	29.537	54.963	282.7	1:18:45.481											
34	3	1:55.116	35.400	29.733	49.983	273.4	1:20:40.597											
35	3	1:55.751	34.031	29.286	52.434	274.8	1:22:36.348											
36	3	1:53.067	34.120	29.438	49.509	272.7	1:24:29.415											
37	3	1:54.460	35.246	29.360	49.854	276.9	1:26:23.875											
38	3	1:57.212	36.394	29.646	51.172	274.8	1:28:21.087											
39	3	1:52.100	33.906	29.267	48.927	274.1	1:30:13.187											
28		GREAVES MOTORSPORT					Zytek Z11SN - Nissan											
		1.Luciano BACHETA						LMP2										
		2.Mark SHULZHITSKIY																
1	1	5:14.335 B	1:26.996	32.144	3:15.195	251.2	5:14.335											
2	1	2:12.870	52.090	30.515	50.265	269.3	7:27.205											
3	1	1:52.905	34.353	29.213	49.339	275.5	9:20.110											
4	1	1:54.072	34.791	29.931	49.350	272.0	11:14.182											
5	1	1:54.249	34.223	29.033	50.993	277.6	13:08.431											
6	1	1:51.974	33.699	29.182	49.093	274.1	15:00.405											
7	1	1:52.190	33.939	29.300	48.951	273.4	16:52.595											
8	1	4:57.284 B	34.283	29.270	3:53.731	272.7	21:49.879											
9	1	2:20.113	55.388	30.922	53.803	272.0	24:09.992											
10	1	1:58.020	36.327	29.965	51.728	271.4	26:08.012											
11	1	1:57.134	35.538	29.760	51.836	272.7	28:05.146											
12	1	1:57.036	36.207	30.029	50.800	272.7	30:02.182											
29		PEGASUS RACING					Morgan - Nissan											
		1.Julien SCHELL			3.Jonathan COLEMAN			LMP2										
		2.Nicolas LEUTWILER																
1	1	2:47.464 B	1:01.943	33.051	1:12.470	246.0	2:47.464											
2	1	3:30.091	2:03.591	31.227	55.273	232.8	6:17.555											
3	1	1:56.591	35.761	29.610	51.220	272.0	8:14.146											
4	1	1:54.600	35.035	29.489	50.076	275.5	10:08.746											
5	1	1:53.591	34.497	29.346	49.748	275.5	12:02.337											
6	1	1:57.331	35.539	30.030	51.762	275.5	13:59.668											
7	1	1:56.690	34.608	29.313	52.769	275.5	15:56.358											
8	1	2:04.128 B	35.121	29.524	59.483	277.6	18:00.486											
9	1	4:52.513	3:32.399	29.296	50.818	278.4	22:52.999											
10	1	1:54.731	34.354	29.322	51.055	278.4	24:47.730											
11	1	1:55.236	35.199	29.353	50.684	276.2	26:42.966											
12	1	2:09.081	34.491	29.721	1:04.869	276.9	28:52.047											
13	1	1:55.535	34.996	30.908	49.631	274.1	30:47.582											
14	1	1:53.155	34.358	29.243	49.554	275.5	32:40.737											
15	1	2:04.327 B	35.141	30.398	58.788	272.7	34:45.064											
16	3	6:30.809	5:05.553	31.185	54.071	257.8	41:15.873											
17	3	1:59.202	36.249	30.380	52.573	275.5	43:15.075											
18	3	1:58.041	35.683	30.431	51.927	276.2	45:13.116											
19	3	1:57.930	35.456	29.917	52.557	277.6	47:11.046											
20	3	1:56.033	35.241	29.878	50.914	273.4	49:07.079											
21	3	1:55.984	35.183	29.756	51.045	275.5	51:03.063											
22	3	1:55.903	35.315	29.583	51.005	276.2	52:58.966											
23	3	2:11.586 B	36.895	30.926	1:03.765	276.2	55:10.552											
24	2	6:32.681	5:11.030	30.273	51.378	269.3	1:01:43.233											
25	2	1:59.242	36.428	29.604	53.210	279.1	1:03:42.475											
26	2	1:58.959	36.259	30.286	52.414	275.5	1:05:41.434											
27	2	1:58.024	36.209	30.561	51.254	276.9	1:07:39.458											
28	2	1:56.989	35.444	29.570	51.975	276.9	1:09:36.447											
29	2	2:07.177 B	35.276	29.539	1:02.362	277.6	1:11:43.624											
30	2	6:40.707	5:20.006	29.909	50.792	274.8	1:18:24.331											
31	2	1:54.388	34.678	29.054	50.656	279.8	1:20:18.719											
32	2	1:55.769	34.865	29.187	51.717	277.6	1:22:14.488											
33	2	1:54.704	35.533	29.504	49.667	278.4	1:24:09.192											
34	2	1:53.487	34.927	29.284	49.276	276.9	1:26:02.679											



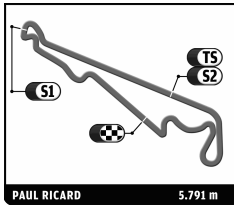
EUROPEAN LE MANS SERIES

4 HOURS OF PAUL RICARD

Free Practice 1

Sector Analysis

								Personal Best		Session Best		B Crossing the finish line in pit lane			
Lap	D	Time	Sector 1	Sector 2	Sector 3	T. Spd	Elapsed	Lap	D	Time	Sector 1	Sector 2	Sector 3	T. Spd	Elapsed
35	2	2:04.106B	34.871	28.983	1:00.252	282.0	1:28:06.785	15	2	1:53.789	34.838	29.356	49.595	280.5	42:03.116
34 RACE PERFORMANCE 1. Michel FREY 2. Franck MAILLEUX Oreca 03 - Judd LMP2								16 2 1:53.628 34.025 29.138 50.465 282.0 43:56.744 17 2 1:54.088 34.794 29.552 49.742 282.0 45:50.832 18 2 1:53.094 34.286 29.225 49.583 279.8 47:43.926 19 2 1:53.899 34.700 29.573 49.626 279.8 49:37.825 20 2 3:40.467B 36.151 29.403 2:34.913 281.2 53:18.292 21 2 2:18.126 57.526 29.347 51.253 275.5 55:36.418 22 2 1:50.117 33.239 28.879 47.999 276.9 57:26.535 23 2 1:54.588 34.687 29.614 50.287 277.6 59:21.123 24 2 1:58.087 33.556 30.284 54.247 267.3 1:01:19.210 25 2 4:01.120B 33.336 28.920 2:58.864 279.1 1:05:20.330 26 3 2:21.499 55.065 34.138 52.296 272.0 1:07:41.829 27 3 1:55.439 35.870 29.401 50.168 277.6 1:09:37.268 28 3 1:52.982 34.999 29.118 48.865 282.7 1:11:30.250 29 3 1:51.600 33.735 29.064 48.801 279.8 1:13:21.850 30 3 4:10.447B 36.783 29.420 3:04.244 278.4 1:17:32.297 31 3 2:10.349 51.410 30.026 48.913 275.5 1:19:42.646 32 3 1:50.686 33.563 28.846 48.277 278.4 1:21:33.332 33 3 1:52.906 33.533 29.048 50.325 279.8 1:23:26.238 34 3 1:50.757 33.502 28.876 48.379 278.4 1:25:16.995 35 3 1:55.870 33.633 30.995 51.242 278.4 1:27:12.865 36 3 1:50.640 33.535 28.965 48.140 275.5 1:29:03.505 37 3 1:51.310 33.491 28.770 49.049 282.0 1:30:54.815							
36 SIGNATECH ALPINE 1. Paul-Loup CHATIN 2. Nelson PANCIATICI 3. Oliver WEBB Alpine A450b - Nissan LMP2								38 JOTA SPORT 1. Simon DOLAN 2. Harry TINCKNELL 3. Filipe ALBUQUERQUE Zytek Z11SN - Nissan LMP2							
1	1	2:57.107	1:28.107	31.175	57.825	270.0	2:57.107	1	3	6:04.680B	1:27.365	31.685	4:05.630	268.0	6:04.680
2	1	1:53.201	34.973	29.188	49.040	277.6	4:50.308	2	3	2:17.143	51.271	29.738	56.134	268.7	8:21.823
3	1	1:53.621	34.126	29.341	50.154	278.4	6:43.929	3	3	1:54.125	34.522	29.479	50.124	272.7	10:15.948
4	1	1:52.824	34.212	29.233	49.379	277.6	8:36.753	4	3	1:52.434	33.871	29.332	49.231	271.4	12:08.382
5	1	1:54.452	34.131	30.120	50.201	283.5	10:31.205	5	3	1:52.724	34.107	29.212	49.405	274.1	14:01.106
6	1	1:53.563	34.118	29.003	50.442	280.5	12:24.768	6	3	1:55.174	34.533	29.308	51.333	274.8	15:56.280
7	1	8:59.898B	35.261	29.124	7:55.513	286.5	21:24.666	7	3	1:53.789	34.237	29.545	50.007	274.1	17:50.069
8	1	2:09.755	51.289	29.290	49.176	278.4	23:34.421	8	3	1:55.380	34.403	29.353	51.624	272.0	19:45.449
9	1	1:51.783	33.887	29.048	48.848	278.4	25:26.204	9	3	1:52.213	33.940	29.206	49.067	274.8	21:37.662
10	1	1:51.482	33.792	29.037	48.653	278.4	27:17.686	10	3	1:51.911	33.839	29.285	48.787	272.0	23:29.573
11	1	1:51.582	33.759	28.969	48.854	282.0	29:09.268	11	3	1:51.621	33.849	29.161	48.611	272.7	25:21.194
12	1	1:53.598	33.942	29.570	50.086	280.5	31:02.866	12	3	6:24.194B	33.682	29.382	5:21.130	272.0	31:45.388
13	1	6:52.695B	34.036	29.582	5:49.077	282.0	37:55.561	13	1	2:15.104	52.740	30.012	52.352	270.0	34:00.492
14	2	2:13.766	52.945	29.113	51.708	282.7	40:09.327	14	1	1:55.942	35.470	29.698	50.774	269.3	35:56.434
								15 1 1:56.944 37.306 29.750 49.888 270.0 37:53.378 16 1 1:59.114 36.080 30.555 52.479 274.1 39:52.492 17 1 1:55.630 35.644 29.589 50.397 274.8 41:48.122 18 1 8:44.036B 35.858 29.696 7:38.482 275.5 50:32.158 19 1 2:11.147 51.106 29.272 50.769 274.1 52:43.305 20 1 1:54.288 34.445 29.288 50.555 272.7 54:37.593 21 1 1:56.387 35.382 31.569 49.436 271.4 56:33.980 22 1 1:53.058 34.248 29.513 49.297 272.7 58:27.038 23 1 1:55.748 34.204 31.813 49.731 270.7 1:00:22.786 24 1 1:56.006 34.567 30.036 51.403 274.1 1:02:18.792 25 1 1:52.288 34.028 29.333 48.927 268.7 1:04:11.080 26 1 3:02.613B 34.304 29.716 1:58.593 270.7 1:07:13.693 27 2 2:11.810 51.753 29.857 50.200 270.7 1:09:25.503 28 2 1:53.748 34.142 29.374 50.232 277.6 1:11:19.251 29 2 1:51.960 33.820 29.413 48.727 272.7 1:13:11.211 30 2 1:51.537 33.581 29.527 48.429 272.0 1:15:02.748 31 2 1:52.290 34.139 29.714 48.437 274.1 1:16:55.038							



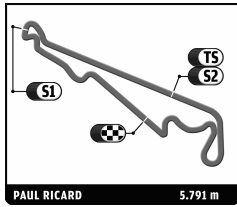
EUROPEAN LE MANS SERIES

4 HOURS OF PAUL RICARD

Free Practice 1

Sector Analysis

							Personal Best		Session Best		B Crossing the finish line in pit lane								
Lap	D	Time	Sector 1	Sector 2	Sector 3	T. Spd	Elapsed	Lap	D	Time	Sector 1	Sector 2	Sector 3	T. Spd	Elapsed				
32	2	1:53.009	33.709	29.712	49.588	275.5	1:18:48.047	12	2	1:55.099	35.326	29.786	49.987	276.2	31:00.841				
33	2	1:53.469	34.634	29.754	49.081	271.4	1:20:41.516	13	2	3:37.475 B	35.438	30.007	2:32.030	273.4	34:38.316				
34	2	1:53.823	34.669	29.453	49.701	272.0	1:22:35.339	14	3	2:13.872	52.432				36:52.188				
35	2	1:51.943	33.709	29.415	48.819	272.7	1:24:27.282	15	3	1:54.648	35.261	29.500	49.887	274.1	38:46.836				
36	2	1:52.502	33.202	29.947	49.353	272.0	1:26:19.784	16	3	1:56.315	35.832	29.836	50.647	274.8	40:43.151				
37	2	1:54.242	35.138	29.391	49.713	273.4	1:28:14.026	17	3	1:53.815	34.346	29.480	49.989	276.2	42:36.966				
38	2	1:52.832	33.888	29.253	49.691	274.1	1:30:06.858	18	3	7:29.146 B	34.443	29.591	6:25.112	273.4	50:06.112				
								19	3	2:10.649	51.409	29.204	50.036	276.9	52:16.761				
								20	3	1:54.365	35.052	29.389	49.924	272.7	54:11.126				
								21	3	1:53.121	34.492	29.338	49.291	272.7	56:04.247				
								22	3	1:53.168	34.253	29.316	49.599	276.9	57:57.415				
								23	3	1:53.675	34.704	29.571	49.400	274.1	59:51.090				
								24	3	5:59.955 B	35.890	29.603	4:54.462	273.4	1:05:51.045				
								25	1	2:15.040	52.810	29.506	52.724	273.4	1:08:06.085				
								26	1	1:55.674	36.026	29.473	50.175	273.4	1:10:01.759				
								27	1	1:57.992	35.753	30.259	51.980	274.8	1:11:59.751				
								28	1	1:53.448	34.191	29.365	49.892	274.1	1:13:53.199				
								29	1	2:57.418 B	35.862	29.529	1:52.027	274.8	1:16:50.617				
								30	1	2:17.192	50.121	28.845	58.226	276.9	1:19:07.809				
								31	1	1:50.509	33.179	28.914	48.416	278.4	1:20:58.318				
								32	1	1:51.683	33.522	30.023	48.138	273.4	1:22:50.001				
								33	1	1:54.927	35.777	29.322	49.828	276.2	1:24:44.928				
								34	1	1:51.943	33.912	29.056	48.975	278.4	1:26:36.871				
41	GREAVES MOTORSPORT 1. Matthew MCMURRY 2. Johnny MOWLEM Zytek Z11SN - Nissan LMP2																		
1	1	4:40.815 B	1:26.419	32.299	2:42.097	266.7	4:40.815	1	2	2:31.514 B	55.756	32.409	1:03.349	264.7	2:31.514				
2	1	2:17.317	55.306	30.518	51.493	270.7	6:58.132	2	2	3:31.934	2:10.791	30.861	50.282	266.7	6:03.448				
3	1	1:59.991	37.820	29.412	52.759	276.2	8:58.123	3	2	1:54.915	34.655	29.719	50.541	268.0	7:58.363				
4	1	1:57.584	36.423	30.241	50.920	273.4	10:55.707	4	2	1:52.966	34.422	29.540	49.004	268.7	9:51.329				
5	1	1:56.266	36.185	29.626	50.455	272.7	12:51.973	5	2	1:54.065	34.181	29.306	50.578	276.9	11:45.394				
6	1	8:18.276 B	35.522	29.584	7:13.170	274.8	21:10.249	6	2	1:52.533	34.372	29.535	48.626	270.0	13:37.927				
7	1	2:26.514	1:05.397	29.841	51.276	272.7	23:36.763	7	2	2:01.827 B	34.043	29.243	58.541	272.7	15:39.754				
8	1	1:55.925	35.759	29.757	50.409	269.3	25:32.688	8	2	8:13.021	6:43.018	34.246	55.757	251.2	23:52.775				
9	1	1:56.260	35.667	29.783	50.810	269.3	27:28.948	9	2	1:51.866	33.581	29.429	48.856	272.0	25:44.641				
10	1	1:55.536	35.381	29.642	50.513	271.4	29:24.484	10	2	1:50.717	33.530	29.317	47.870	267.3	27:35.358				
11	1	1:55.922	35.560	29.501	50.861	273.4	31:20.406	11	2	1:50.320	33.322	29.242	47.756	270.7	29:25.678				
12	1	3:28.381 B	35.360	29.687	2:23.334	271.4	34:48.787	12	2	2:01.590 B	33.551	29.302	58.737	272.7	31:27.268				
13	2	2:18.204			54.260	275.5	37:06.991	13	1	5:00.369	3:39.592	30.821	49.956	266.0	36:27.637				
14	2	2:06.265	35.995	29.875	1:00.395	270.7	39:13.256	14	1	1:52.309	33.949	29.432	48.928	272.0	38:19.946				
15	2	1:57.201	35.499	29.588	52.114	272.7	41:10.457	15	1	1:53.902	34.510	30.883	48.509	267.3	40:13.848				
16	2	1:56.115	35.186	29.790	51.139	274.1	43:06.572	16	1	2:04.269 B	34.279	30.149	59.841	277.6	42:18.117				
17	2	1:57.302	35.849	29.525	51.928	276.9	45:03.874	17	1	7:56.309	6:37.351	29.491	49.467	270.7	50:14.426				
18	2	1:55.147	34.711	29.572	50.864	272.7	46:59.021	18	1	1:56.389	35.050	29.943	51.396	272.7	52:10.815				
19	2	7:08.305 B	34.569	29.498	6:04.238	272.7	54:07.326	19	1	1:51.835	33.707	29.383	48.745	268.7	54:02.650				
20	2	5:27.248 B	52.012	29.640	4:05.596	270.7	59:34.574	20	1	1:52.558	33.673	29.819	49.066	270.0	55:55.208				
21	2	2:14.814	52.851	29.627	52.336	273.4	1:01:49.388	21	1	1:51.792	33.582	29.301	48.909	271.4	57:47.000				
22	2	1:56.407	35.508	29.746	51.153	271.4	1:03:45.795	22	1	1:54.486	33.721	32.115	48.650	268.0	59:41.486				
23	2	1:55.120	34.785	29.550	50.785	273.4	1:05:40.915	23	1	1:51.181	33.394	29.101	48.686	272.7	1:01:32.667				
24	2	3:27.074 B	35.312	30.641	2:21.121	270.7	1:09:07.989	24	1	2:09.774 B	33.879	29.220	1:06.675	270.0	1:03:42.441				
25	1	2:15.958	54.727	29.681	51.550	272.0	1:11:23.947	25	3	5:02.158	3:41.359	30.518	50.281	274.8	1:08:44.599				
26	1	1:57.513	35.515	29.575	52.423	274.8	1:13:21.460	26	3	1:53.029	34.069	29.395	49.565	270.7	1:10:37.628				
27	1	1:56.752	36.088	29.801	50.863	273.4	1:15:18.212	27	3	1:51.943	33.840	29.152	48.951	274.8	1:12:29.571				
28	1	1:56.178	35.019	29.711	51.448	273.4	1:17:14.390	28	3	2:05.585 B	33.617	28.996	1:02.972	279.8	1:14:35.156				
29	1	1:55.292	35.245	29.724	50.323	272.0	1:19:09.682	29	3	3:18.330	2:00.148	29.363	48.819	272.0	1:17:53.486				
30	1	4:40.504 B	34.895	29.382	3:36.227	275.5	1:23:50.186	30	3	1:54.455	34.072	30.481	49.902	272.0	1:19:47.941				
31	1	2:15.913	55.350	29.666	50.897	273.4	1:26:06.099	31	3	1:52.060	33.760	29.230	49.070	277.6	1:21:40.001				
32	1	1:56.580	35.484	29.616	51.480	273.4	1:28:02.679												
33	1	1:58.590	36.896	30.402	51.292	273.4	1:30:01.269												
43	NEWBLOOD BY MORAND RACING 1. Christian KLIEEN 2. Gary HIRSCH 3. Pierre RAGUES Morgan - Judd LMP2																		
1	2	4:44.127 B	1:25.892	32.914	2:45.321	251.7	4:44.127												
2	2	2:14.593	53.116	29.658	51.819	273.4	6:58.720												
3	2	1:55.820	35.900	29.356	50.564	272.0	8:54.540												
4	2	1:52.747	34.345	29.219	49.183	273.4	10:47.287												
5	2	1:55.248	34.595	30.884	49.769	271.4	12:42.535												
6	2	1:51.651	33.865	29.075	48.711	274.8	14:34.186												
7	2	1:54.854	35.271	29.221	50.362	276.9	16:29.040												
8	2	6:39.859 B	33.897	29.078	5:36.884	274.8	23:08.899												
9	2	2:09.729	51.270	29.230	49.229	273.4	25:18.628												
10	2	1:53.447	34.122	29.165	50.160	275.5	27:12.075												
11	2	1:53.667	34.142	29.066	50.459	277.6	29:05.742												

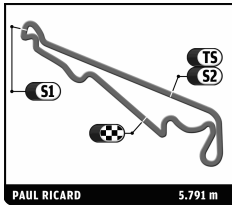


EUROPEAN LE MANS SERIES
4 HOURS OF PAUL RICARD

Free Practice 1

Sector Analysis

Lap	D	Time	Sector 1	Sector 2	Sector 3	T. Spd	Elapsed	Lap	D	Time	Sector 1	Sector 2	Sector 3	T. Spd	Elapsed
32	3	1:51.982	33.683	29.200	49.099	270.7	1:23:31.983	10	2	2:00.305	36.741	30.296	53.268	278.4	26:53.025
33	3	1:54.098	33.982	29.092	51.024	279.1	1:25:26.081	11	2	2:09.139 B	36.000	30.126	1:03.013	279.1	29:02.164
34	3	1:54.063	33.707	29.311	51.045	272.7	1:27:20.144	12	2	3:45.601	2:12.656	38.352	54.593	253.5	32:47.765
35	3	1:53.746	35.806	29.262	48.678	274.1	1:29:13.890	13	2	1:59.015	35.652	29.851	53.512	280.5	34:46.780
36	3	1:51.158	33.688	29.121	48.349	273.4	1:31:05.048	14	2	1:59.316	35.752				36:46.096
48 MURPHY PROTOTYPES 1. Pipo DERANI 2. Nathanael BERTHON 3. Rodolfo GONZALEZ Oreca 03R - Nissan LMP2								Personal Best Session Best B Crossing the finish line in pit lane							
1	1	3:08.365	1:42.512	31.253	54.600	274.8	3:08.365	15	2	2:06.867	39.775	32.569	54.523	260.2	38:52.963
2	1	2:00.647	36.509	29.973	54.165	274.8	5:09.012	16	2	1:59.397	36.077	29.972	53.348	279.8	40:52.360
3	1	1:55.630	35.307	29.506	50.817	277.6	7:04.642	17	2	2:09.287 B	35.483	30.084	1:03.720	274.8	43:01.647
4	1	1:55.536	34.946	29.552	51.038	277.6	9:00.178	18	3	5:33.261	4:08.008	30.490	54.763	281.2	48:34.908
5	1	1:56.641	36.337	29.409	50.895	278.4	10:56.819	19	3	2:02.210	36.950	30.963	54.297	276.9	50:37.118
6	1	2:05.985 B	35.927	29.398	1:00.660	280.5	13:02.804	20	3	2:00.167	36.510	30.231	53.426	278.4	52:37.285
7	1	6:44.408	5:21.151	29.541	53.716	264.7	19:47.212	21	3	2:00.284	36.510	30.152	53.622	278.4	54:37.569
8	1	1:52.553	33.786	28.909	49.858	279.1	21:39.765	22	3	2:02.490	37.589	30.370	54.531	282.0	56:40.059
9	1	1:52.085	34.335	28.933	48.817	278.4	23:31.850	23	3	1:59.432	36.019	30.012	53.401	279.8	58:39.491
10	1	1:51.768	33.698	28.945	49.125	278.4	25:23.618	24	3	1:59.317	35.956	30.149	53.212	279.1	1:00:38.808
11	1	1:51.662	33.708	29.053	48.901	277.6	27:15.280	25	3	1:59.900	36.166	30.108	53.626	280.5	1:02:38.708
12	1	1:52.289	33.805	28.990	49.494	279.8	29:07.569	26	3	1:59.641	35.906	29.874	53.861	281.2	1:04:38.349
13	1	2:06.478 B	34.909	30.430	1:01.139	272.7	31:14.047	27	3	1:58.956	36.117	30.065	52.774	276.2	1:06:37.305
14	2	6:01.682			49.943	276.9	37:15.729	28	3	2:09.987 B	36.113	29.988	1:03.886	280.5	1:08:47.292
15	2	1:52.799	34.438	29.074	49.287	277.6	39:08.528	29	1	4:11.153	2:40.604	30.784	59.765	282.7	1:12:58.445
16	2	1:55.640	34.044	28.973	52.623	279.1	41:04.168	30	1	2:01.705	36.794	30.395	54.516	278.4	1:15:00.150
17	2	1:54.408	35.427	29.071	49.910	279.8	42:58.576	31	1	2:01.954	37.072	30.390	54.492	282.0	1:17:02.104
18	2	1:51.718	33.936	29.112	48.670	277.6	44:50.294	32	1	2:01.235	36.381	30.126	54.728	281.2	1:19:03.339
19	2	1:50.771	33.559	28.757	48.455	278.4	46:41.065	33	1	2:01.467	36.245	30.463	54.759	268.0	1:21:04.806
20	2	2:03.058 B	34.176	28.979	59.903	280.5	48:44.123	34	1	2:13.867	46.329	33.117	54.421	277.6	1:23:18.673
21	2	8:25.415	7:05.591	29.216	50.608	276.2	57:09.538	35	1	2:01.293	36.279	30.472	54.542	278.4	1:25:19.966
22	2	1:52.979	34.133	29.187	49.659	277.6	59:02.517	36	1	2:01.187	36.466	30.138	54.583	280.5	1:27:21.153
23	2	1:55.564	35.901	29.501	50.162	276.9	1:00:58.081	37	1	2:04.251	37.749	31.830	54.672	277.6	1:29:25.404
24	2	1:53.580	33.961	30.057	49.562	278.4	1:02:51.661	38	1	2:20.879 B	36.515	30.711	1:13.653	276.9	1:31:46.283
25	2	1:52.045	33.815	28.997	49.233	277.6	1:04:43.706	55 AF CORSE 1. Duncan CAMERON 2. Matt GRIFFIN 3. Michele RUGOLO Ferrari F458 Italia LMGT2							
26	2	2:02.246 B	34.308	29.261	58.677	280.5	1:06:45.952	1	2	2:40.070 B	56.662	32.292	1:11.116	276.9	2:40.070
27	3	4:11.274	2:47.958	30.390	52.926	276.9	1:10:57.226	2	2	3:28.362	2:01.746	31.146	55.470	249.4	6:08.432
28	3	1:55.648	35.396	29.531	50.721	276.9	1:12:52.874	3	2	2:00.704	37.041	30.659	53.004	277.6	8:09.136
29	3	1:56.123	35.206	29.813	51.104	275.5	1:14:48.997	4	2	2:08.634 B	36.105	30.222	1:02.307	277.6	10:17.770
30	3	1:55.551	36.005	29.369	50.177	279.8	1:16:44.548	5	2	3:51.736	2:22.310	32.918	56.508	203.4	14:09.506
31	3	1:58.945	35.583	29.983	53.379	279.8	1:18:43.493	6	2	1:57.963	35.714	30.057	52.192	279.8	16:07.469
32	3	1:55.634	36.721	29.379	49.534	278.4	1:20:39.127	7	2	1:57.659	35.305	29.857	52.497	282.7	18:05.128
33	3	1:53.618	34.144	29.108	50.366	279.1	1:22:32.745	8	2	2:10.551	35.140	29.940	1:05.471	282.7	20:15.679
34	3	1:54.272	34.183	30.271	49.818	274.8	1:24:27.017	9	2	1:57.323	35.268	30.055	52.000	281.2	22:13.002
35	3	1:55.769	35.049	29.279	51.441	276.9	1:26:22.786	10	2	1:57.710	35.438	29.776	52.496	283.5	24:10.712
36	3	1:55.985	35.744	30.159	50.082	276.2	1:28:18.771	11	2	2:08.786 B	36.890	30.673	1:01.223	278.4	26:19.498
37	3	1:52.807	34.198	29.171	49.438	278.4	1:30:11.578	12	1	4:10.616	2:42.546	31.689	56.381	281.2	30:30.114
54 AF CORSE 1. Piergiuseppe PERAZZINI 2. Marco CIOCI 3. Michael LYONS Ferrari F458 Italia LMGT2								13	1	2:01.887	37.170	30.363	54.354	279.8	32:32.001
1	2	3:19.802	1:39.285	38.742	1:01.775	233.8	3:19.802	14	1	2:01.292	36.640	30.402	54.250	279.8	34:33.293
2	2	2:21.040 B	41.556	31.341	1:08.143	274.8	5:40.842	15	1	2:00.904	36.360				36:34.197
3	2	4:45.009	3:16.175	31.380	57.454	260.2	10:25.851	16	1	2:03.808	37.284	31.685	54.839	276.2	38:38.005
4	2	2:02.134	36.651	30.929	54.554	257.1	12:27.985	17	1	2:01.176	36.883	30.405	53.888	279.1	40:39.181
5	2	2:00.649	36.637	30.411	53.601	278.4	14:28.634	18	1	2:00.628	36.217	30.366	54.045	279.8	42:39.809
6	2	2:00.396	36.290	30.314	53.792	277.6	16:29.030	19	1	2:13.889 B	36.277	30.451	1:07.161	280.5	44:53.698
7	2	2:11.251 B	36.990	31.126	1:03.135	278.4	18:40.281	20	1	6:01.462	4:35.679	30.813	54.970	277.6	50:55.160
8	2	4:12.724	2:49.156	30.102	53.466	282.0	22:53.005	21	1	2:01.666	36.747	30.383	54.536	281.2	52:56.826
9	2	1:59.715	36.182	30.292	53.241	278.4	24:52.720	22	1	2:02.740	38.040	30.615	54.085	277.6	54:59.566
								23	1	2:00.030	36.257	30.232	53.541	280.5	56:59.596
								24	1	2:01.773	37.212	30.235	54.326	279.8	59:01.369
								25	1	2:15.204 B	36.602	31.890	1:06.712	279.8	1:01:16.573



EUROPEAN LE MANS SERIES
4 HOURS OF PAUL RICARD

Free Practice 1

Sector Analysis

Personal Best Session Best B Crossing the finish line in pit lane

Lap	D	Time	Sector 1	Sector 2	Sector 3	T. Spd	Elapsed	Lap	D	Time	Sector 1	Sector 2	Sector 3	T. Spd	Elapsed
26	3	3:30.936	2:02.936	33.144	54.856	276.9	1:04:47.509	4	3	4:09.377	2:39.263	31.446	58.668	279.1	13:15.860
27	3	2:04.767	36.990	32.551	55.226	278.4	1:06:52.276	5	3	2:00.721	36.461	30.488	53.772	283.5	15:16.581
28	3	1:59.181	36.156	30.070	52.955	280.5	1:08:51.457	6	3	1:59.699	36.260	30.197	53.242	284.2	17:16.280
29	3	2:15.091	39.372	34.532	1:01.187	259.0	1:11:06.548	7	3	3:52.316 B	36.143	30.497	2:45.676	280.5	21:08.596
30	3	2:49.659 B			1:05.962	273.4	1:13:56.207	8	3	5:17.665	3:46.677	33.230	57.758	274.8	26:26.261
31	3	3:32.843	2:08.023	30.741	54.079	279.1	1:17:29.050	9	3	2:00.056	36.359	30.416	53.281	283.5	28:26.317
32	3	2:00.146	36.113	30.647	53.386	278.4	1:19:29.196	10	3	2:00.057	35.939	30.338	53.780	285.7	30:26.374
33	3	2:00.076	36.555	30.124	53.397	279.8	1:21:29.272	11	3	1:59.663	36.079	30.286	53.298	282.7	32:26.037
34	3	1:58.884	35.837	30.086	52.961	279.1	1:23:28.156	12	3	2:09.323 B	35.861	30.143	1:03.319	283.5	34:35.360
35	3	2:05.837	38.617	31.821	55.399	276.9	1:25:33.993	13	2	6:46.064	5:20.680	31.107	54.277	281.2	41:21.424
36	3	2:01.037	35.723	30.569	54.745	279.1	1:27:35.030	14	2	2:00.467	36.499	30.470	53.498	281.2	43:21.891
37	3	1:58.896	35.782	30.050	53.064	281.2	1:29:33.926	15	2	1:59.854	36.107	30.374	53.373	283.5	45:21.745
38	3	2:14.236	35.873	33.858	1:04.505	231.8	1:31:48.162	16	2	2:00.367	36.176	30.180	54.011	285.7	47:22.112

56	AT RACING	Ferrari F458 Italia
	1. Alexander TALKANITSIA	LMGTE
	2. Pierre KAFFER	

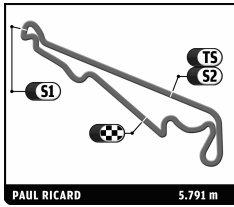
1	2	2:59.153	1:29.292	31.716	58.145	280.5	2:59.153
2	2	2:02.533	37.313	30.800	54.420	277.6	5:01.686
3	2	2:11.029 B	36.781	30.397	1:03.851	280.5	7:12.715
4	2	6:01.215	4:34.376	30.222	56.617	276.2	13:13.930
5	2	1:59.278	36.039	30.155	53.084	279.8	15:13.208
6	2	1:59.408	35.881	30.139	53.388	279.8	17:12.616
7	2	1:59.400	36.033	30.075	53.292	279.8	19:12.016
8	2	1:58.926	35.750	30.043	53.133	279.1	21:10.942
9	2	2:07.691 B	35.712	30.025	1:01.954	281.2	23:18.633
10	1	6:30.067	5:06.253	30.451	53.363	280.5	29:48.700
11	1	2:00.049	36.118	30.399	53.532	279.1	31:48.749
12	1	1:59.072	35.873	30.292	52.907	278.4	33:47.821
13	1	1:58.743	35.694	30.011	53.038	279.1	35:46.564
14	1	2:09.436 B	36.106	31.229	1:02.101	279.1	37:56.000
15	2	3:51.835	2:26.028	31.062	54.745	278.4	41:47.835
16	2	2:01.935	37.077	30.707	54.151	279.1	43:49.770
17	2	2:00.696	36.256	30.665	53.775	278.4	45:50.466
18	2	2:01.825	36.655	30.555	54.615	279.8	47:52.291
19	2	2:00.696	36.329	30.556	53.811	279.8	49:52.987
20	2	2:13.993 B	37.490	30.802	1:05.701	281.2	52:06.980
21	2	4:35.209	3:07.694	31.547	55.968	262.8	56:42.189
22	2	2:03.321	37.876	30.961	54.484	274.8	58:45.510
23	2	2:01.674	36.502	30.514	54.658	278.4	1:00:47.184
24	2	2:12.205 B	36.939	30.551	1:04.715	275.5	1:02:59.389
25	2	6:44.643	5:18.340	31.600	54.703	278.4	1:09:44.032
26	2	2:01.901	36.618	30.592	54.691	277.6	1:11:45.933
27	2	2:02.716	37.890	30.617	54.209	278.4	1:13:48.649
28	2	2:00.411	36.213	30.418	53.780	276.2	1:15:49.060
29	2	2:01.246	36.715	30.552	53.979	278.4	1:17:50.306
30	2	2:09.964 B	36.661	30.322	1:02.981	280.5	1:20:00.270
31	2	3:27.183	2:01.030	30.710	55.443	278.4	1:23:27.453
32	2	2:00.732	36.257	30.628	53.847	277.6	1:25:28.185
33	2	1:59.046	35.820	30.158	53.068	281.2	1:27:27.231
34	2	2:00.290	35.706	30.002	54.582	283.5	1:29:27.521
35	2	1:59.088	35.801	30.017	53.270	282.7	1:31:26.609

57	SMP RACING	Ferrari F458 Italia GT3
	1. Boris ROTENBERG	GT3
	2. Mika SALO	
	3. Maurizio MEDIANI	

1	3	4:11.503	2:21.979	42.183	1:07.341	210.1	4:11.503
2	3	2:25.726	43.541	37.184	1:05.001	251.7	6:37.229
3	3	2:29.254 B	40.696	38.841	1:09.717	250.0	9:06.483

58	TEAM SOFREY-ASP	Ferrari F458 Italia
	1. Fabien BARTHEZ	LMGTE
	2. Anthony PONS	
	3. Soheil AYARI	

1	1	6:45.486 B	1:25.051	34.521	4:45.914	248.3	6:45.486
2	1	2:32.876	1:02.353	32.231	58.292	274.8	9:18.362
3	1	2:04.419	38.419	30.981	55.019	279.1	11:22.781
4	1	3:53.543 B	38.029	34.612	2:40.902	234.3	15:16.324
5	1	2:21.486	57.294	30.718	53.474	278.4	17:37.810
6	1	2:02.241	36.259	30.415	55.567	279.8	19:40.051
7	1	2:01.347	36.458	30.378	54.511	278.4	21:41.398
8	1	2:01.981	36.422	30.297	55.262	282.0	23:43.379
9	1	2:01.771	37.246	30.394	54.131	279.8	25:45.150
10	1	1:59.312	35.935	30.227	53.150	279.1	27:44.462
11	1	1:59.380	35.712	30.371	53.297	279.1	29:43.842
12	1	3:59.490 B	36.272	30.435	2:52.783	277.6	33:43.332
13	2	2:22.872	57.227	31.028	54.617	281.2	36:06.204
14	2	2:03.877	37.342	30.376	56.159	276.9	38:10.081
15	2	2:02.019	36.838	30.007	55.174	279.8	40:12.100
16	2	2:04.336	39.546	31.120	53.670	277.6	42:16.436
17	2	1:59.543	35.778	30.348	53.417	281.2	44:15.979
18	2	2:00.808	36.745	30.671	53.392	282.7	46:16.787
19	2	1:59.765	35.813	30.046	53.906	281.2	48:16.552
20	2	1:59.695	35.963	30.018	53.714	286.5	50:16.247
21	2	2:04.947	36.542	30.737	57.668	282.0	52:21.194
22	2	4:17.010 B	37.831	31.074	3:08.105	279.1	56:38.204
23	3	2:20.720	55.772	30.676	54.272	277.6	58:58.924
24	3	2:01.032	36.425	30.524	54.083	279.1	1:00:59.956
25	3	7:30.108 B	36.430	30.308	6:23.370	279.1	1:08:30.064



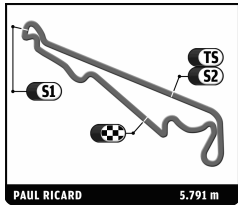
EUROPEAN LE MANS SERIES

4 HOURS OF PAUL RICARD

Free Practice 1

Sector Analysis

Lap	D	Time	Sector 1	Sector 2	Sector 3	T. Spd	Elapsed	Lap	D	Time	Sector 1	Sector 2	Sector 3	T. Spd	Elapsed
26	3	2:20.335	55.104	30.491	54.740	282.0	1:10:50.399	7	1	2:11.496 B	36.951	30.701	1:03.844	279.8	18:07.642
27	3	2:01.099	36.872	30.531	53.696	281.2	1:12:51.498	8	1	4:47.689	3:20.886	30.770	56.033	277.6	22:55.331
28	3	2:00.065	36.078	30.269	53.718	279.8	1:14:51.563	9	1	2:01.116	36.488	30.600	54.028	279.1	24:56.447
29	3	1:59.415	36.052	30.148	53.215	282.7	1:16:50.978	10	1	2:02.177	36.280	30.383	55.514	283.5	26:58.624
30	3	8:42.313 B	36.918	30.690	7:34.705	276.2	1:25:33.291	11	1	2:00.680	36.022	30.598	54.060	282.0	28:59.304
31	3	2:17.729	53.463	30.548	53.718	277.6	1:27:51.020	12	1	2:13.553 B	36.725	30.836	1:05.992	264.7	31:12.857
32	3	1:59.073	35.978	30.222	52.873	278.4	1:29:50.093	13	3	4:37.267	3:04.768	32.821	59.678	262.1	35:50.124
33	3	1:59.187	36.023	30.286	52.878	278.4	1:31:49.280	14	3	2:01.754	36.964	30.903	53.887	277.6	37:51.878
59 TEAM SOFREV-ASP Ferrari F458 Italia GT3 1.Christophe BOURRET 3.Jean-Philippe BELLOC GTC 2.Pascal GIBON								63 AF CORSE Ferrari F458 Italia GT3 1.Mads RASMUSSEN GTC 2.Filipe BARREIROS							
1	3	2:28.967	1:02.589	31.323	55.055	279.1	2:28.967	1	2	3:21.125	1:47.784	33.446	59.895	243.8	3:21.125
2	3	2:01.995	36.851	30.500	54.644	280.5	4:30.962	2	2	2:06.911	38.563	31.700	56.648	275.5	5:28.036
3	3	2:02.248	37.559	30.412	54.277	282.0	6:33.210	3	2	2:05.999	38.182	32.066	55.751	276.2	7:34.035
4	3	2:00.586	36.394	30.541	53.651	279.1	8:33.796	4	2	2:03.928	37.462	30.968	55.498	276.2	9:37.963
5	3	5:05.838 B	36.695	30.875	3:58.268	280.5	13:39.634	5	2	2:04.377	37.313	30.936	56.128	275.5	11:42.340
6	3	2:24.889	57.763	31.185	55.941	260.9	16:04.523	6	2	2:04.555	37.948	31.007	55.600	276.2	13:46.895
7	3	2:01.660	36.756	30.510	54.394	281.2	18:06.183	7	2	2:04.886	37.766	31.288	55.832	274.8	15:51.781
8	3	2:00.550	36.513	30.621	53.416	280.5	20:06.733	8	2	2:05.539	38.073	31.983	55.483	276.9	17:57.320
9	3	1:59.980	36.200	30.458	53.322	278.4	22:06.713	9	2	2:03.209	37.098	30.946	55.165	276.2	20:00.529
10	3	5:42.861 B	37.341	30.767	4:34.753	276.9	27:49.574	10	2	2:16.249 B	37.633	30.913	1:07.703	274.8	22:16.778
11	1	2:26.884	56.949	32.282	57.653	274.1	30:16.458	11	1	4:42.824	3:14.849	31.116	56.859	277.6	26:59.602
12	1	2:06.906	38.286	31.761	56.859	264.7	32:23.364	12	1	2:03.592	37.355	30.914	55.323	277.6	29:03.194
13	1	2:05.305	37.389	31.569	56.347	271.4	34:28.669	13	1	2:06.828	37.597	31.881	57.350	276.2	31:10.022
14	1	2:04.938	37.501	31.644	55.793	262.1	36:33.607	14	1	2:03.472	37.105	31.094	55.273	274.8	33:13.494
15	1	2:05.844	38.435	31.380	56.029	279.1	38:39.451	15	1	2:04.370	36.982	30.949	56.439	275.5	35:17.864
16	1	2:03.697	37.439	31.043	55.215	278.4	40:43.148	16	1	2:03.250			55.237	275.5	37:21.114
17	1	4:14.636 B	38.252	32.099	3:04.285	274.8	44:57.784	17	1	2:03.705	37.166	30.851	55.688	275.5	39:24.819
18	2	2:30.670	1:01.114	32.525	57.031	274.1	47:28.454	18	1	2:04.100	37.938	30.625	55.537	278.4	41:28.919
19	2	2:06.729	38.039	31.780	56.910	275.5	49:35.183	19	1	2:04.496	37.846	30.727	55.923	276.9	43:33.415
20	2	2:08.199	39.280	31.635	57.284	276.9	51:43.382	20	1	2:16.907 B	37.496	31.131	1:08.280	276.9	45:50.322
21	2	2:06.686	38.504	31.644	56.538	276.9	53:50.068	21	1	6:58.011	5:29.452	31.298	57.261	274.8	52:48.333
22	2	2:05.922	38.522	31.567	55.833	275.5	55:55.990	22	1	2:05.940	38.914	31.429	55.597	276.2	54:54.273
23	2	2:06.475	38.452	31.656	56.367	275.5	58:02.465	23	1	2:03.138	37.239	30.958	54.941	277.6	56:57.411
24	2	3:27.751 B	38.252	31.414	2:18.085	276.2	1:01:30.216	24	1	2:03.666	37.443	30.987	55.236	278.4	59:01.077
25	1	2:26.181	56.617	32.040	57.524	272.7	1:03:56.397	25	1	2:06.149	38.578	30.773	56.798	281.2	1:01:07.226
26	1	2:04.828	37.722	31.501	55.605	273.4	1:06:01.225	26	1	2:10.184	37.760	31.299	1:01.125	277.6	1:03:17.410
27	1	2:04.933	37.442	31.322	56.169	277.6	1:08:06.158	27	1	2:06.713	37.979	30.979	57.755	277.6	1:05:24.123
28	1	2:04.415	37.423	31.381	55.611	274.8	1:10:10.573								
29	1	2:03.648	37.276	31.042	55.330	276.2	1:12:14.221								
30	1	4:06.025 B	37.940	32.039	2:56.046	274.8	1:16:20.246								
31	2	2:36.201	1:02.918	33.124	1:00.159	257.1	1:18:56.447								
32	2	2:06.444	38.332	31.936	56.176	276.2	1:21:02.891								
33	2	2:05.500	37.945	31.850	55.705	275.5	1:23:08.391								
34	2	2:04.317	37.549	31.615	55.153	274.1	1:25:12.708								
35	2	2:08.222	37.733	32.920	57.569	273.4	1:27:20.930								
36	2	2:10.280	38.460	31.935	59.885	276.9	1:29:31.210								
37	2	2:06.265	38.213	31.681	56.371	275.5	1:31:37.475								
60 FORMULA RACING Ferrari F458 Italia GT3 1.Johnny LAURSEN 3.Jan MAGNUSSEN GTC 2.Mikkel MAC															
1	1	5:48.629	4:21.633	31.468	55.528	274.1	5:48.629								
2	1	2:01.320	36.506	30.620	54.194	277.6	7:49.949								
3	1	2:01.025	36.184	30.702	54.139	279.1	9:50.974								
4	1	2:01.872	36.779	30.702	54.391	278.4	11:52.846								
5	1	2:01.415	36.434	30.642	54.339	279.1	13:54.261								
6	1	2:01.885	36.256	30.396	55.233	283.5	15:56.146								



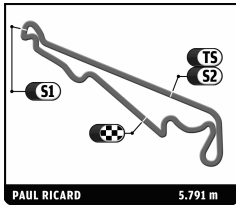
EUROPEAN LE MANS SERIES
4 HOURS OF PAUL RICARD

Free Practice 1

Sector Analysis

Personal Best Session Best B Crossing the finish line in pit lane

Lap	D	Time	Sector 1	Sector 2	Sector 3	T. Spd	Elapsed	Lap	D	Time	Sector 1	Sector 2	Sector 3	T. Spd	Elapsed
28	1	2:05.043	38.306	31.079	55.658	276.9	1:07:29.166	4	3	2:06.116	36.722	32.147	57.247	266.7	11:02.653
29	1	2:17.669 B	39.219	30.921	1:07.529	277.6	1:09:46.835	5	3	3:50.211 B	38.521	30.314	2:41.376	280.5	14:52.864
30	2	4:41.286	3:14.170	31.577	55.539	274.8	1:14:28.121	6	2	2:38.102	1:06.932	32.779	58.391	259.0	17:30.966
31	2	2:05.001	37.606	31.025	56.370	276.9	1:16:33.122	7	2	2:04.852	37.647	30.789	56.416	279.8	19:35.818
32	2	2:04.011	37.974	31.068	54.969	277.6	1:18:37.133	8	2	2:03.644	37.088	30.802	55.754	279.1	21:39.462
33	2	2:03.626	37.505	30.901	55.220	276.2	1:20:40.759	9	2	2:03.412	37.208	30.741	55.463	279.1	23:42.874
34	2	2:04.111	37.715	31.145	55.251	275.5	1:22:44.870	10	2	2:04.042	37.388	30.738	55.916	276.9	25:46.916
35	2	2:03.477	37.046	31.079	55.352	276.2	1:24:48.347	11	2	6:27.229 B	36.936	31.718	5:18.575	275.5	32:14.145
36	2	2:03.269	37.282	30.984	55.003	276.2	1:26:51.616	12	1	2:34.238	1:00.115	32.701	1:01.422	275.5	34:48.383
37	2	2:03.089	37.225	30.942	54.922	277.6	1:28:54.705	13	1	2:07.428	38.267				36:55.811
38	2	2:03.353	37.175	31.001	55.177	276.2	1:30:58.058	14	1	2:05.157	37.507	31.252	56.398	278.4	39:00.968
66 JMW MOTORSPORT Ferrari F458 Italia 1. Daniel MCKENZIE 3. James WALKER LMGTE 2. George RICHARDSON								15 1 2:04.344 37.517 31.184 55.643 279.1 41:05.312							
1	3	5:48.896 B	1:21.247	34.135	3:53.514	257.1	5:48.896	16	1	7:57.236 B	1:05.414	31.129	6:20.693	279.1	49:02.548
2	3	2:25.225	58.378	31.160	55.687	279.8	8:14.121	17	1	2:25.014	55.356	31.633	58.025	276.2	51:27.562
3	3	2:04.407	37.996	30.950	55.461	257.8	10:18.528	18	1	2:05.490	37.304	32.089	56.097	280.5	53:33.052
4	3	2:01.494	36.874	30.388	54.232	281.2	12:20.022	19	1	2:04.693	37.176	30.555	56.962	279.1	55:37.745
5	3	2:01.995	37.018	30.353	54.624	280.5	14:22.017	20	1	2:03.430	37.222	30.709	55.499	279.1	57:41.175
6	3	3:59.292 B	36.981	31.085	2:51.226	280.5	18:21.309	21	1	9:43.708 B	37.088	44.865	8:21.755	257.8	1:07:24.883
7	3	2:22.158	54.145	31.331	56.682	278.4	20:43.467	22	3	2:25.831	56.659	32.788	56.384	250.6	1:09:50.714
8	3	2:02.707	36.455	30.389	55.863	259.6	22:46.174	23	3	1:59.944	36.080	30.173	53.691	281.2	1:11:50.658
9	3	1:58.484	36.072	29.965	52.447	280.5	24:44.658	24	3	2:01.586	35.688	30.969	54.929	282.7	1:13:52.244
10	3	1:58.253	35.691	30.020	52.542	282.0	26:42.911	25	3	3:33.974 B	36.067	30.094	2:27.813	282.0	1:17:26.218
11	3	4:52.331 B	37.257	30.331	3:44.743	283.5	31:35.242	26	2	2:23.683	56.712	31.158	55.813	275.5	1:19:49.901
12	2	2:25.200	55.850	31.995	57.355	281.2	34:00.442	27	2	2:02.841	37.149	30.829	54.863	278.4	1:21:52.742
13	2	2:02.952	38.076	30.510	54.366	279.1	36:03.394	28	2	2:03.229	37.483	30.757	54.989	276.9	1:23:55.971
14	2	2:01.583	37.063	30.219	54.301	280.5	38:04.977	29	2	2:02.778	36.845	30.615	55.318	277.6	1:25:58.749
15	2	2:02.091	37.657	30.362	54.072	281.2	40:07.068	30	2	2:03.220	36.759	30.765	55.696	278.4	1:28:01.969
16	2	2:01.407	37.602	30.416	53.389	280.5	42:08.475	31	2	2:03.924	37.057	30.763	56.104	279.8	1:30:05.893
17	2	2:01.052	36.825	30.795	53.432	282.0	44:09.527	70 AF CORSE Ferrari F458 Italia 1. François PERRODO 3. Yannick MALLEGOL LMGTE 2. Emmanuel COLLARD							
18	2	4:56.995 B	36.408	30.165	3:50.422	282.7	49:06.522	1	3	5:19.600 B	3:38.550	32.734	1:08.316	272.0	5:19.600
19	1	2:17.827	53.114	30.276	54.437	282.7	51:24.349	2	2	3:25.352	1:59.889	31.053	54.410	272.7	8:44.952
20	1	2:00.555	36.338	30.502	53.715	282.7	53:24.904	3	2	2:00.336	36.592	30.407	53.337	274.1	10:45.288
21	1	1:59.773	36.427	30.247	53.099	281.2	55:24.677	4	2	2:01.727	36.227	31.235	54.265	268.0	12:47.015
22	1	2:00.173	36.537	30.183	53.453	283.5	57:24.850	5	2	2:09.607 B	36.539	30.290	1:02.778	274.8	14:56.622
23	1	2:00.018	36.167	30.754	53.097	283.5	59:24.868	6	2	5:45.024	4:21.410	30.381	53.233	277.6	20:41.646
24	1	3:39.371 B	36.033	30.022	2:33.316	283.5	1:03:04.239	7	2	1:59.429	36.828	30.211	52.390	275.5	22:41.075
25	1	2:16.872	52.802	29.983	54.087	285.0	1:05:21.111	8	2	1:58.019	35.634	30.175	52.210	276.2	24:39.094
26	1	1:59.967	36.087	30.188	53.692	282.0	1:07:21.078	9	2	1:58.707	35.760	30.031	52.916	279.1	26:37.801
27	1	1:59.779	35.950	29.990	53.839	284.2	1:09:20.857	10	2	2:09.070 B	35.759	30.051	1:03.260	276.2	28:46.871
28	1	1:59.535	36.101	30.074	53.360	282.7	1:11:20.392	11	2	4:41.262	3:17.336	31.178	52.748	274.1	33:28.133
29	1	3:00.680 B	36.543	30.056	1:54.081	282.7	1:14:21.072	12	2	1:58.107	35.672	30.236	52.199	276.2	35:26.240
30	2	2:21.328	53.474	33.937	53.917	262.8	1:16:42.400	13	2	1:57.932			52.326	277.6	37:24.172
31	2	2:03.776	37.335	30.323	56.118	282.0	1:18:46.176	14	2	2:09.810 B	36.171	30.146	1:03.493	278.4	39:33.982
32	2	2:01.112	36.969	30.715	53.428	280.5	1:20:47.288	15	2	5:37.901	4:14.629	30.322	52.950	278.4	45:11.883
33	2	1:59.674	36.103	30.180	53.391	283.5	1:22:46.962	16	2	1:58.920	36.136	30.160	52.624	276.2	47:10.803
34	2	1:59.301	35.962	29.978	53.361	282.0	1:24:46.263	17	2	2:10.529 B	37.745	30.659	1:02.125	276.9	49:21.332
35	2	1:59.554	36.341	30.130	53.083	281.2	1:26:45.817	18	3	4:37.558	3:09.603	31.713	56.242	274.8	53:58.890
36	2	2:00.216	36.553	30.080	53.583	281.2	1:28:46.033	19	3	2:17.286 B	37.092	31.567	1:08.627	270.0	56:16.176
37	2	1:59.657	36.211	30.122	53.324	284.2	1:30:45.690	20	3	2:51.522	1:22.849	31.000	57.673	273.4	59:07.698
67 IMSA PERFORMANCE MATMUT Porsche 911 GT3 RSR 1. Erik MARIS 3. Eric HELARY LMGTE 2. Jean-Marc MERLIN								21	3	2:02.828	36.930	31.188	54.710	271.4	1:01:10.526
1	3	4:21.496 B	54.971	36.280	2:50.245	228.8	4:21.496	22	3	2:04.959	36.449	30.680	57.830	275.5	1:03:15.485
2	3	2:28.897	55.421	34.344	59.132	238.4	6:50.393	23	3	2:00.775	36.512	30.494	53.769	274.1	1:05:16.260
3	3	2:06.144	37.911	32.314	55.919	264.7	8:56.537	24	3	2:52.082 B	1:04.253	33.780	1:14.049	242.2	1:08:08.342
								25	1	7:50.467	6:22.909	31.933	55.625	268.0	1:15:58.809
								26	1	2:19.786 B	40.998	31.826	1:06.962	272.7	1:18:18.595



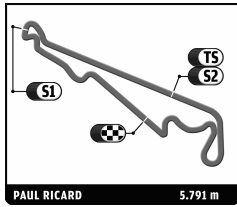
EUROPEAN LE MANS SERIES

4 HOURS OF PAUL RICARD

Free Practice 1

Sector Analysis

								■ Personal Best ■ Session Best ■ Crossing the finish line in pit lane							
Lap	D	Time	Sector 1	Sector 2	Sector 3	T. Spd	Elapsed	Lap	D	Time	Sector 1	Sector 2	Sector 3	T. Spd	Elapsed
27	1	4:28.994	3:01.405	31.462	56.127	270.0	1:22:47.589	10	1	4:22.514	2:58.756	30.473	53.285	281.2	25:56.438
28	1	2:05.146	38.074	32.307	54.765	272.7	1:24:52.735	11	1	1:57.845	35.482	29.867	52.496	284.2	27:54.283
29	1	2:02.478	37.066	31.041	54.371	274.1	1:26:55.213	12	1	1:57.545	35.378	29.865	52.302	284.2	29:51.828
30	1	2:02.117	36.874	30.840	54.403	276.9	1:28:57.330	13	1	2:13.244	38.827	31.041	1:03.376	282.0	32:05.072
31	1	2:01.627	36.853	30.646	54.128	276.9	1:30:58.957	14	3	6:04.509	4:37.936	30.741	55.832	278.4	38:09.581
71 SMP RACING 1.Kirill LADYGIN 2.Aleksey BASOV 3.Luca PERSIANI Ferrari F458 Italia GT3 GTC								15 3 2:02.012 36.948 30.310 54.754 282.7 40:11.593 16 3 2:00.679 36.169 30.297 54.213 282.7 42:12.272 17 3 2:01.552 36.671 30.215 54.666 282.0 44:13.824 18 3 2:00.961 36.501 30.275 54.185 282.0 46:14.785 19 3 2:00.818 36.236 30.444 54.138 282.7 48:15.603 20 3 2:00.026 36.079 30.374 53.573 282.7 50:15.629 21 3 1:59.917 36.255 30.105 53.557 284.2 52:15.546 22 3 2:02.143 36.799 30.199 55.145 284.2 54:17.689 23 3 2:00.540 36.311 30.174 54.055 281.2 56:18.229 24 3 2:01.422 37.324 30.377 53.721 282.0 58:19.651 25 3 2:00.769 36.370 30.417 53.982 279.1 1:00:20.420 26 3 2:01.086 36.674 30.157 54.255 282.0 1:02:21.506 27 3 2:13.948 B 36.678 30.369 1:06.901 279.8 1:04:35.454 28 2 4:13.550 2:49.124 30.494 53.932 285.7 1:08:49.004 29 2 2:00.490 36.534 30.227 53.729 283.5 1:10:49.494 30 2 1:59.380 36.184 30.040 53.156 282.0 1:12:48.874 31 2 1:59.530 36.016 30.268 53.246 281.2 1:14:48.404 32 2 2:01.394 37.471 30.429 53.494 284.2 1:16:49.798 33 2 2:00.687 36.797 30.302 53.588 283.5 1:18:50.485 34 2 1:59.441 36.007 30.132 53.302 283.5 1:20:49.926 35 2 1:58.959 35.838 29.999 53.122 283.5 1:22:48.885 36 2 2:17.811 B 39.130 33.407 1:05.274 248.8 1:25:06.696 37 2 2:57.833 1:29.309 31.163 57.361 269.3 1:28:04.529 38 2 2:00.550 36.304 30.349 53.897 282.7 1:30:05.079							
72 SMP RACING 1.Andrea BERTOLINI 2.Viktor SHAITAR 3.Sergey ZLOBIN Ferrari F458 Italia LMGTE								1 2 4:28.264 B 2:43.566 33.649 1:11.049 272.7 4:28.264 2 2 3:31.882 2:06.246 30.735 54.901 280.5 8:00.146 3 2 2:00.765 36.969 30.171 53.625 283.5 10:00.911 4 2 style="background-color: #90EE90;">1:59.928							
1 1 2:30.290 1:03.147 31.074 56.069 281.2 2:30.290 2 1 2:00.917 36.798 29.964 54.155 285.7 4:31.207 3 1 1:59.307 36.097 style="background-color: #90EE90;">29.816															
4 1 1:59.325 35.909 30.056 53.360 286.5 8:29.839 5 1 2:08.093 B 35.923 29.910 1:02.260 285.7 10:37.932 6 1 4:49.894 3:26.425 30.376 53.093 281.2 15:27.826 7 1 1:59.642 35.934 30.057 53.651 282.0 17:27.468 8 1 1:58.503 35.845 29.840 52.818 284.2 19:25.971 9 1 2:07.953 B 36.059 30.120 1:01.774 280.5 21:33.924								5 2 2:00.873 36.688 30.244 53.941 285.0 14:01.712 6 2 2:00.441 36.460 30.166 53.815 286.5 16:02.153 7 2 2:00.632 36.753 30.209 53.670 285.0 18:02.785 8 2 2:00.003 36.360 30.307 style="background-color: #90EE90;">53.336							
9 2 1:59.938 style="background-color: #90EE90;">36.154															
10 2 2:00.444 36.250 30.158 54.036 283.5 24:03.170 11 2 2:00.149 36.372 30.267 53.510 283.5 26:03.319 12 2 2:10.251 B 36.197 style="background-color: #90EE90;">30.072															
13 3 4:49.574 3:22.905 31.776 54.893 278.4 33:03.144 14 3 2:01.664 36.533 30.564 54.567 280.5 35:04.808 15 3 2:02.712 36.533 30.564 54.567 280.5 37:07.520 16 3 2:01.556 36.358 30.462 54.736 284.2 39:09.076 17 3 2:11.073 B 36.760 30.378 1:03.935 283.5 41:20.149 18 3 6:21.597 4:56.393 30.525 54.679 279.8 47:41.746 19 3 2:00.589 36.242 30.363 53.984 286.5 49:42.335 20 3 2:01.116 36.434 30.448 54.234 283.5 51:43.451 21 3 2:01.166 36.251 30.336 54.579 285.0 53:44.617 22 3 2:02.162 37.043 30.635 54.484 281.2 55:46.779 23 3 2:00.498 36.461 30.487 53.550 283.5 57:47.277 24 3 2:01.320 36.251 30.462 54.607 282.0 59:48.597 25 3 2:10.206 B 36.450 30.639 1:03.117 282.0 1:01:58.803															



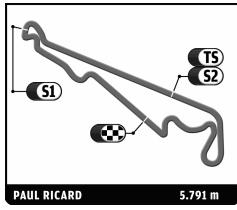
EUROPEAN LE MANS SERIES

4 HOURS OF PAUL RICARD

Free Practice 1

Sector Analysis

							■ Personal Best ■ Session Best ■ Crossing the finish line in pit lane										
Lap	D	Time	Sector 1	Sector 2	Sector 3	T. Spd	Elapsed	Lap	D	Time	Sector 1	Sector 2	Sector 3	T. Spd	Elapsed		
26	1	3:57.270	2:30.153	31.597	55.520	277.6	1:05:56.073	11	1	5:18.258 B	36.426	30.352	4:11.480	276.9	38:58.687		
27	1	2:02.842	37.452	30.856	54.534	282.7	1:07:58.915	12	1	2:15.916	52.552	30.383	52.981	268.7	41:14.603		
28	1	2:01.671	36.758	30.263	54.650	287.2	1:10:00.586	13	1	2:01.169	36.658	30.710	53.801	278.4	43:15.772		
29	1	2:11.048 B	36.553	30.542	1:03.953	282.0	1:12:11.634	14	1	1:59.972	36.093	30.430	53.449	276.2	45:15.744		
30	1	7:21.155	5:55.791	30.840	54.524	281.2	1:19:32.789	15	1	4:10.498 B	35.946	30.231	3:04.321	281.2	49:26.242		
31	1	2:01.335	36.596	30.441	54.298	282.7	1:21:34.124	16	3	2:46.097	1:09.913	33.936	1:02.248	270.0	52:12.339		
32	1	2:00.973	36.560	30.495	53.918	282.7	1:23:35.097	17	3	2:14.801	42.015	32.403	1:00.383	266.7	54:27.140		
33	1	2:01.131	36.759	30.229	54.143	282.7	1:25:36.228	18	3	3:23.187 B	44.094	34.331	2:04.762	256.5	57:50.327		
34	1	2:00.501	36.387	30.206	53.908	285.0	1:27:36.729	19	3	3:27.865 B	56.396	32.349	1:59.120	269.3	1:01:18.192		
35	1	2:00.590	36.544	30.142	53.904	286.5	1:29:37.319	20	3	2:28.081	55.558	32.140	1:00.383	268.0	1:03:46.273		
36	1	2:10.070 B	36.235	30.311	1:03.524	284.2	1:31:47.389	21	3	2:10.354	39.398	32.285	58.671	269.3	1:05:56.627		
							75 PROSPEED COMPETITION Porsche GT3 R 1. Max VAN SPLUNTEREN 3. Mike PARISY GTC 2. Gilles VANNELET										
1	3	12:09.340 B	1:39.886	33.624	9:55.830	247.7	12:09.340	22	3	2:09.215	38.805	31.974	58.436	279.1	1:08:05.842		
2	3	2:22.341	55.894	31.529	54.918	273.4	14:31.681	23	3	2:07.155	38.912	31.792	56.451	272.0	1:10:12.997		
3	3	2:01.648	36.519	30.786	54.343	275.5	16:33.329	24	3	2:06.491	37.738	31.841	56.912	272.7	1:12:19.488		
4	3	2:01.361	36.503	30.712	54.146	275.5	18:34.690	25	3	2:06.493	38.078	31.624	56.791	272.7	1:14:25.981		
5	3	2:01.606	36.418	31.006	54.182	272.7	20:36.296	26	3	2:07.564	37.998	31.598	57.968	270.7	1:16:33.545		
6	3	2:00.319	35.934	30.828	53.557	272.7	22:36.615	27	3	2:14.236	40.688	35.058	58.490	255.3	1:18:47.781		
7	3	2:00.418	36.191	30.682	53.545	273.4	24:37.033	28	3	2:04.925	37.794	31.372	55.759	276.2	1:20:52.706		
8	3	2:00.582	36.208	30.742	53.632	274.1	26:37.615	29	3	2:04.870	38.041	31.507	55.322	274.1	1:22:57.576		
9	3	11:26.367 B	37.390	30.825	...	276.2	38:03.982	30	3	3:16.157 B	38.108	31.535	2:06.514	273.4	1:26:13.733		
10	3	2:22.716	54.398	31.114	57.204	274.8	40:26.698	31	2	2:16.955	51.508	30.931	54.516	275.5	1:28:30.688		
11	3	2:01.574	36.815	30.818	53.941	275.5	42:28.272	32	2	2:01.153	36.387	30.402	54.364	279.1	1:30:31.841		
12	3	2:00.747	36.283	30.829	53.635	273.4	44:29.019								78 TEAM RUSSIA BY BARWELL BMW Z4 GT3 1. Leonid MACHITSKI 3. Jonathan COCKER GTC 2. Timur SARDAROV		
13	3	2:00.342	36.062	30.669	53.611	274.8	46:29.361	1	3	6:36.561 B	59.388	32.193	5:04.980	269.3	6:36.561		
14	3	2:00.836	36.376	30.691	53.769	275.5	48:30.197	2	3	2:22.720	56.489	31.245	54.986	269.3	8:59.281		
15	3	7:29.175 B	36.621	30.979	6:21.575	275.5	55:59.372	3	3	2:02.749	37.727	30.771	54.251	268.7	11:02.030		
16	1	2:23.584	55.247	31.522	56.815	272.0	58:22.956	4	3	2:00.962	36.492	30.989	53.481	268.0	13:02.992		
17	1	2:06.415	38.059	32.351	56.005	276.2	1:00:29.371	5	3	2:01.077	36.501	30.846	53.730	268.7	15:04.069		
18	1	2:05.438	37.774	31.228	56.436	274.8	1:02:34.809	6	3	2:00.868	36.534	30.767	53.567	267.3	17:04.937		
19	1	2:04.131	37.447	30.923	55.761	272.7	1:04:38.940	7	3	2:00.320	36.324	30.815	53.181	268.0	19:05.257		
20	1	2:03.914	37.453	30.877	55.584	272.0	1:06:42.854	8	3	1:59.997	36.036	30.892	53.069	270.0	21:05.254		
21	1	2:04.181	37.114	30.998	56.069	272.7	1:08:47.035	9	3	5:33.917 B	36.377	37.088	4:20.452	115.1	26:39.171		
22	1	2:04.659	37.628	31.002	56.029	272.7	1:10:51.694	10	2	2:35.424	1:02.704	32.905	59.815	266.7	29:14.595		
23	1	2:03.172	37.179	30.684	55.309	279.8	1:12:54.866	11	2	2:10.248	39.407	32.379	58.462	265.4	31:24.843		
24	1	2:03.635	37.262	31.360	55.013	273.4	1:14:58.501	12	2	2:09.343	39.030	31.919	58.394	268.7	33:34.186		
25	1	4:19.508 B	37.384	30.828	3:11.296	267.3	1:19:18.009	13	2	2:08.728	38.888	31.716	58.124	266.7	35:42.914		
26	2	2:27.565	57.104	32.544	57.917	271.4	1:21:45.574	14	2	2:08.235	39.531	31.828	56.876	270.0	37:51.149		
27	2	2:07.334	39.025	31.225	57.084	272.7	1:23:52.908	15	2	2:08.836	39.435	31.588	57.813	270.0	39:59.985		
28	2	2:04.559	37.933	30.981	55.645	272.7	1:25:57.467	16	2	2:06.799	38.478	31.935	56.386	269.3	42:06.784		
29	2	2:04.250	37.357	31.119	55.774	272.0	1:28:01.717	17	2	2:06.948	38.135	31.424	57.389	270.0	44:13.732		
30	2	2:05.834	38.597	31.047	56.190	279.8	1:30:07.551	18	2	2:06.342	38.569	31.480	56.293	270.7	46:20.074		
							76 IMSA PERFORMANCE MATMUT Porsche 911 GT3 RSR LMGTE 1. Raymond NARAC 3. Christina NIELSEN 2. Nicolas ARMINDO										
1	1	12:05.147 B	50.740	34.812	...	229.3	12:05.147	19	2	2:06.303	38.473	31.592	56.238	269.3	48:26.377		
2	1	3:02.524 B	55.021	31.869	1:35.634	276.9	15:07.671	20	2	5:47.184 B	38.358	31.708	4:37.118	268.7	54:13.561		
3	1	2:18.328	53.073	31.506	53.749	274.1	17:25.999	21	1	2:28.233	59.091	31.825	57.317	271.4	56:41.794		
4	1	2:01.123	36.777	30.572	53.774	276.2	19:27.122	22	1	2:05.373	37.832	31.346	56.195	267.3	58:47.167		
5	1	1:59.275	36.012	30.182	53.081	284.2	21:26.397	23	1	2:05.910	38.160	31.413	56.337	269.3	1:00:53.077		
6	1	1:59.803	35.975	30.415	53.413	272.0	23:26.200	24	1	2:05.737	37.874	31.329	56.534	269.3	1:02:58.814		
7	1	3:58.009 B	36.030	30.437	2:51.542	274.1	27:24.209	25	1	2:05.629	38.483	31.394	55.752	267.3	1:05:04.443		
8	1	2:15.897	51.718	30.487	53.692	272.0	29:40.106	26	1	2:04.544	38.275	31.232	55.037	266.7	1:07:08.987		
9	1	2:00.916	36.678	30.783	53.455	272.0	31:41.022	27	1	2:04.707	38.272	31.370	55.065	268.7	1:09:13.694		
10	1	1:59.407	36.118	30.447	52.842	277.6	33:40.429	28	1	2:03.977	37.665	31.031	55.281	266.0	1:11:17.671		
							29 1 2:03.145 37.187 31.164 54.794 270.7 1:13:20.816 30 1 4:14.960 B 37.487 31.577 3:05.896 268.7 1:17:35.776 31 2 2:26.913 58.736 31.930 56.247 268.7 1:20:02.689 32 2 2:06.326 38.621 31.747 55.958 268.0 1:22:09.015										



EUROPEAN LE MANS SERIES

4 HOURS OF PAUL RICARD

Free Practice 1

Sector Analysis

Lap	D	Time	Sector 1	Sector 2	Sector 3	T. Spd	Elapsed
33	2	2:04.955	37.716	31.479	55.760	268.0	1:24:13.970
34	2	2:05.722	38.184	31.491	56.047	268.0	1:26:19.692
35	2	2:05.262	38.071	31.363	55.828	272.7	1:28:24.954

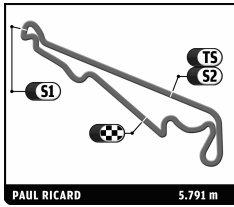
80		KESSEL RACING			Ferrari F458 Italia		
		1. Michael BRONISZEWSKI			LMGTE		
		2. Giacomo PICCINI					
Lap	D	Time	Sector 1	Sector 2	Sector 3	T. Spd	Elapsed
1	1	3:12.562	1:41.678	32.598	58.286	276.2	3:12.562
2	1	2:14.919 B	39.516	31.056	1:04.347	281.2	5:27.481
3	1	7:49.552	6:24.442	30.934	54.176	282.0	13:17.033
4	1	2:00.629	36.643	30.312	53.674	282.0	15:17.662
5	1	2:00.768	36.483	30.278	54.007	281.2	17:18.430
6	1	2:09.650 B	37.089	30.395	1:02.166	281.2	19:28.080
7	1	4:46.183	3:21.999	30.503	53.681	279.8	24:14.263
8	1	2:18.592	36.456	30.480	1:11.656	279.8	26:32.855
9	1	2:09.883 B	37.838	30.415	1:01.630	281.2	28:42.738
10	1	3:46.101	2:22.229	30.348	53.524	280.5	32:28.839
11	1	2:11.481 B	37.922	31.084	1:02.475	279.1	34:40.320
12	1	4:23.348	2:56.856	30.348	56.144	280.5	39:03.668
13	1	1:59.994	36.250	30.218	53.526	281.2	41:03.662
14	1	1:59.990	36.548	30.427	53.015	279.8	43:03.652
15	1	2:10.049 B	36.737	30.624	1:02.688	279.1	45:13.701
16	2	4:58.995	3:32.433	31.029	55.533	276.9	50:12.696
17	2	1:59.902	36.405	30.113	53.384	282.0	52:12.598
18	2	1:58.399	35.741	29.947	52.711	282.0	54:10.997
19	2	2:04.699	35.696	32.635	56.368	279.1	56:15.696
20	2	2:00.897	37.264	30.199	53.434	276.2	58:16.593
21	2	1:58.231	35.559	30.009	52.663	280.5	1:00:14.824
22	2	2:19.036 B	38.602	31.676	1:08.758	279.8	1:02:33.860
23	2	5:31.379	3:57.340	30.685	1:03.354	285.0	1:08:05.239
24	2	2:13.944	37.562	38.557	57.825	227.4	1:10:19.183
25	2	1:59.323	35.916	30.035	53.372	283.5	1:12:18.506
26	2	1:58.389	35.628	29.823	52.938	282.0	1:14:16.895
27	2	1:57.929	35.362	29.955	52.612	282.0	1:16:14.824
28	2	2:14.801 B	36.538	31.377	1:06.886	279.8	1:18:29.625
29	2	4:08.275	2:40.973	30.357	56.945	279.8	1:22:37.900
30	2	2:03.817	36.338	30.226	57.253	280.5	1:24:41.717
31	2	1:58.612	35.714	30.041	52.857	281.2	1:26:40.329
32	2	2:05.207	36.012	30.172	59.023	282.7	1:28:45.536
33	2	1:58.015	35.547	29.852	52.616	281.2	1:30:43.551

81		KESSEL RACING			Ferrari F458 Italia		
		1. Thomas KEMENATER			LMGTE		
		2. Matteo CRESSONI					
Lap	D	Time	Sector 1	Sector 2	Sector 3	T. Spd	Elapsed
1	1	3:55.315 B	2:12.003	34.254	1:09.058	272.7	3:55.315
2	1	3:26.368	1:56.636	32.119	57.613	274.8	7:21.683
3	1	2:05.713	37.343	31.347	57.023	232.3	9:27.396
4	1	2:12.857 B	36.704	30.869	1:05.284	278.4	11:40.253
5	2	6:28.482	5:01.490	32.522	54.470	268.0	18:08.735
6	2	2:00.567	36.684	30.266	53.617	279.8	20:09.302
7	2	1:59.196	36.235	30.172	52.789	277.6	22:08.498
8	2	2:09.108	36.996	30.803	1:01.309	259.6	24:17.606
9	2	2:02.588	36.823	30.480	55.285	279.1	26:20.194
10	2	1:59.692	36.370	30.300	53.022	277.6	28:19.886
11	2	1:59.242	36.143	30.246	52.853	279.1	30:19.128
12	2	2:09.806 B	36.319	30.804	1:02.683	276.9	32:28.934
13	1	7:14.064	5:47.958	31.150	54.956	274.1	39:42.998
14	1	2:02.893	37.275	31.098	54.520	274.1	41:45.891
15	1	2:02.528	36.549	30.920	55.059	272.0	43:48.419

		Personal Best		Session Best		B Crossing the finish line in pit lane	
Lap	D	Time	Sector 1	Sector 2	Sector 3	T. Spd	Elapsed
16	1	2:13.532	40.490	34.505	58.537	247.7	46:01.951
17	1	2:30.069 B	38.752	40.342	1:10.975	215.1	48:32.020
18	1	14:51.061	...	31.761	1:04.965	275.5	1:03:23.081
19	1	2:03.356	37.129	31.623	54.604	272.0	1:05:26.437
20	1	5:32.662 B	37.761	3:32.040	1:22.861	115.5	1:10:59.099

85		GULF RACING UK			Aston Martin Vantage V8		
		1. Roald GOETHE			LMGTE		
		2. Stuart HALL			3. Daniel BROWN		
Lap	D	Time	Sector 1	Sector 2	Sector 3	T. Spd	Elapsed
1	2	2:27.479	56.893	33.274	57.312	259.6	2:27.479
2	2	2:02.657	37.169	31.327	54.161	262.1	4:30.136
3	2	2:10.230 B	36.476	31.146	1:02.608	266.0	6:40.366
4	2	7:30.915	6:05.269	31.692	53.954	266.0	14:11.281
5	2	2:00.012	36.153	30.930	52.929	268.7	16:11.293
6	2	1:59.880	35.945	31.119	52.816	268.7	18:11.173
7	2	1:59.332	35.784	30.541	53.007	270.0	20:10.505
8	2	2:09.539 B	36.029	30.971	1:02.539	269.3	22:20.044
9	2	5:35.697	4:07.608	32.199	55.890	269.3	27:55.741
10	2	1:58.272	35.688	30.548	52.036	270.0	29:54.013
11	2	1:57.695	35.387	30.490	51.818	270.0	31:51.708
12	2	2:17.742 B	38.636	30.930	1:08.176	266.7	34:09.450
13	1	4:33.662	3:00.782	33.587	59.293	262.8	38:43.112
14	1	2:10.232	39.096	32.637	58.499	266.7	40:53.344
15	1	2:07.701	38.382	31.897	57.422	265.4	43:01.045
16	1	2:08.339	38.349	32.245	57.745	268.7	45:09.384
17	1	2:06.486	37.590	31.942	56.954	265.4	47:15.870
18	1	2:12.845	41.798	32.578	58.469	264.7	49:28.715
19	1	2:05.950	38.028	31.561	56.361	264.1	51:34.665
20	1	2:14.975 B	38.108	31.494	1:05.373	266.0	53:49.640
21	1	4:16.466	2:46.846	31.584	58.036	266.0	58:06.106
22	1	2:04.371	37.461	31.424	55.486	267.3	1:00:10.477
23	1	3:28.713 B	37.372	31.288	2:20.053	260.2	1:03:39.190
24	3	18:38.745	...	36.441	1:00.116	248.8	1:22:17.935
25	3	2:09.496	38.298	32.404	58.794	251.2	1:24:27.431
26	3	2:21.502 B	38.068	32.668	1:10.766	250.0	1:26:48.933

86		GULF RACING UK			Porsche 911 RSR		
		1. Michael WAINWRIGHT			LMGTE		
		2. Adam CARROLL			3. Ben BARKER		
Lap	D	Time	Sector 1	Sector 2	Sector 3	T. Spd	Elapsed
1	2	3:58.193	2:22.498	36.791	58.904	242.7	3:58.193
2	2	2:15.685 B	39.299	31.430	1:04.956	266.7	6:13.878
3	2	10:27.202	8:52.146	31.144	1:03.912	270.0	16:41.080
4	2	1:59.933	36.545	30.745	52.643	269.3	18:41.013
5	2	2:08.279	37.697	31.704	58.878	225.9	20:49.292
6	2	1:58.686	35.908	30.582	52.196	271.4	22:47.978
7	2	1:59.054	36.038	30.488	52.528	270.0	24:47.032
8	2	1:59.497	36.368	30.470	52.659	271.4	26:46.529
9	2	2:06.962 B	35.681	30.429	1:00.852	274.8	28:53.491
10	1	5:55.975	4:28.157	32.180	55.638	269.3	34:49.466
11	1	2:06.577	38.398				36:56.043
12	1	2:05.318	37.726	31.412	56.180	272.7	39:01.361
13	1	2:04.686	37.678	31.479	55.529	271.4	41:06.047
14	1	2:24.284	55.461	33.340	55.483	268.7	43:30.331
15	1	2:04.880	37.493	31.415	55.972	268.0	45:35.211
16	1	2:04.590	37.613	31.319	55.658	270.7	47:39.801
17	1	2:03.964	37.351	31.274	55.339	266.7	49:43.765
18	1	2:11.453 B	37.456	31.210	1:02.787	272.0	51:55.218
19	1	8:07.786	6:38.309	32.281	57.196	266.0	1:00:03.004
20	1	2:32.522	1:03.012	32.134	57.376	268.7	1:02:35.526



EUROPEAN LE MANS SERIES 4 HOURS OF PAUL RICARD

Free Practice 1

Sector Analysis

Lap	D	Time	Sector 1	Sector 2	Sector 3	T. Spd	Elapsed	Lap	D	Time	Sector 1	Sector 2	Sector 3	T. Spd	Elapsed
21	1	2:04.819	37.825	31.622	55.372	270.7	1:04:40.345	9	3	3:56.373	2:29.328	31.639	55.406	273.4	24:26.558
22	1	2:05.113	37.292	32.219	55.602	269.3	1:06:45.458	10	3	2:03.353	37.313	31.106	54.934	276.2	26:29.911
23	1	2:04.904	37.686	31.506	55.712	275.5	1:08:50.362	11	3	2:02.462	36.937	30.926	54.599	276.9	28:32.373
24	1	2:04.502	37.462	31.433	55.607	272.0	1:10:54.864	12	3	2:02.903	36.611	30.766	55.526	276.9	30:35.276
25	1	2:16.876 B	38.901	31.722	1:06.253	272.7	1:13:11.740	13	3	2:04.456	38.278	30.818	55.360	275.5	32:39.732
26	1	4:41.485	3:13.664	32.340	55.481	269.3	1:17:53.225	14	3	2:15.517 B	37.291	33.144	1:05.082	273.4	34:55.249
27	1	2:02.420	37.448	31.020	53.952	268.0	1:19:55.645	15	2	47:33.378	3:22.167	...	55.873	240.5	1:22:28.627
28	1	2:02.373	37.986	30.705	53.682	269.3	1:21:58.018	16	2	2:05.301	37.607	31.349	56.345	275.5	1:24:33.928
29	1	2:09.319 B	36.577	30.613	1:02.129	271.4	1:24:07.337	17	2	2:02.454	37.135	30.843	54.476	275.5	1:26:36.382
30	3	4:03.501	2:36.221	30.762	56.518	269.3	1:28:10.838	18	2	2:02.599	36.956	30.852	54.791	274.8	1:28:38.981
31	3	1:59.907	36.131	30.477	53.299	275.5	1:30:10.745	19	2	2:01.804	36.870	30.787	54.147	274.1	1:30:40.785

■ Personal Best
 ■ Session Best
 ■ Crossing the finish line in pit lane

92 **OMBRA RACING** Ferrari F458 Italia GT3
 1. Mario CORDONI GTC
 2. Marco ZANUTTINI

1	1	4:36.087 B	2:10.519	51.082	1:34.486	172.2	4:36.087
2	1	3:02.950	1:29.734	34.509	58.707	277.6	7:39.037
3	1	2:03.996	37.130	31.080	55.786	281.2	9:43.033
4	1	2:04.172	37.348	30.985	55.839	282.0	11:47.205
5	1	2:05.209	38.939	30.995	55.275	284.2	13:52.414
6	1	2:05.958	37.374	30.962	57.622	284.2	15:58.372
7	1	2:13.187 B	36.901	30.904	1:05.382	282.7	18:11.559
8	1	3:44.891	2:18.793	31.137	54.961	279.8	21:56.450
9	1	2:02.429	36.787	30.551	55.091	281.2	23:58.879
10	1	2:03.297	36.808	31.085	55.404	282.7	26:02.176
11	1	2:02.834	36.617	30.653	55.564	282.0	28:05.010
12	1	2:02.916	37.083	30.820	55.013	285.0	30:07.926
13	1	2:01.744	36.534	30.628	54.582	280.5	32:09.670
14	1	2:02.136	36.504	30.650	54.982	280.5	34:11.806
15	1	2:14.369 B	36.673	30.950	1:06.746	282.0	36:26.175
16	2	8:50.338	7:18.438	31.948	59.952	279.1	45:16.513
17	2	2:05.535	37.911	31.324	56.300	281.2	47:22.048
18	2	2:07.307	38.151	31.191	57.965	283.5	49:29.355
19	2	2:10.323	38.319	32.507	59.497	262.8	51:39.678
20	2	2:05.243	37.584	30.930	56.729	281.2	53:44.921
21	2	2:18.328 B	39.668	31.501	1:07.159	279.1	56:03.249
22	2	5:59.708	4:31.583	31.789	56.336	279.1	1:02:02.957
23	2	2:05.547	38.051	31.163	56.333	279.8	1:04:08.504
24	2	2:07.099	40.064	31.113	55.922	279.1	1:06:15.603
25	2	2:04.572	37.490	30.980	56.102	280.5	1:08:20.175
26	2	2:04.018	37.324	30.927	55.767	282.0	1:10:24.193
27	2	2:05.879	38.941	30.963	55.975	282.7	1:12:30.072
28	2	2:04.077	37.177	30.969	55.931	281.2	1:14:34.149
29	2	2:03.979	37.367	30.851	55.761	283.5	1:16:38.128
30	2	2:03.881	37.038	31.507	55.336	281.2	1:18:42.009
31	2	2:14.500	40.408	35.899	58.193	257.8	1:20:56.509
32	2	2:17.985 B	38.111	33.611	1:06.263	265.4	1:23:14.494

93 **PRO GT BY ALMERAS** Porsche 997 GT3R
 1. Franck PERERA GTC
 2. Lucas LASSERRE 3. Eric DERMONT

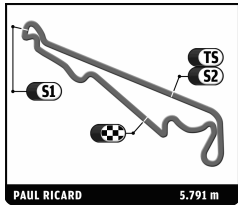
1	1	2:25.145	55.648	32.878	56.619	262.8	2:25.145
2	1	2:01.789	36.745	30.912	54.132	275.5	4:26.934
3	1	2:01.682	36.522	30.969	54.191	275.5	6:28.616
4	1	2:01.149	36.484	30.734	53.931	276.2	8:29.765
5	1	2:11.946 B	37.834	31.254	1:02.858	276.9	10:41.711
6	1	5:39.975	4:14.845	30.942	54.188	274.8	16:21.686
7	1	2:00.092	36.126	30.511	53.455	276.2	18:21.778
8	1	2:08.407 B	35.840	30.727	1:01.840	275.5	20:30.185

94 **AF CORSE** Ferrari F458 Italia GT3
 1. Thomas FLOHR GTC
 2. Francesco CASTELLACCI 3. Andrea RIZZOLI

1	2	3:31.061 B	1:50.602	31.972	1:08.487	281.2	3:31.061
2	2	3:58.231	2:31.944	30.926	55.361	281.2	7:29.292
3	2	2:02.108	37.060	30.674	54.374	281.2	9:31.400
4	2	2:00.946	36.666	30.479	53.801	285.7	11:32.346
5	2	2:01.279	36.750	30.520	54.009	288.0	13:33.625
6	2	2:01.050	36.258	30.447	54.345	284.2	15:34.675
7	2	2:09.460 B	36.679	30.751	1:02.030	285.0	17:44.135
8	2	6:31.160	5:02.691	30.621	57.848	284.2	24:15.295
9	2	2:00.399	36.417	30.337	53.645	287.2	26:15.694
10	2	2:01.090	36.688	30.554	53.848	285.0	28:16.784
11	2	2:00.690	36.028	30.560	54.102	285.7	30:17.474
12	2	2:00.232	36.450	30.340	53.442	282.7	32:17.706
13	2	2:11.538 B	36.226	32.680	1:02.632	283.5	34:29.244
14	1	5:58.739	4:22.930	33.746	1:02.063	266.7	40:27.983
15	1	2:06.874	37.919	31.606	57.349	282.7	42:34.857
16	1	2:07.834	38.277	31.897	57.660	281.2	44:42.691
17	1	2:08.127	38.176	31.952	57.999	271.4	46:50.818
18	1	2:07.259	37.923	31.283	58.053	282.0	48:58.077
19	1	2:06.118	37.918	31.331	56.869	279.8	51:04.195
20	1	2:15.631 B	37.544	31.199	1:06.888	284.2	53:19.826
21	1	6:15.345	4:46.854	31.855	56.636	278.4	59:35.171
22	1	2:05.417	37.490	31.584	56.343	270.0	1:01:40.588
23	1	2:01.937	36.977	31.113	53.847	280.5	1:03:42.525
24	1	2:07.576	40.956	31.066	55.554	280.5	1:05:50.101
25	1	2:03.586	37.410	30.907	55.269	285.0	1:07:53.687
26	1	2:03.105	36.783	30.890	55.432	284.2	1:09:56.792
27	1	2:03.221	37.095	30.644	55.482	285.7	1:12:00.013
28	1	2:16.590 B	37.703	31.949	1:06.938	282.7	1:14:16.603
29	3	5:55.214	4:29.338	30.815	55.061	284.2	1:20:11.817
30	3	2:01.388	36.681	30.273	54.434	288.0	1:22:13.205
31	3	2:03.478	37.415	30.562	55.501	283.5	1:24:16.683
32	3	2:01.603	36.685	30.186	54.732	284.2	1:26:18.286
33	3	2:04.926	37.713	30.436	56.777	278.4	1:28:23.212
34	3	2:00.807	36.325	30.273	54.209	282.0	1:30:24.019

95 **AF CORSE** Ferrari F458 Italia GT3
 1. Adrien DE LEENER GTC
 2. Cedric SBIRRAZZUOLI

1	2	6:20.551 B	4:43.420	32.502	1:04.629	276.2	6:20.551
2	2	4:10.506	2:42.873	30.836	56.797	277.6	10:31.057
3	2	2:01.495	37.239	30.488	53.768	279.1	12:32.552
4	2	2:01.013	36.485	30.499	54.029	279.1	14:33.565
5	2	2:10.762 B	36.849	30.515	1:03.398	279.8	16:44.327
6	2	7:38.509	6:13.809	30.741	53.959	275.5	24:22.836

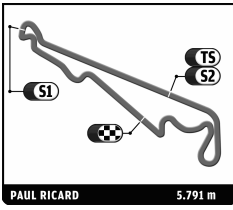


EUROPEAN LE MANS SERIES
4 HOURS OF PAUL RICARD

Free Practice 1

Sector Analysis

								■ Personal Best ■ Session Best ■ Crossing the finish line in pit lane							
Lap	D	Time	Sector 1	Sector 2	Sector 3	T. Spd	Elapsed	Lap	D	Time	Sector 1	Sector 2	Sector 3	T. Spd	Elapsed
7	2	2:01.197	36.532	30.552	54.113	278.4	26:24.033	29	3	4:33.564	3:06.659	31.087	55.818	274.8	1:23:58.993
8	2	2:00.980	36.282	30.547	54.151	279.1	28:25.013	30	3	2:03.660	37.518	30.784	55.358	276.2	1:26:02.653
9	2	2:01.388	36.285	30.559	54.544	278.4	30:26.401	31	3	2:03.960	37.735	30.932	55.293	268.7	1:28:06.613
10	2	2:12.685 B	37.794	31.499	1:03.392	242.7	32:39.086	32	3	2:03.924	37.057	30.777	56.090	279.1	1:30:10.537
11	1	5:39.676	4:11.780	31.962	55.934	276.2	38:18.762	<div style="border: 1px solid black; padding: 5px;"> 99 ART GRAND PRIX McLaren MP4 12C GT3 1. Ricardo GONZALEZ 3. Alex BRUNDLE GTC 2. Karim AJLANI </div>							
12	1	2:05.999	38.425	31.221	56.353	278.4	40:24.761								
13	1	2:05.021	37.728	31.191	56.102	277.6	42:29.782								
14	1	2:03.151	37.115	30.929	55.107	278.4	44:32.933								
15	1	2:11.824 B	37.094	30.758	1:03.972	279.1	46:44.757								
16	1	4:28.275	3:01.841	31.248	55.186	277.6	51:13.032								
17	1	2:02.113	37.015	30.585	54.513	278.4	53:15.145								
18	1	2:02.285	36.964	30.747	54.574	278.4	55:17.430								
19	1	2:02.242	36.623	30.791	54.828	279.1	57:19.672								
20	1	2:10.851 B	36.585	30.823	1:03.443	279.1	59:30.523								
21	1	4:38.340	3:11.068	30.742	56.530	272.0	1:04:08.863								
22	1	2:03.968	37.931	30.624	55.413	278.4	1:06:12.831								
23	1	2:02.284	36.968	30.618	54.698	278.4	1:08:15.115								
24	1	2:04.568	36.716	31.198	56.654	257.1	1:10:19.683								
25	1	2:11.254 B	37.506	30.660	1:03.088	280.5	1:12:30.937								
26	2	4:02.299	2:35.822	30.626	55.851	281.2	1:16:33.236								
27	2	2:00.828	36.503	30.545	53.780	279.1	1:18:34.064								
28	2	2:00.687	36.241	30.503	53.943	279.1	1:20:34.751								
29	2	2:11.676 B	36.407	30.397	1:04.872	281.2	1:22:46.427								
30	2	3:40.286	2:06.368	30.590	1:03.328	279.1	1:26:26.713								
31	2	2:02.182	37.451	30.662	54.069	280.5	1:28:28.895								
32	2	2:04.686	36.371	30.368	57.947	284.2	1:30:33.581								
<div style="border: 1px solid black; padding: 5px;"> 98 ART GRAND PRIX McLaren MP4 12C GT3 1. Kevin KORJUS 3. Yann GOUDY GTC 2. Grégoire DEMOUSTIER </div>								<div style="border: 1px solid black; padding: 5px;"> 99 ART GRAND PRIX McLaren MP4 12C GT3 1. Ricardo GONZALEZ 3. Alex BRUNDLE GTC 2. Karim AJLANI </div>							
1	1	4:15.971	2:40.342	31.069	1:04.560	270.7	4:15.971	1	1	2:05.936	37.992	31.678	56.266	272.7	57:24.781
2	1	2:07.418	36.769	30.527	1:00.122	274.1	6:23.389	21	1	2:03.842	37.849	31.283	54.710	276.2	59:28.623
3	1	2:00.335	36.220	30.372	53.743	274.8	8:23.724	22	1	2:03.832	37.119	31.922	54.791	274.1	1:01:32.455
4	1	2:00.232	36.146	30.395	53.691	277.6	10:23.956	23	1	2:02.969	37.123	31.071	54.775	274.1	1:03:35.424
5	1	2:09.885 B	36.080	30.529	1:03.276	274.8	12:33.841	24	1	2:11.929 B	37.119	31.130	1:03.680	274.1	1:05:47.353
6	1	12:00.607	...	30.920	55.899	273.4	24:34.448	25	2	8:56.933	7:30.294	31.330	55.309	274.8	1:14:44.286
7	1	2:02.100	36.270	30.561	55.269	276.2	26:36.548	26	2	2:04.130	37.061	31.216	55.853	275.5	1:16:48.416
8	1	1:59.943	36.098	30.315	53.530	275.5	28:36.491	27	2	2:07.105	38.850	31.480	56.775	277.6	1:18:55.521
9	1	2:07.132 B	35.912	30.437	1:00.783	276.9	30:43.623	28	2	2:04.109	37.246	31.184	55.679	274.1	1:20:59.630
10	2	5:00.621	3:35.032	30.991	54.598	274.8	35:44.244	29	2	2:12.181 B	37.052	31.117	1:04.012	275.5	1:23:11.811
11	2	2:04.117	37.836	30.843	55.438	274.1	37:48.361	30	1	3:10.982	1:44.112	31.071	55.799	275.5	1:26:22.793
12	2	2:01.893	37.005	30.560	54.328	275.5	39:50.254	31	1	2:03.846	37.072	31.924	54.850	275.5	1:28:26.639
13	2	2:01.627	36.578	30.751	54.298	275.5	41:51.881	32	1	2:02.653	36.911	30.936	54.806	276.2	1:30:29.292
14	2	2:01.801	36.390	30.761	54.650	275.5	43:53.682								
15	2	2:06.331	40.478	30.841	55.012	277.6	46:00.013								
16	2	2:11.916 B	36.588	30.829	1:04.499	275.5	48:11.929								
17	3	4:53.154	3:18.075	31.136	1:03.943	275.5	53:05.083								
18	3	2:04.506	37.565	30.961	55.980	274.8	55:09.589								
19	3	2:04.054	37.280	31.011	55.763	274.8	57:13.643								
20	3	2:03.665	37.191	30.978	55.496	274.8	59:17.308								
21	3	2:03.818	37.204	31.130	55.484	269.3	1:01:21.126								
22	3	2:19.695 B	37.736	31.020	1:10.939	267.3	1:03:40.821								
23	2	5:24.390	3:58.086	31.061	55.243	273.4	1:09:05.211								
24	2	2:03.235	36.899	31.816	54.520	274.8	1:11:08.446								
25	2	2:02.403	36.995	30.756	54.652	277.6	1:13:10.849								
26	2	2:01.602	36.625	30.599	54.378	276.9	1:15:12.451								
27	2	2:01.873	36.577	30.726	54.570	275.5	1:17:14.324								
28	2	2:11.105 B	37.044	30.679	1:03.382	276.9	1:19:25.429								



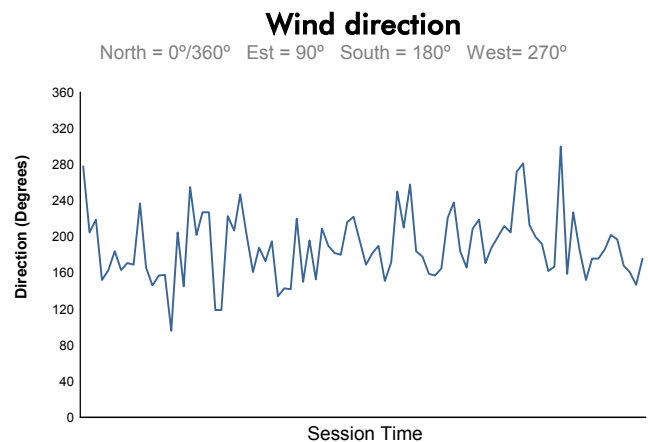
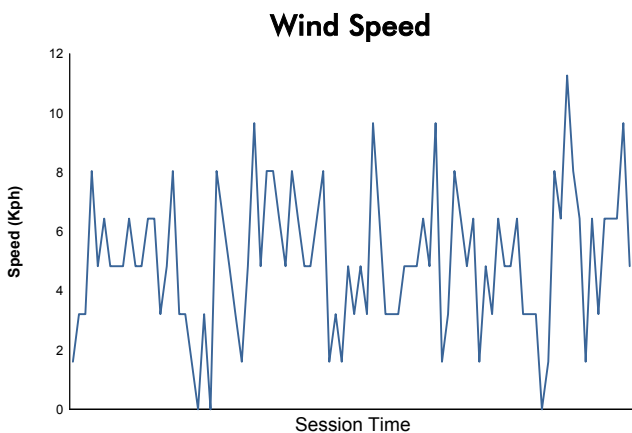
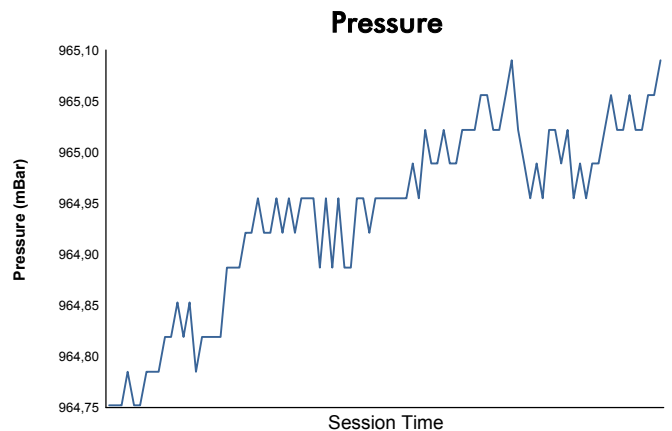
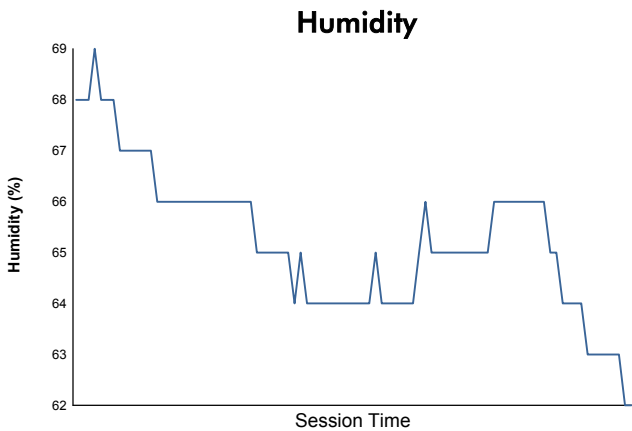
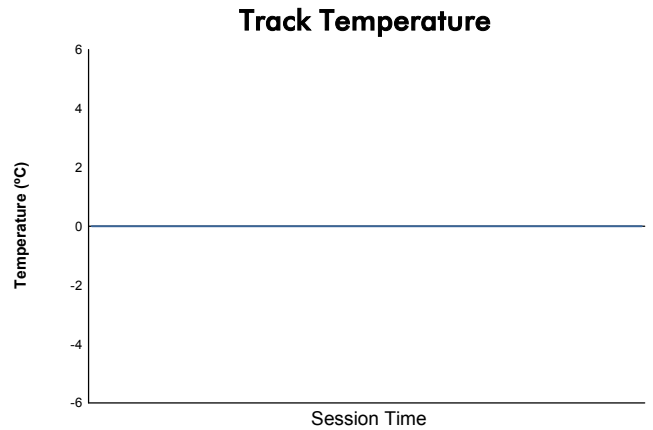
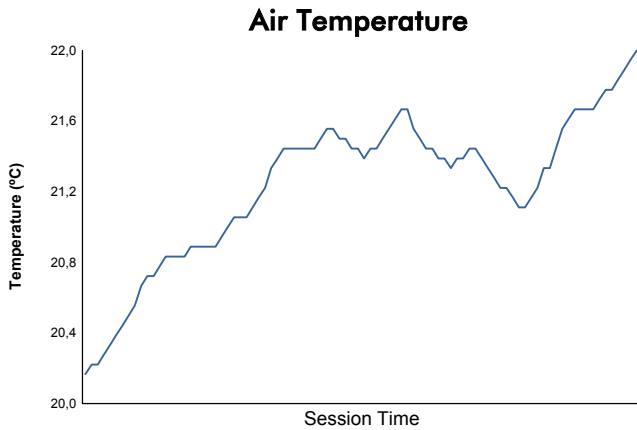
Computerised results and timing service

4 HOURS OF PAUL RICARD

EUROPEAN LE MANS SERIES

Free Practice 1

Weather Report



Track Status: **DRY**