

## EUROPEAN LE MANS SERIES

### 4 HOURS OF PAUL RICARD

#### Free Practice 2

#### Classification

Nr.	Team	Drivers	Car	Cl	Ty	Time	Lap	Total	Gap	Kph
1	43 NEWBLOOD BY MORAND RACING	C. KLIEN / G. HIRSCH / P. RAGUES	Morgan - Judd	LMP2	D	<b>1:49.473</b>	4	38	-	190.4
2	38 JOTA SPORT	S. DOLAN / H. TINKNELL / F. ALBUQUERQUE	Zytek Z11SN - Nissan	LMP2	D	<b>1:49.477</b>	33	38	+0.004	190.4
3	46 THIRIET BY TDS RACING	P. THIRIET / L. BADEY / T. GOMMENDY	Ligier JS P2 - Nissan	LMP2	D	<b>1:49.612</b>	31	40	+0.139	190.2
4	36 SIGNATECH ALPINE	P. CHATIN / N. PANCIATICI / O. WEBB	Alpine A450b - Nissan	LMP2	D	<b>1:49.773</b>	39	43	+0.300	189.9
5	48 MURPHY PROTOTYPES	P. DERANI / N. BERTHON / R. GONZALEZ	Oreca 03R - Nissan	LMP2	D	<b>1:49.774</b>	37	38	+0.301	189.9
6	34 RACE PERFORMANCE	M. FREY / F. MAILLEUX	Oreca 03 - Judd	LMP2	D	<b>1:50.037</b>	26	36	+0.564	189.5
7	28 GREAVES MOTORSPORT	L. BACHETA / M. SHULZHITSKIY	Zytek Z11SN - Nissan	LMP2	D	<b>1:50.801</b>	30	37	+1.328	188.2
8	24 SEBASTIEN LOEB RACING	V. CAPILLAIRE / A. RODA / A. PIC	Oreca 03R - Nissan	LMP2	M	<b>1:51.175</b>	25	38	+1.702	187.5
9	41 GREAVES MOTORSPORT	M. MCMURRY / J. MOWLEM	Zytek Z11SN - Nissan	LMP2	D	<b>1:52.122</b>	13	39	+2.649	185.9
10	29 PEGASUS RACING	J. SCHELL / N. LEUTWILER / J. COLEMAN	Morgan - Nissan	LMP2	D	<b>1:52.222</b>	22	23	+2.749	185.8
11	72 SMP RACING	A. BERTOLINI / V. SHAITAR / S. ZLOBIN	Ferrari F458 Italia	LMGTE	M	<b>1:55.913</b>	30	35	+6.440	179.9
12	54 AF CORSE	P. PERAZZINI / M. CIOCI / M. LYONS	Ferrari F458 Italia	LMGTE	M	<b>1:56.666</b>	35	37	+7.193	178.7
13	80 KESSEL RACING	M. BRONISZEWSKI / G. PICCINI	Ferrari F458 Italia	LMGTE	M	<b>1:56.755</b>	28	35	+7.282	178.6
14	55 AF CORSE	D. CAMERON / M. GRIFFIN / M. RUGOLO	Ferrari F458 Italia	LMGTE	M	<b>1:56.821</b>	7	37	+7.348	178.5
15	66 JMW MOTORSPORT	D. MCKENZIE / G. RICHARDSON / J. WALKER	Ferrari F458 Italia	LMGTE	D	<b>1:57.012</b>	18	40	+7.539	178.2
16	86 GULF RACING UK	M. WAINWRIGHT / A. CARROLL / B. BARKER	Porsche 911 RSR	LMGTE	M	<b>1:57.241</b>	33	38	+7.768	177.8
17	56 AT RACING	A. TALKANITSA / P. KAFFER / M. VENTURI	Ferrari F458 Italia	LMGTE	M	<b>1:57.505</b>	37	37	+8.032	177.4
18	70 AF CORSE	F. PERRODO / E. COLLARD / Y. MALLEGOL	Ferrari F458 Italia	LMGTE	M	<b>1:57.635</b>	5	36	+8.162	177.2
19	58 TEAM SOFREV-ASP	F. BARTHEZ / A. PONS / S. AYARI	Ferrari F458 Italia	LMGTE	M	<b>1:57.643</b>	9	36	+8.170	177.2
20	81 KESSEL RACING	T. KEMENATER / M. CRESSONI	Ferrari F458 Italia	LMGTE	M	<b>1:58.146</b>	10	30	+8.673	176.5
21	76 IMSA PERFORMANCE MATMUT	R. NARAC / N. ARMINDO / C. NIELSEN	Porsche 911 GT3 RSR	LMGTE	M	<b>1:58.279</b>	9	38	+8.806	176.3
22	75 PROSPEED COMPETITION	M. VAN SPLUNTEREN / G. VANNELET / M. PARISY	Porsche GT3 R	GTC	M	<b>1:58.452</b>	11	32	+8.979	176.0
23	71 SMP RACING	K. LADYGIN / A. BASOV / L. PERSIANI	Ferrari F458 Italia GT3	GTC	M	<b>1:58.613</b>	31	33	+9.140	175.8
24	67 IMSA PERFORMANCE MATMUT	E. MARIS / J. MERLIN / E. HELARY	Porsche 911 GT3 RSR	LMGTE	M	<b>1:58.704</b>	25	34	+9.231	175.6
25	94 AF CORSE	T. FLOHR / F. CASTELLACCI / A. RIZZOLI	Ferrari F458 Italia GT3	GTC	M	<b>1:58.713</b>	31	31	+9.240	175.6
26	57 SMP RACING	B. ROTENBERG / M. SALO / M. MEDIANI	Ferrari F458 Italia GT3	GTC	M	<b>1:59.172</b>	5	32	+9.699	174.9
27	59 TEAM SOFREV-ASP	C. BOURRET / P. GIBON / J. BELLOC	Ferrari F458 Italia GT3	GTC	M	<b>1:59.481</b>	4	18	+10.008	174.5
28	95 AF CORSE	A. DE LEENER / C. SBIRRAZZUOLI	Ferrari F458 Italia GT3	GTC	M	<b>1:59.546</b>	16	29	+10.073	174.4
29	78 TEAM RUSSIA BY BARWELL	L. MACHITSKIY / T. SARDAROV / J. COCKER	BMW Z4 GT3	GTC	M	<b>2:00.039</b>	28	35	+10.566	173.7
30	93 PRO GT BY ALMERAS	F. PERERA / L. LASSERRE / E. DERMONT	Porsche 997 GT3R	GTC	M	<b>2:00.155</b>	6	36	+10.682	173.5
31	73 SMP RACING	O. BERETTA / D. MAIKOZOV / A. LADYGIN	Ferrari F458 Italia GT3	GTC	M	<b>2:00.327</b>	5	36	+10.854	173.3
32	99 ART GRAND PRIX	R. GONZALEZ / K. AJLANI / A. BRUNDLE	McLaren MP4 12C GT3	GTC	M	<b>2:00.751</b>	7	33	+11.278	172.6
33	60 FORMULA RACING	J. LAURSEN / M. MAC / J. MAGNUSSEN	Ferrari F458 Italia GT3	GTC	M	<b>2:00.791</b>	5	11	+11.318	172.6
34	63 AF CORSE	M. RASMUSSEN / F. BARREIROS	Ferrari F458 Italia GT3	GTC	M	<b>2:00.987</b>	28	33	+11.514	172.3
35	98 ART GRAND PRIX	K. KORJUS / G. DEMOUSTIER / Y. GOUDY	McLaren MP4 12C GT3	GTC	M	<b>2:01.193</b>	7	33	+11.720	172.0
36	92 OMBRA RACING	M. CORDONI / M. ZANUTTINI	Ferrari F458 Italia GT3	GTC	M	<b>2:02.589</b>	23	38	+13.116	170.1
37	85 GULF RACING UK	R. GOETHE / S. HALL / D. BROWN	Aston Martin Vantage V8	LMGTE	M					

<b>Fastest Lap</b>	Lap 4	Christian KLIEN	<b>1:49.473</b>	190.4 Kph
--------------------	-------	-----------------	-----------------	-----------

Published at: .....

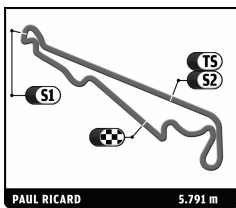
Track Temp: **0,00 °C**

Air Temp: **23,33 °C**

Track Status:

**DRY**

<b>Race Director:</b>	<b>Timekeeper:</b>
-----------------------	--------------------



## EUROPEAN LE MANS SERIES

### 4 HOURS OF PAUL RICARD

#### Free Practice 2

#### Classification by Class

Nr.	Team	Drivers	Car	Ty	Time	Lap	Total	Gap	Kph
<b>LMP2</b>									
1	43 NEWBLOOD BY MORAND RACING	C. KLJEN / G. HIRSCH / P. RAGUES	Morgan - Judd	D	<b>1:49.473</b>	4	38		<b>190.4</b>
2	38 JOTA SPORT	S. DOLAN / H. TINCINELLI / F. ALBUQUERQUE	Zytek Z11SN - Nissan	D	<b>1:49.477</b>	33	38	+0.004	+0.004 <b>190.4</b>
3	46 THIRIET BY TDS RACING	P. THIRIET / L. BADEY / T. GOMMENDY	Ligier JS P2 - Nissan	D	<b>1:49.612</b>	31	40	+0.139	+0.135 <b>190.2</b>
4	36 SIGNATECH ALPINE	P. CHATIN / N. PANCIATICI / O. WEBB	Alpine A450b - Nissan	D	<b>1:49.773</b>	39	43	+0.300	+0.161 <b>189.9</b>
5	48 MURPHY PROTOTYPES	P. DERANI / N. BERTHON / R. GONZALEZ	Oreca 03R - Nissan	D	<b>1:49.774</b>	37	38	+0.301	+0.001 <b>189.9</b>
6	34 RACE PERFORMANCE	M. FREY / F. MAILLEUX	Oreca 03 - Judd	D	<b>1:50.037</b>	26	36	+0.564	+0.263 <b>189.5</b>
7	28 GREAVES MOTORSPORT	L. BACHETA / M. SHULZHITSKIY	Zytek Z11SN - Nissan	D	<b>1:50.801</b>	30	37	+1.328	+0.764 <b>188.2</b>
8	24 SEBASTIEN LOEB RACING	V. CAPILLAIRE / A. RODA / A. PIC	Oreca 03R - Nissan	M	<b>1:51.175</b>	25	38	+1.702	+0.374 <b>187.5</b>
9	41 GREAVES MOTORSPORT	M. MCMURRY / J. MOWLEM	Zytek Z11SN - Nissan	D	<b>1:52.122</b>	13	39	+2.649	+0.947 <b>185.9</b>
10	29 PEGASUS RACING	J. SCHELL / N. LEUTWILER / J. COLEMAN	Morgan - Nissan	D	<b>1:52.222</b>	22	23	+2.749	+0.100 <b>185.8</b>
<b>LMGTE</b>									
1	72 SMP RACING	A. BERTOLINI / V. SHAITAR / S. ZLOBIN	Ferrari F458 Italia	M	<b>1:55.913</b>	30	35		<b>179.9</b>
2	54 AF CORSE	P. PERAZZINI / M. CIOCI / M. LYONS	Ferrari F458 Italia	M	<b>1:56.666</b>	35	37	+0.753	+0.753 <b>178.7</b>
3	80 KESSEL RACING	M. BRONISZEWSKI / G. PICCINI	Ferrari F458 Italia	M	<b>1:56.755</b>	28	35	+0.842	+0.089 <b>178.6</b>
4	55 AF CORSE	D. CAMERON / M. GRIFFIN / M. RUGOLO	Ferrari F458 Italia	M	<b>1:56.821</b>	7	37	+0.908	+0.066 <b>178.5</b>
5	66 JMW MOTORSPORT	D. MCKENZIE / G. RICHARDSON / J. WALKER	Ferrari F458 Italia	D	<b>1:57.012</b>	18	40	+1.099	+0.191 <b>178.2</b>
6	86 GULF RACING UK	M. WAINWRIGHT / A. CARROLL / B. BARKER	Porsche 911 RSR	M	<b>1:57.241</b>	33	38	+1.328	+0.229 <b>177.8</b>
7	56 AT RACING	A. TALKANITSA / P. KAFFER / M. VENTURI	Ferrari F458 Italia	M	<b>1:57.505</b>	37	37	+1.592	+0.264 <b>177.4</b>
8	70 AF CORSE	F. PERRODO / E. COLLARD / Y. MALLEGOL	Ferrari F458 Italia	M	<b>1:57.635</b>	5	36	+1.722	+0.130 <b>177.2</b>
9	58 TEAM SOFREV-ASP	F. BARTHEZ / A. PONS / S. AYARI	Ferrari F458 Italia	M	<b>1:57.643</b>	9	36	+1.730	+0.008 <b>177.2</b>
10	81 KESSEL RACING	T. KEMENATER / M. CRESSONI	Ferrari F458 Italia	M	<b>1:58.146</b>	10	30	+2.233	+0.503 <b>176.5</b>
11	76 IMSA PERFORMANCE MATMUT	R. NARAC / N. ARMINDO / C. NIELSEN	Porsche 911 GT3 RSR	M	<b>1:58.279</b>	9	38	+2.366	+0.133 <b>176.3</b>
12	67 IMSA PERFORMANCE MATMUT	E. MARIS / J. MERLIN / E. HELARY	Porsche 911 GT3 RSR	M	<b>1:58.704</b>	25	34	+2.791	+0.425 <b>175.6</b>
13	85 GULF RACING UK	R. GOETHE / S. HALL / D. BROWN	Aston Martin Vantage V8	M					
<b>GTC</b>									
1	75 PROSPEED COMPETITION	M. VAN SPILUNTEREN / G. VANNELET / M. PARISY	Porsche GT3 R	M	<b>1:58.452</b>	11	32		<b>176.0</b>
2	71 SMP RACING	K. LADYGIN / A. BASOV / L. PERSIANI	Ferrari F458 Italia GT3	M	<b>1:58.613</b>	31	33	+0.161	+0.161 <b>175.8</b>
3	94 AF CORSE	T. FLOHR / F. CASTELLACCI / A. RIZZOLI	Ferrari F458 Italia GT3	M	<b>1:58.713</b>	31	31	+0.261	+0.100 <b>175.6</b>
4	57 SMP RACING	B. ROTENBERG / M. SALO / M. MEDIANI	Ferrari F458 Italia GT3	M	<b>1:59.172</b>	5	32	+0.720	+0.459 <b>174.9</b>
5	59 TEAM SOFREV-ASP	C. BOURRET / P. GIBON / J. BELLOC	Ferrari F458 Italia GT3	M	<b>1:59.481</b>	4	18	+1.029	+0.309 <b>174.5</b>
6	95 AF CORSE	A. DE LEENER / C. SBIRRAZZUOLI	Ferrari F458 Italia GT3	M	<b>1:59.546</b>	16	29	+1.094	+0.065 <b>174.4</b>
7	78 TEAM RUSSIA BY BARWELL	L. MACHITSKI / T. SARDAROV / J. COCKER	BMW Z4 GT3	M	<b>2:00.039</b>	28	35	+1.587	+0.493 <b>173.7</b>
8	93 PRO GT BY ALMERAS	F. PERERA / L. LASSERRE / E. DERMONT	Porsche 997 GT3R	M	<b>2:00.155</b>	6	36	+1.703	+0.116 <b>173.5</b>
9	73 SMP RACING	O. BERETTA / D. MARKOZOV / A. LADYGIN	Ferrari F458 Italia GT3	M	<b>2:00.327</b>	5	36	+1.875	+0.172 <b>173.3</b>
10	99 ART GRAND PRIX	R. GONZALEZ / K. AJLANI / A. BRUNDLE	McLaren MP4 12C GT3	M	<b>2:00.751</b>	7	33	+2.299	+0.424 <b>172.6</b>
11	60 FORMULA RACING	J. LAURSEN / M. MAC / J. MAGNUSSEN	Ferrari F458 Italia GT3	M	<b>2:00.791</b>	5	11	+2.339	+0.040 <b>172.6</b>
12	63 AF CORSE	M. RASMUSSEN / F. BARREIROS	Ferrari F458 Italia GT3	M	<b>2:00.987</b>	28	33	+2.535	+0.196 <b>172.3</b>
13	98 ART GRAND PRIX	K. KORJUS / G. DEMOUSTIER / Y. GOUDY	McLaren MP4 12C GT3	M	<b>2:01.193</b>	7	33	+2.741	+0.206 <b>172.0</b>
14	92 OMBRA RACING	M. CORDONI / M. ZANUTTINI	Ferrari F458 Italia GT3	M	<b>2:02.589</b>	23	38	+4.137	+1.396 <b>170.1</b>

Published at: .....

Track Temp: **0,00 °C**

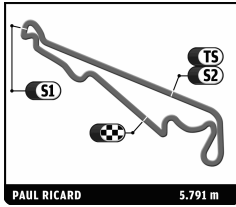
Air Temp: **23,33 °C**

Track Status:

**DRY**

Race Director:

Timekeeper:



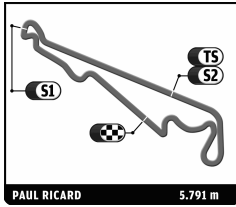
## EUROPEAN LE MANS SERIES

### 4 HOURS OF PAUL RICARD

#### Free Practice 2

#### Classification by Driver Fastest Lap

Nr	Team	Car	Class	Driver	Time	Lap	Total	Gap	Kph
1	43 NEWBLOOD BY MORAND RACING	Morgan - Judd	LMP2	Christian KLIEN	1:49.473	4	13		190.4
2	38 JOTA SPORT	Zytek Z11SN - Nissan	LMP2	Harry TINCKNELL	1:49.477	9	14	0.004	190.4
3	46 THIRIET BY TDS RACING	Ligier JS P2 - Nissan	LMP2	Tristan GOMMENDY	1:49.612	12	13	0.139	190.2
4	36 SIGNATECH ALPINE	Alpine A450b - Nissan	LMP2	Nelson PANCIATICI	1:49.773	11	15	0.300	189.9
5	48 MURPHY PROTOTYPES	Oreca 03R - Nissan	LMP2	Nathanael BERTHON	1:49.774	17	18	0.301	189.9
6	34 RACE PERFORMANCE	Oreca 03 - Judd	LMP2	Michel FREY	1:50.037	17	27	0.564	189.5
7	48 MURPHY PROTOTYPES	Oreca 03R - Nissan	LMP2	Rodolfo GONZALEZ	1:50.229	6	11	0.756	189.1
8	36 SIGNATECH ALPINE	Alpine A450b - Nissan	LMP2	Paul-Loup CHATIN	1:50.726	6	14	1.253	188.3
9	46 THIRIET BY TDS RACING	Ligier JS P2 - Nissan	LMP2	Ludovic BADEY	1:50.744	13	14	1.271	188.3
10	28 GREAVES MOTORSPORT	Zytek Z11SN - Nissan	LMP2	Luciano BACHETA	1:50.801	16	18	1.328	188.2
11	24 SEBASTIEN LOEB RACING	Oreca 03R - Nissan	LMP2	Arthur PIC	1:51.175	3	6	1.702	187.5
12	43 NEWBLOOD BY MORAND RACING	Morgan - Judd	LMP2	Pierre RAGUES	1:51.326	9	13	1.853	187.3
13	38 JOTA SPORT	Zytek Z11SN - Nissan	LMP2	Filipe ALBUQUERQUE	1:51.447	6	11	1.974	187.1
14	46 THIRIET BY TDS RACING	Ligier JS P2 - Nissan	LMP2	Pierre THIRIET	1:51.512	11	13	2.039	187.0
15	43 NEWBLOOD BY MORAND RACING	Morgan - Judd	LMP2	Gary HIRSCH	1:51.934	11	12	2.461	186.2
16	41 GREAVES MOTORSPORT	Zytek Z11SN - Nissan	LMP2	Johnny MOWLEM	1:52.122	13	20	2.649	185.9
17	38 JOTA SPORT	Zytek Z11SN - Nissan	LMP2	Simon DOLAN	1:52.214	12	13	2.741	185.8
18	29 PEGASUS RACING	Morgan - Nissan	LMP2	Julien SCHELL	1:52.222	5	6	2.749	185.8
19	24 SEBASTIEN LOEB RACING	Oreca 03R - Nissan	LMP2	Andrea RODA	1:52.250	21	21	2.777	185.7
20	36 SIGNATECH ALPINE	Alpine A450b - Nissan	LMP2	Oliver WEBB	1:52.348	6	14	2.875	185.6
21	28 GREAVES MOTORSPORT	Zytek Z11SN - Nissan	LMP2	Mark SHULZHITSKY	1:52.699	8	19	3.226	185.0
22	34 RACE PERFORMANCE	Oreca 03 - Judd	LMP2	Franck MAILLEUX	1:52.876	7	9	3.403	184.7
23	41 GREAVES MOTORSPORT	Zytek Z11SN - Nissan	LMP2	Matthew MCMURRY	1:53.292	9	19	3.819	184.0
24	24 SEBASTIEN LOEB RACING	Oreca 03R - Nissan	LMP2	Vincent CAPILLAIRE	1:53.441	10	11	3.968	183.8
25	29 PEGASUS RACING	Morgan - Nissan	LMP2	Jonathan COLEMAN	1:53.472	11	12	3.999	183.7
26	29 PEGASUS RACING	Morgan - Nissan	LMP2	Nicolas LEUTWILER	1:54.090	2	5	4.617	182.7
27	48 MURPHY PROTOTYPES	Oreca 03R - Nissan	LMP2	Pipo DERANI	1:54.752	6	9	5.279	181.7
28	72 SMP RACING	Ferrari F458 Italia	LMGTE	Andrea BERTOLINI	1:55.913	10	15	6.440	179.9
29	54 AF CORSE	Ferrari F458 Italia	LMGTE	Marco CIOCI	1:56.666	13	15	7.193	178.7
30	80 KESSEL RACING	Ferrari F458 Italia	LMGTE	Giacomo PIOCINI	1:56.755	13	20	7.282	178.6
31	55 AF CORSE	Ferrari F458 Italia	LMGTE	Matt GRIFFIN	1:56.821	7	10	7.348	178.5
32	66 JMW MOTORSPORT	Ferrari F458 Italia	LMGTE	James WALKER	1:57.012	11	14	7.539	178.2
33	86 GULF RACING UK	Porsche 911 RSR	LMGTE	Ben BARKER	1:57.241	6	11	7.768	177.8
34	55 AF CORSE	Ferrari F458 Italia	LMGTE	Michele RUGOLO	1:57.399	4	14	7.926	177.6
35	56 AT RACING	Ferrari F458 Italia	LMGTE	Pierre KAFFER	1:57.505	37	37	8.032	177.4
36	70 AF CORSE	Ferrari F458 Italia	LMGTE	Emmanuel COLLARD	1:57.635	5	6	8.162	177.2
37	58 TEAM SOFREV-ASP	Ferrari F458 Italia	LMGTE	Soheil AYARI	1:57.643	9	11	8.170	177.2
38	81 KESSEL RACING	Ferrari F458 Italia	LMGTE	Matteo CRESSONI	1:58.146	3	12	8.673	176.5
39	66 JMW MOTORSPORT	Ferrari F458 Italia	LMGTE	Daniel MCKENZIE	1:58.256	11	13	8.783	176.3
40	76 IMSA PERFORMANCE MATMUT	Porsche 911 GT3 RSR	LMGTE	Nicolas ARMINDO	1:58.279	9	13	8.806	176.3
41	75 PROSPEED COMPETITION	Porsche GT3 R	GTC	Mika PARISY	1:58.452	11	12	8.979	176.0
42	71 SMP RACING	Ferrari F458 Italia GT3	GTC	Luca PERSIANI	1:58.613	3	5	9.140	175.8
43	81 KESSEL RACING	Ferrari F458 Italia	LMGTE	Thomas KEMENATER	1:58.682	15	18	9.209	175.7
44	67 IMSA PERFORMANCE MATMUT	Porsche 911 GT3 RSR	LMGTE	Eric HELARY	1:58.704	9	14	9.231	175.6
45	94 AF CORSE	Ferrari F458 Italia GT3	GTC	Franco CASTELLACCI	1:58.713	7	7	9.240	175.6
46	72 SMP RACING	Ferrari F458 Italia	LMGTE	Viktor SHAITAR	1:58.755	9	10	9.282	175.6
47	86 GULF RACING UK	Porsche 911 RSR	LMGTE	Adam CARROLL	1:58.878	7	9	9.405	175.4
48	54 AF CORSE	Ferrari F458 Italia	LMGTE	Michael LYONS	1:58.942	8	10	9.469	175.3
49	57 SMP RACING	Ferrari F458 Italia GT3	GTC	Mika SALO	1:59.172	5	9	9.699	174.9
50	66 JMW MOTORSPORT	Ferrari F458 Italia	LMGTE	George RICHARDSON	1:59.236	13	13	9.763	174.8
51	55 AF CORSE	Ferrari F458 Italia	LMGTE	Duncan CAMERON	1:59.258	12	13	9.785	174.8
52	58 TEAM SOFREV-ASP	Ferrari F458 Italia	LMGTE	Anthony PONS	1:59.368	13	14	9.895	174.6
53	59 TEAM SOFREV-ASP	Ferrari F458 Italia GT3	GTC	Jean-Philippe BELLOC	1:59.481	4	5	10.008	174.5
54	95 AF CORSE	Ferrari F458 Italia GT3	GTC	Cedric SBIRRAZZUOLI	1:59.546	16	17	10.073	174.4
55	80 KESSEL RACING	Ferrari F458 Italia	LMGTE	Michael BRONISZEWSKI	1:59.780	13	15	10.307	174.0
56	70 AF CORSE	Ferrari F458 Italia	LMGTE	Yannick MALLEGOL	1:59.838	7	16	10.365	174.0
57	57 SMP RACING	Ferrari F458 Italia GT3	GTC	Maurizio MEDIANI	1:59.920	8	8	10.447	173.8
58	78 TEAM RUSSIA BY BARWELL	BMW Z4 GT3	GTC	Jonathan COCKER	2:00.039	9	12	10.566	173.7
59	94 AF CORSE	Ferrari F458 Italia GT3	GTC	Andrea RIZZOLI	2:00.125	6	9	10.652	173.5
60	93 PRO GT BY ALMERAS	Porsche 997 GT3R	GTC	Franck PERERA	2:00.155	6	12	10.682	173.5
61	70 AF CORSE	Ferrari F458 Italia	LMGTE	François PERRODO	2:00.217	9	14	10.744	173.4
62	73 SMP RACING	Ferrari F458 Italia GT3	GTC	Olivier BERETTA	2:00.327	5	12	10.854	173.3
63	71 SMP RACING	Ferrari F458 Italia GT3	GTC	Kirill LADYGIN	2:00.382	7	13	10.909	173.2
64	76 IMSA PERFORMANCE MATMUT	Porsche 911 GT3 RSR	LMGTE	Raymond NARAC	2:00.443	8	10	10.970	173.1
65	58 TEAM SOFREV-ASP	Ferrari F458 Italia	LMGTE	Fabien BARTHEZ	2:00.625	6	11	11.152	172.8
66	99 ART GRAND PRIX	McLaren MP4 12C GT3	GTC	Alex BRUNDLE	2:00.751	3	6	11.278	172.6
67	72 SMP RACING	Ferrari F458 Italia	LMGTE	Sergey ZLOBIN	2:00.777	9	10	11.304	172.6
68	60 FORMULA RACING	Ferrari F458 Italia GT3	GTC	Mikkel MAC	2:00.791	5	6	11.318	172.6



## EUROPEAN LE MANS SERIES 4 HOURS OF PAUL RICARD

Free Practice 2

Classification by Driver Fastest Lap

Nr	Team	Car	Class	Driver	Time	Lap	Total	Gap	Kph	
69	54 AF CORSE	Ferrari F458 Italia	LMGTE	Piergiuseppe PERAZZINI	2:00.804	11	12	11.331	0.013	172.6
70	63 AF CORSE	Ferrari F458 Italia GT3	GTC	Filipe BARREIROS	2:00.987	15	20	11.514	0.183	172.3
71	98 ART GRAND PRIX	McLaren MP4 12C GT3	GTC	Kevin KORJUS	2:01.193	7	10	11.720	0.206	172.0
72	95 AF CORSE	Ferrari F458 Italia GT3	GTC	Adrien DE LEENER	2:01.338	11	12	11.865	0.145	171.8
73	75 PROSPEED COMPETITION	Porsche GT3 R	GTC	Max VAN SPLUNTEREN	2:01.379	10	11	11.906	0.041	171.8
74	73 SMP RACING	Ferrari F458 Italia GT3	GTC	Anton LADYGIN	2:01.468	8	12	11.995	0.089	171.6
75	75 PROSPEED COMPETITION	Porsche GT3 R	GTC	Gilles VANNELET	2:01.928	8	9	12.455	0.460	171.0
76	93 PRO GT BY ALMERAS	Porsche 997 GT3R	GTC	Lucas LASSERRE	2:02.125	2	18	12.652	0.197	170.7
77	98 ART GRAND PRIX	McLaren MP4 12C GT3	GTC	Grégoire DEMOUSTIER	2:02.167	4	17	12.694	0.042	170.6
78	94 AF CORSE	Ferrari F458 Italia GT3	GTC	Thomas FLOHR	2:02.512	13	15	13.039	0.345	170.2
79	92 OMBRA RACING	Ferrari F458 Italia GT3	GTC	Mario CORDONI	2:02.589	7	22	13.116	0.077	170.1
80	67 IMSA PERFORMANCE MATMUT	Porsche 911 GT3 RSR	LMGTE	Jean-Marc MERLIN	2:02.676	7	8	13.203	0.087	169.9
81	71 SMP RACING	Ferrari F458 Italia GT3	GTC	Aleksey BASOV	2:02.782	5	15	13.309	0.106	169.8
82	76 IMSA PERFORMANCE MATMUT	Porsche 911 GT3 RSR	LMGTE	Christina NIELSEN	2:02.808	12	15	13.335	0.026	169.8
83	78 TEAM RUSSIA BY BARWELL	BMW Z4 GT3	GTC	Timur SARDAROV	2:02.852	12	13	13.379	0.044	169.7
84	99 ART GRAND PRIX	McLaren MP4 12C GT3	GTC	Ricardo GONZALEZ	2:02.872	7	21	13.399	0.020	169.7
85	93 PRO GT BY ALMERAS	Porsche 997 GT3R	GTC	Eric DERMONT	2:02.888	5	6	13.415	0.016	169.6
86	73 SMP RACING	Ferrari F458 Italia GT3	GTC	David MARKOZOV	2:03.067	3	12	13.594	0.179	169.4
87	63 AF CORSE	Ferrari F458 Italia GT3	GTC	Mads RASMUSSEN	2:03.090	11	13	13.617	0.023	169.4
88	60 FORMULA RACING	Ferrari F458 Italia GT3	GTC	Johnny LAURSEN	2:03.278	4	5	13.805	0.188	169.1
89	86 GULF RACING UK	Porsche 911 RSR	LMGTE	Michael WAINWRIGHT	2:03.317	13	18	13.844	0.039	169.1
90	98 ART GRAND PRIX	McLaren MP4 12C GT3	GTC	Yann GOUDY	2:03.349	3	6	13.876	0.032	169.0
91	78 TEAM RUSSIA BY BARWELL	BMW Z4 GT3	GTC	Leonid MACHITSKI	2:03.624	6	10	14.151	0.275	168.6
92	67 IMSA PERFORMANCE MATMUT	Porsche 911 GT3 RSR	LMGTE	Erik MARIS	2:03.759	7	12	14.286	0.135	168.5
93	59 TEAM SOFREV-ASP	Ferrari F458 Italia GT3	GTC	Christophe BOURRET	2:04.073	4	7	14.600	0.314	168.0
94	92 OMBRA RACING	Ferrari F458 Italia GT3	GTC	Marco ZANUTTINI	2:04.331	13	16	14.858	0.258	167.7
95	99 ART GRAND PRIX	McLaren MP4 12C GT3	GTC	Karim AJLANI	2:04.798	4	6	15.325	0.467	167.1
96	59 TEAM SOFREV-ASP	Ferrari F458 Italia GT3	GTC	Pascal GIBON	2:05.359	5	6	15.886	0.561	166.3
97	57 SMP RACING	Ferrari F458 Italia GT3	GTC	Boris ROTENBERG	2:08.728	8	15	19.255	3.369	162.0
85	GULF RACING UK	Aston Martin Vantage V8	LMGTE	Stuart HALL						
85	GULF RACING UK	Aston Martin Vantage V8	LMGTE	Ronald GOETHE						
56	AT RACING	Ferrari F458 Italia	LMGTE	Alexander TALKANITSA						
56	AT RACING	Ferrari F458 Italia	LMGTE	Mirko VENTURI						
60	FORMULA RACING	Ferrari F458 Italia GT3	GTC	Jan MAGNUSSEN						
85	GULF RACING UK	Aston Martin Vantage V8	LMGTE	Daniel BROWN						

Published at: .....

Track Temp: **0,00 °C**

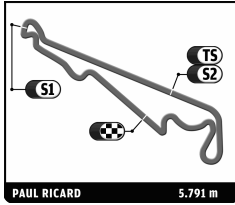
Air Temp: **23,33 °C**

Track Status:

**DRY**

Race Director:

Timekeeper:



## EUROPEAN LE MANS SERIES

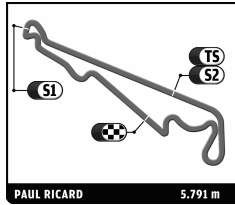
### 4 HOURS OF PAUL RICARD

After Free Practice 2

### Classification by Driver Fastest Lap

Nr	Team	Car	Class	Driver	Session 1		Session 2		Time	Gap	Kph
					Time	Lap	Time	Lap			
1	43 NEWBLOOD BY MORAND RACING	Morgan - Judd	LMP2	Christian KLIEN	1:50.509	7 / 10	1:49.473	4 / 13	<b>1:49.473</b>		190.4
2	38 JOTA SPORT	Zytek Z11SN - Nissan	LMP2	Harry TINKNELL	- / 12		1:49.477	9 / 14	<b>1:49.477</b>	0.004	190.4
3	46 THIRIET BY TDS RACING	Ligier JS P2 - Nissan	LMP2	Tristan GOMMENDY	1:51.158	12 / 12	1:49.612	12 / 13	<b>1:49.612</b>	0.139	190.2
4	36 SIGNATECH ALPINE	Alpine A450b - Nissan	LMP2	Nelson PANCIATICI	1:50.117	9 / 12	1:49.773	11 / 15	<b>1:49.773</b>	0.300	189.9
5	48 MURPHY PROTOTYPES	Oreca 03R - Nissan	LMP2	Nathanael BERTHON	1:50.771	6 / 13	1:49.774	17 / 18	<b>1:49.774</b>	0.301	189.9
6	34 RACE PERFORMANCE	Oreca 03 - Judd	LMP2	Michel FREY	1:51.004	29 / 35	1:50.037	17 / 27	<b>1:50.037</b>	0.564	189.5
7	48 MURPHY PROTOTYPES	Oreca 03R - Nissan	LMP2	Rodolfo GONZALEZ	1:52.807	11 / 11	1:50.229	6 / 11	<b>1:50.229</b>	0.756	189.1
8	46 THIRIET BY TDS RACING	Ligier JS P2 - Nissan	LMP2	Ludovic BADEY	1:50.320	11 / 12	1:50.744	13 / 14	<b>1:50.320</b>	0.847	189.0
9	36 SIGNATECH ALPINE	Alpine A450b - Nissan	LMP2	Oliver WEBB	1:50.640	11 / 12	1:52.348	6 / 14	<b>1:50.640</b>	1.167	188.4
10	36 SIGNATECH ALPINE	Alpine A450b - Nissan	LMP2	Paul-Loup CHATIN	1:51.482	10 / 13	1:50.726	6 / 14	<b>1:50.726</b>	1.253	188.3
11	28 GREAVES MOTORSPORT	Zytek Z11SN - Nissan	LMP2	Luciano BACHETA	1:50.959	23 / 25	1:50.801	16 / 18	<b>1:50.801</b>	1.328	188.2
12	24 SEBASTIEN LOEB RACING	Oreca 03R - Nissan	LMP2	Arthur PIC	1:52.100	21 / 21	1:51.175	3 / 6	<b>1:51.175</b>	1.702	187.5
13	46 THIRIET BY TDS RACING	Ligier JS P2 - Nissan	LMP2	Pierre THIRIET	1:51.181	11 / 12	1:51.512	11 / 13	<b>1:51.181</b>	1.708	187.5
14	43 NEWBLOOD BY MORAND RACING	Morgan - Judd	LMP2	Pierre RAGUES	1:53.121	8 / 11	1:51.326	9 / 13	<b>1:51.326</b>	1.853	187.3
15	38 JOTA SPORT	Zytek Z11SN - Nissan	LMP2	Filipe ALBUQUERQUE	1:51.621	11 / 12	1:51.447	6 / 11	<b>1:51.447</b>	1.974	187.1
16	43 NEWBLOOD BY MORAND RACING	Morgan - Judd	LMP2	Gary HIRSCH	1:51.651	6 / 13	1:51.934	11 / 12	<b>1:51.651</b>	2.178	186.7
17	48 MURPHY PROTOTYPES	Oreca 03R - Nissan	LMP2	Pipo DERANI	1:51.662	11 / 13	1:54.752	6 / 9	<b>1:51.662</b>	2.189	186.7
18	41 GREAVES MOTORSPORT	Zytek Z11SN - Nissan	LMP2	Johnny MOWLEM	1:55.120	11 / 12	1:52.122	13 / 20	<b>1:52.122</b>	2.649	185.9
19	38 JOTA SPORT	Zytek Z11SN - Nissan	LMP2	Simon DOLAN	1:52.288	13 / 14	1:52.214	12 / 13	<b>1:52.214</b>	2.741	185.8
20	29 PEGASUS RACING	Morgan - Nissan	LMP2	Julien SCHELL	1:53.155	14 / 15	1:52.222	5 / 6	<b>1:52.222</b>	2.749	185.8
21	24 SEBASTIEN LOEB RACING	Oreca 03R - Nissan	LMP2	Andrea RODA	1:56.237	11 / 12	1:52.250	21 / 21	<b>1:52.250</b>	2.777	185.7
22	28 GREAVES MOTORSPORT	Zytek Z11SN - Nissan	LMP2	Mark SHULZITSKY	1:54.296	5 / 7	1:52.699	8 / 19	<b>1:52.699</b>	3.226	185.0
23	34 RACE PERFORMANCE	Oreca 03 - Judd	LMP2	Franck MAILLEUX	- / 1		1:52.876	7 / 9	<b>1:52.876</b>	3.403	184.7
24	41 GREAVES MOTORSPORT	Zytek Z11SN - Nissan	LMP2	Matthew MCMURRY	1:55.292	17 / 21	1:53.292	9 / 19	<b>1:53.292</b>	3.819	184.0
25	24 SEBASTIEN LOEB RACING	Oreca 03R - Nissan	LMP2	Vincent CAPILLAIRE	1:56.213	3 / 6	1:53.441	10 / 11	<b>1:53.441</b>	3.968	183.8
26	29 PEGASUS RACING	Morgan - Nissan	LMP2	Jonathan COLEMAN	1:55.903	7 / 8	1:53.472	11 / 12	<b>1:53.472</b>	3.999	183.7
27	29 PEGASUS RACING	Morgan - Nissan	LMP2	Nicolas LEUTWILER	1:53.487	11 / 12	1:54.090	2 / 5	<b>1:53.487</b>	4.014	183.7
28	72 SMP RACING	Ferrari F458 Italia	LMGTE	Andrea BERTOLINI	1:57.545	12 / 13	1:55.913	10 / 15	<b>1:55.913</b>	6.440	179.9
29	54 AF CORSE	Ferrari F458 Italia	LMGTE	Marco CIOCI	1:59.015	13 / 17	1:56.666	13 / 15	<b>1:56.666</b>	7.193	178.7
30	80 KESSEL RACING	Ferrari F458 Italia	LMGTE	Giacomo PICCINI	1:57.929	12 / 18	1:56.755	13 / 20	<b>1:56.755</b>	7.282	178.6
31	55 AF CORSE	Ferrari F458 Italia	LMGTE	Matt GRIFFIN	1:57.323	9 / 11	1:56.821	7 / 10	<b>1:56.821</b>	7.348	178.5
32	66 JMW MOTORSPORT	Ferrari F458 Italia	LMGTE	James WALKER	1:58.253	10 / 11	1:57.012	11 / 14	<b>1:57.012</b>	7.539	178.2
33	86 GULF RACING UK	Porsche 911 RSR	LMGTE	Ben BARKER	1:59.907	2 / 2	1:57.241	6 / 11	<b>1:57.241</b>	7.768	177.8
34	55 AF CORSE	Ferrari F458 Italia	LMGTE	Michele RUGOLO	1:58.884	9 / 13	1:57.399	4 / 14	<b>1:57.399</b>	7.926	177.6
35	56 AT RACING	Ferrari F458 Italia	LMGTE	Pierre KAFFER	1:58.926	8 / 30	1:57.505	37 / 37	<b>1:57.505</b>	8.032	177.4
36	70 AF CORSE	Ferrari F458 Italia	LMGTE	Emmanuel COLLARD	1:57.932	12 / 16	1:57.635	5 / 6	<b>1:57.635</b>	8.162	177.2
37	58 TEAM SOFREV-ASP	Ferrari F458 Italia	LMGTE	Soheil AYARI	1:59.073	10 / 11	1:57.643	9 / 11	<b>1:57.643</b>	8.170	177.2
38	85 GULF RACING UK	Aston Martin Vantage V8	LMGTE	Stuart HALL	1:57.695	11 / 12	1:57.695		<b>1:57.695</b>	8.222	177.1
39	81 KESSEL RACING	Ferrari F458 Italia	LMGTE	Matteo CRESSONI	1:59.196	3 / 8	1:58.146	3 / 12	<b>1:58.146</b>	8.673	176.5
40	66 JMW MOTORSPORT	Ferrari F458 Italia	LMGTE	Daniel MCKENZIE	1:59.535	10 / 11	1:58.256	11 / 13	<b>1:58.256</b>	8.783	176.3
41	76 IMSA PERFORMANCE MATMUT	Porsche 911 GT3 RSR	LMGTE	Nicolas ARWINDO	2:01.153	2 / 2	1:58.279	9 / 13	<b>1:58.279</b>	8.806	176.3
42	75 PROSPEED COMPETITION	Porsche GT3 R	GTC	Mike PARISY	2:00.319	6 / 15	1:58.452	11 / 12	<b>1:58.452</b>	8.979	176.0
43	71 SMP RACING	Ferrari F458 Italia GT3	GTC	Luca PERSIANI	1:59.140	8 / 9	1:58.613	3 / 5	<b>1:58.613</b>	9.140	175.8
44	81 KESSEL RACING	Ferrari F458 Italia	LMGTE	Thomas KEMENATER	2:02.528	7 / 12	1:58.682	15 / 18	<b>1:58.682</b>	9.209	175.7
45	86 GULF RACING UK	Porsche 911 RSR	LMGTE	Adam CARROLL	1:58.686	6 / 9	1:58.878	7 / 9	<b>1:58.686</b>	9.213	175.7
46	67 IMSA PERFORMANCE MATMUT	Porsche 911 GT3 RSR	LMGTE	Eric HELARY	1:59.944	7 / 9	1:58.704	9 / 14	<b>1:58.704</b>	9.231	175.6
47	94 AF CORSE	Ferrari F458 Italia GT3	GTC	Franco CASTELLUCCI	2:00.232	12 / 13	1:58.713	7 / 7	<b>1:58.713</b>	9.240	175.6
48	56 AT RACING	Ferrari F458 Italia	LMGTE	Alexander TALKANITSA	1:58.743	4 / 5	1:58.743		<b>1:58.743</b>	9.270	175.6
49	72 SMP RACING	Ferrari F458 Italia	LMGTE	Viktor SHAITAR	1:58.959	8 / 11	1:58.755	9 / 10	<b>1:58.755</b>	9.282	175.6
50	54 AF CORSE	Ferrari F458 Italia	LMGTE	Michael LYONS	1:58.956	10 / 11	1:58.942	8 / 10	<b>1:58.942</b>	9.469	175.3
51	57 SMP RACING	Ferrari F458 Italia GT3	GTC	Mika SALO	1:59.369	7 / 8	1:59.172	5 / 9	<b>1:59.172</b>	9.699	174.9
52	66 JMW MOTORSPORT	Ferrari F458 Italia	LMGTE	George RICHARDSON	1:59.301	12 / 15	1:59.236	13 / 13	<b>1:59.236</b>	9.763	174.8
53	55 AF CORSE	Ferrari F458 Italia	LMGTE	Duncan CAMERON	2:00.030	12 / 14	1:59.258	12 / 13	<b>1:59.258</b>	9.785	174.8
54	76 IMSA PERFORMANCE MATMUT	Porsche 911 GT3 RSR	LMGTE	Raymond NARAC	1:59.275	5 / 15	2:00.443	8 / 10	<b>1:59.275</b>	9.802	174.8
55	58 TEAM SOFREV-ASP	Ferrari F458 Italia	LMGTE	Fabien BARTHEZ	1:59.312	10 / 12	2:00.625	6 / 11	<b>1:59.312</b>	9.839	174.7
56	58 TEAM SOFREV-ASP	Ferrari F458 Italia	LMGTE	Anthony PONS	1:59.543	5 / 10	1:59.368	13 / 14	<b>1:59.368</b>	9.895	174.6





## EUROPEAN LE MANS SERIES

### 4 HOURS OF PAUL RICARD

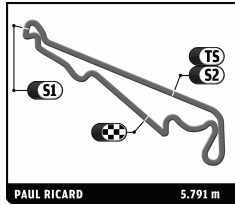
After Free Practice 2

### Classification by Driver Fastest Lap

Nr	Team	Car	Class	Driver	Session 1		Session 2		Time	Gap	Kph
					Time	Lap	Time	Lap			
57	59 TEAM SOFREV-ASP	Ferrari F458 Italia GT3	GTC	Jean-Philippe BÉLOC	1:59.980	9 / 10	1:59.481	4 / 5	<b>1:59.481</b>	10.008	174.5
58	95 AF CORSE	Ferrari F458 Italia GT3	GTC	Cedric SBRARAZZUOLI	2:00.687	13 / 17	1:59.546	16 / 17	<b>1:59.546</b>	10.073	174.4
59	57 SMP RACING	Ferrari F458 Italia GT3	GTC	Maurizio MEDIANI	1:59.663	11 / 12	1:59.920	8 / 8	<b>1:59.663</b>	10.190	174.2
60	80 KESSEL RACING	Ferrari F458 Italia	LMGTE	Michael BRONKHORST	1:59.990	14 / 15	1:59.780	13 / 15	<b>1:59.780</b>	10.307	174.0
61	70 AF CORSE	Ferrari F458 Italia	LMGTE	Yannick MALEGOL	2:00.775	7 / 8	1:59.838	7 / 16	<b>1:59.838</b>	10.365	174.0
62	72 SMP RACING	Ferrari F458 Italia	LMGTE	Sergey ZLOBIN	1:59.917	8 / 14	2:00.777	9 / 10	<b>1:59.917</b>	10.444	173.9
63	73 SMP RACING	Ferrari F458 Italia GT3	GTC	David MARKOZOV	1:59.928	4 / 12	2:03.067	3 / 12	<b>1:59.928</b>	10.455	173.8
64	98 ART GRAND PRIX	McLaren MP4 12C GT3	GTC	Kevin KORJUS	1:59.943	8 / 9	2:01.193	7 / 10	<b>1:59.943</b>	10.470	173.8
65	78 TEAM RUSSIA BY BARWELL	BMW Z4 GT3	GTC	Jonathan COCKER	1:59.997	8 / 9	2:00.039	9 / 12	<b>1:59.997</b>	10.524	173.7
66	93 PRO GT BY ALMERAS	Porsche 997 GT3R	GTC	Franck PERERA	2:00.092	7 / 8	2:00.155	6 / 12	<b>2:00.092</b>	10.619	173.6
67	94 AF CORSE	Ferrari F458 Italia GT3	GTC	Andrea RIZZOLI	2:00.807	6 / 6	2:00.125	6 / 9	<b>2:00.125</b>	10.652	173.5
68	70 AF CORSE	Ferrari F458 Italia	LMGTE	François PERRODO	2:01.627	7 / 7	2:00.217	9 / 14	<b>2:00.217</b>	10.744	173.4
69	73 SMP RACING	Ferrari F458 Italia GT3	GTC	Olivier BERETTA	2:00.501	9 / 11	2:00.327	5 / 12	<b>2:00.327</b>	10.854	173.3
70	99 ART GRAND PRIX	McLaren MP4 12C GT3	GTC	Alex BRUNDLE	2:00.358	11 / 12	2:00.751	3 / 6	<b>2:00.358</b>	10.885	173.2
71	71 SMP RACING	Ferrari F458 Italia GT3	GTC	Kirill LADYGIN	2:00.468	10 / 11	2:00.382	7 / 13	<b>2:00.382</b>	10.909	173.2
72	60 FORMULA RACING	Ferrari F458 Italia GT3	GTC	Jan MAGNUSSEN	2:00.390	5 / 11			<b>2:00.390</b>	10.917	173.2
73	73 SMP RACING	Ferrari F458 Italia GT3	GTC	Anton LADYGIN	2:00.498	11 / 13	2:01.468	8 / 12	<b>2:00.498</b>	11.025	173.0
74	60 FORMULA RACING	Ferrari F458 Italia GT3	GTC	Johnny LAURSEN	2:00.680	11 / 12	2:03.278	4 / 5	<b>2:00.680</b>	11.207	172.8
75	60 FORMULA RACING	Ferrari F458 Italia GT3	GTC	Mikka MAC	2:01.612	6 / 10	2:00.791	5 / 6	<b>2:00.791</b>	11.318	172.6
76	54 AF CORSE	Ferrari F458 Italia	LMGTE	François PERRODO	2:01.187	8 / 10	2:00.804	11 / 12	<b>2:00.804</b>	11.331	172.6
77	63 AF CORSE	Ferrari F458 Italia GT3	GTC	Filipe BARREIROS	2:03.089	18 / 19	2:00.987	15 / 20	<b>2:00.987</b>	11.514	172.3
78	95 AF CORSE	Ferrari F458 Italia GT3	GTC	Adrien DE LEENER	2:02.113	7 / 15	2:01.338	11 / 12	<b>2:01.338</b>	11.865	171.8
79	75 PROSPEED COMPETITION	Porsche GT3 R	GTC	Max VAN BILJUBEN	2:03.172	8 / 10	2:01.379	10 / 11	<b>2:01.379</b>	11.906	171.8
80	71 SMP RACING	Ferrari F458 Italia GT3	GTC	Alekssey BASOV	2:01.509	6 / 17	2:02.782	5 / 15	<b>2:01.509</b>	12.036	171.6
81	98 ART GRAND PRIX	McLaren MP4 12C GT3	GTC	Orlando DIMICHTER	2:01.602	11 / 13	2:02.167	4 / 17	<b>2:01.602</b>	12.129	171.4
82	92 OMBRA RACING	Ferrari F458 Italia GT3	GTC	Mario CORDONI	2:01.744	13 / 15	2:02.589	7 / 22	<b>2:01.744</b>	12.271	171.2
83	93 PRO GT BY ALMERAS	Porsche 997 GT3R	GTC	Lucas LASSERE	2:01.804	5 / 5	2:02.125	2 / 18	<b>2:01.804</b>	12.331	171.2
84	75 PROSPEED COMPETITION	Porsche GT3 R	GTC	Gilles VANNELET	2:04.250	4 / 5	2:01.928	8 / 9	<b>2:01.928</b>	12.455	171.0
85	94 AF CORSE	Ferrari F458 Italia GT3	GTC	Thomas FLOHR	2:01.937	10 / 15	2:02.512	13 / 15	<b>2:01.937</b>	12.464	171.0
86	86 GULF RACING UK	Porsche 911 RSR	LMGTE	Michael WINDISCHITZ	2:02.373	19 / 20	2:03.317	13 / 18	<b>2:02.373</b>	12.900	170.4
87	93 PRO GT BY ALMERAS	Porsche 997 GT3R	GTC	Eric DERMONT	2:02.462	3 / 6	2:02.888	5 / 6	<b>2:02.462</b>	12.989	170.2
88	99 ART GRAND PRIX	McLaren MP4 12C GT3	GTC	Ricardo GONZALEZ	2:02.653	9 / 9	2:02.872	7 / 21	<b>2:02.653</b>	13.180	170.0
89	67 IMSA PERFORMANCE MATMUT	Porsche 911 GT3 RSR	LMGTE	Jean-Marc MERLIN	2:02.778	10 / 12	2:02.676	7 / 8	<b>2:02.676</b>	13.203	169.9
90	76 IMSA PERFORMANCE MATMUT	Porsche 911 GT3 RSR	LMGTE	Christina NIELSEN	2:04.870	14 / 15	2:02.808	12 / 15	<b>2:02.808</b>	13.335	169.8
91	78 TEAM RUSSIA BY BARWELL	BMW Z4 GT3	GTC	Timur SARDAROV	2:04.955	14 / 16	2:02.852	12 / 13	<b>2:02.852</b>	13.379	169.7
92	63 AF CORSE	Ferrari F458 Italia GT3	GTC	Mads RASMUSSEN	2:03.138	13 / 19	2:03.090	11 / 13	<b>2:03.090</b>	13.617	169.4
93	78 TEAM RUSSIA BY BARWELL	BMW Z4 GT3	GTC	Leonid MACHITSKI	2:03.145	9 / 10	2:03.624	6 / 10	<b>2:03.145</b>	13.672	169.3
94	98 ART GRAND PRIX	McLaren MP4 12C GT3	GTC	Yann GOUDY	2:03.660	8 / 10	2:03.349	3 / 6	<b>2:03.349</b>	13.876	169.0
95	67 IMSA PERFORMANCE MATMUT	Porsche 911 GT3 RSR	LMGTE	Erik MARIS	2:03.430	9 / 10	2:03.759	7 / 12	<b>2:03.430</b>	13.957	168.9
96	59 TEAM SOFREV-ASP	Ferrari F458 Italia GT3	GTC	Christophe BOURRET	2:03.648	12 / 13	2:04.073	4 / 7	<b>2:03.648</b>	14.175	168.6
97	99 ART GRAND PRIX	McLaren MP4 12C GT3	GTC	Karim AJLANI	2:03.653	3 / 11	2:04.798	4 / 6	<b>2:03.653</b>	14.180	168.6
98	92 OMBRA RACING	Ferrari F458 Italia GT3	GTC	Marco ZANUTTINI	2:03.881	15 / 17	2:04.331	13 / 16	<b>2:03.881</b>	14.408	168.3
99	59 TEAM SOFREV-ASP	Ferrari F458 Italia GT3	GTC	Pascal GIBON	2:04.317	11 / 14	2:05.359	5 / 6	<b>2:04.317</b>	14.844	167.7
100	85 GULF RACING UK	Aston Martin Vantage V8	LMGTE	Roald GOETHE	2:04.371	10 / 11			<b>2:04.371</b>	14.898	167.6
101	57 SMP RACING	Ferrari F458 Italia GT3	GTC	Boris ROTENBERG	2:08.545	7 / 12	2:08.728	8 / 15	<b>2:08.545</b>	19.072	162.2
102	85 GULF RACING UK	Aston Martin Vantage V8	LMGTE	Daniel BROWN	2:09.496	2 / 3			<b>2:09.496</b>	20.023	161.0
103	56 AT RACING	Ferrari F458 Italia	LMGTE	Mirko VENTURI							

Published at: .....

<b>Race Director:</b>	<b>Timekeeper:</b>
-----------------------	--------------------



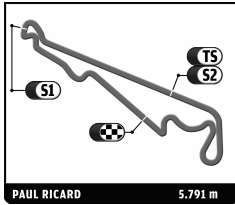
## EUROPEAN LE MANS SERIES

### 4 HOURS OF PAUL RICARD

After Free Practice 2

### Classification by Driver And Class Fastest Lap

Nr	Team	Car	Class	Driver	Time	Laps	Gap	Kph	Session
<b>LMP2</b>									
1	43 NEWBLOOD BY MORAND RACING	Morgan - Judd	LMP2	Christian KLIEN	1:49.473	23		190.4	Free Practice 2
2	38 JOTA SPORT	Zytek Z11SN - Nissan	LMP2	Harry TINCKNELL	1:49.477	26	0.004	190.4	Free Practice 2
3	46 THIRIET BY TDS RACING	Ligier JS P2 - Nissan	LMP2	Tristan GOMMENDY	1:49.612	25	0.139	190.2	Free Practice 2
4	36 SIGNATECH ALPINE	Alpine A450b - Nissan	LMP2	Nelson PANCIATICI	1:49.773	27	0.300	189.9	Free Practice 2
5	48 MURPHY PROTOTYPES	Oreca 03R - Nissan	LMP2	Nathanael BERTHON	1:49.774	31	0.301	189.9	Free Practice 2
6	34 RACE PERFORMANCE	Oreca 03 - Judd	LMP2	Michel FREY	1:50.037	62	0.564	189.5	Free Practice 2
7	48 MURPHY PROTOTYPES	Oreca 03R - Nissan	LMP2	Rodolfo GONZALEZ	1:50.229	22	0.756	189.1	Free Practice 2
8	46 THIRIET BY TDS RACING	Ligier JS P2 - Nissan	LMP2	Ludovic BADEY	1:50.320	26	0.847	189.0	Free Practice 1
9	36 SIGNATECH ALPINE	Alpine A450b - Nissan	LMP2	Oliver WEBB	1:50.640	26	1.167	188.4	Free Practice 1
10	36 SIGNATECH ALPINE	Alpine A450b - Nissan	LMP2	Paul-Loup CHATIN	1:50.726	27	1.253	188.3	Free Practice 2
11	28 GREAVES MOTORSPORT	Zytek Z11SN - Nissan	LMP2	Luciano BACHETA	1:50.801	43	1.328	188.2	Free Practice 2
12	24 SEBASTIEN LOEB RACING	Oreca 03R - Nissan	LMP2	Arthur PIC	1:51.175	27	1.702	187.5	Free Practice 2
13	46 THIRIET BY TDS RACING	Ligier JS P2 - Nissan	LMP2	Pierre THIRIET	1:51.181	25	1.708	187.5	Free Practice 1
14	43 NEWBLOOD BY MORAND RACING	Morgan - Judd	LMP2	Pierre RAGUES	1:51.326	24	1.853	187.3	Free Practice 2
15	38 JOTA SPORT	Zytek Z11SN - Nissan	LMP2	Filipe ALBUQUERQUE	1:51.447	23	1.974	187.1	Free Practice 2
16	43 NEWBLOOD BY MORAND RACING	Morgan - Judd	LMP2	Gary HIRSCH	1:51.651	25	2.178	186.7	Free Practice 1
17	48 MURPHY PROTOTYPES	Oreca 03R - Nissan	LMP2	Pipo DERANI	1:51.662	22	2.189	186.7	Free Practice 1
18	41 GREAVES MOTORSPORT	Zytek Z11SN - Nissan	LMP2	Johnny MOWLEM	1:52.122	32	2.649	185.9	Free Practice 2
19	38 JOTA SPORT	Zytek Z11SN - Nissan	LMP2	Simon DOLAN	1:52.214	27	2.741	185.8	Free Practice 2
20	29 PEGASUS RACING	Morgan - Nissan	LMP2	Julien SCHELL	1:52.222	21	2.749	185.8	Free Practice 2
21	24 SEBASTIEN LOEB RACING	Oreca 03R - Nissan	LMP2	Andrea RODA	1:52.250	33	2.777	185.7	Free Practice 2
22	28 GREAVES MOTORSPORT	Zytek Z11SN - Nissan	LMP2	Mark SHULZHITSKY	1:52.699	26	3.226	185.0	Free Practice 2
23	34 RACE PERFORMANCE	Oreca 03 - Judd	LMP2	Franck MAILLEUX	1:52.876	10	3.403	184.7	Free Practice 2
24	41 GREAVES MOTORSPORT	Zytek Z11SN - Nissan	LMP2	Matthew MCMURRY	1:53.292	40	3.819	184.0	Free Practice 2
25	24 SEBASTIEN LOEB RACING	Oreca 03R - Nissan	LMP2	Vincent CAPILLAIRE	1:53.441	17	3.968	183.8	Free Practice 2
26	29 PEGASUS RACING	Morgan - Nissan	LMP2	Jonathan COLEMAN	1:53.472	20	3.999	183.7	Free Practice 2
27	29 PEGASUS RACING	Morgan - Nissan	LMP2	Nicolas LEUTWILER	1:53.487	17	4.014	183.7	Free Practice 1
<b>LMGTE</b>									
1	72 SMP RACING	Ferrari F458 Italia	LMGTE	Andrea BERTOLINI	1:55.913	28		179.9	Free Practice 2
2	54 AF CORSE	Ferrari F458 Italia	LMGTE	Marco CIOCI	1:56.666	32	0.753	178.7	Free Practice 2
3	80 KESSEL RACING	Ferrari F458 Italia	LMGTE	Giacomo PICCINI	1:56.755	38	0.842	178.6	Free Practice 2
4	55 AF CORSE	Ferrari F458 Italia	LMGTE	Matt GRIFFIN	1:56.821	21	0.908	178.5	Free Practice 2
5	66 JMW MOTORSPORT	Ferrari F458 Italia	LMGTE	James WALKER	1:57.012	25	1.099	178.2	Free Practice 2
6	86 GULF RACING UK	Porsche 911 RSR	LMGTE	Ben BARKER	1:57.241	13	1.328	177.8	Free Practice 2
7	55 AF CORSE	Ferrari F458 Italia	LMGTE	Michele RUGOLO	1:57.399	27	1.486	177.6	Free Practice 2
8	56 AT RACING	Ferrari F458 Italia	LMGTE	Pierre KAFFER	1:57.505	67	1.592	177.4	Free Practice 2
9	70 AF CORSE	Ferrari F458 Italia	LMGTE	Emmanuel COLLARD	1:57.635	22	1.722	177.2	Free Practice 2
10	58 TEAM SOFREV-ASP	Ferrari F458 Italia	LMGTE	Saheil YARI	1:57.643	22	1.730	177.2	Free Practice 2
11	85 GULF RACING UK	Aston Martin Vantage V8	LMGTE	Stuart HALL	1:57.695	12	1.782	177.1	Free Practice 1
12	81 KESSEL RACING	Ferrari F458 Italia	LMGTE	Matteo CRESSONI	1:58.146	20	2.233	176.5	Free Practice 2
13	66 JMW MOTORSPORT	Ferrari F458 Italia	LMGTE	Daniel MCKENZIE	1:58.256	24	2.343	176.3	Free Practice 2
14	76 IMSA PERFORMANCE MATMUT	Porsche 911 GT3 RSR	LMGTE	Nicolas ARMINO	1:58.279	15	2.366	176.3	Free Practice 2
15	81 KESSEL RACING	Ferrari F458 Italia	LMGTE	Thomas KEMENATER	1:58.682	30	2.769	175.7	Free Practice 2
16	86 GULF RACING UK	Porsche 911 RSR	LMGTE	Adam CARROLL	1:58.686	18	2.773	175.7	Free Practice 1
17	67 IMSA PERFORMANCE MATMUT	Porsche 911 GT3 RSR	LMGTE	Eric HELARY	1:58.704	23	2.791	175.6	Free Practice 2
18	56 AT RACING	Ferrari F458 Italia	LMGTE	Alexander TALKANITSA	1:58.743	5	2.830	175.6	Free Practice 1
19	72 SMP RACING	Ferrari F458 Italia	LMGTE	Viktor SHAITAR	1:58.755	21	2.842	175.6	Free Practice 2
20	54 AF CORSE	Ferrari F458 Italia	LMGTE	Michael LYONS	1:58.942	21	3.029	175.3	Free Practice 2
21	66 JMW MOTORSPORT	Ferrari F458 Italia	LMGTE	George RICHARDSON	1:59.236	28	3.323	174.8	Free Practice 2
22	55 AF CORSE	Ferrari F458 Italia	LMGTE	Duncan CAMERON	1:59.258	27	3.345	174.8	Free Practice 2
23	76 IMSA PERFORMANCE MATMUT	Porsche 911 GT3 RSR	LMGTE	Raymond NARAC	1:59.275	25	3.362	174.8	Free Practice 1
24	58 TEAM SOFREV-ASP	Ferrari F458 Italia	LMGTE	Fabien BARTHEZ	1:59.312	23	3.399	174.7	Free Practice 1
25	58 TEAM SOFREV-ASP	Ferrari F458 Italia	LMGTE	Anthony PONS	1:59.368	24	3.455	174.6	Free Practice 2
26	80 KESSEL RACING	Ferrari F458 Italia	LMGTE	Michael BRONISZEWSKI	1:59.780	30	3.867	174.0	Free Practice 2
27	70 AF CORSE	Ferrari F458 Italia	LMGTE	Yannick MALLEGOL	1:59.838	24	3.925	174.0	Free Practice 2
28	72 SMP RACING	Ferrari F458 Italia	LMGTE	Sergey ZLOBIN	1:59.917	24	4.004	173.9	Free Practice 1
29	70 AF CORSE	Ferrari F458 Italia	LMGTE	François PERRODO	2:00.217	21	4.304	173.4	Free Practice 2
30	54 AF CORSE	Ferrari F458 Italia	LMGTE	Piergiuseppe PERAZZINI	2:00.804	22	4.891	172.6	Free Practice 2
31	86 GULF RACING UK	Porsche 911 RSR	LMGTE	Michael WAINWRIGHT	2:02.373	38	6.460	170.4	Free Practice 1
32	67 IMSA PERFORMANCE MATMUT	Porsche 911 GT3 RSR	LMGTE	Jean-Marc MERLIN	2:02.676	20	6.763	169.9	Free Practice 2



## EUROPEAN LE MANS SERIES

### 4 HOURS OF PAUL RICARD

After Free Practice 2

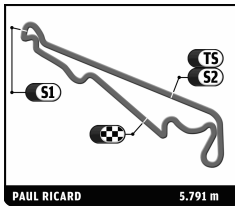
### Classification by Driver And Class Fastest Lap

Nr	Team	Car	Class	Driver	Time	Laps	Gap	Kph	Session
33	76 IMSA PERFORMANCE MATMUT	Porsche 911 GT3 RSR	LMGTE	Christina NIELSEN	2:02.808	30	6.895	169.8	Free Practice 2
34	67 IMSA PERFORMANCE MATMUT	Porsche 911 GT3 RSR	LMGTE	Erik MARIS	2:03.430	22	7.517	168.9	Free Practice 1
35	85 GULF RACING UK	Aston Martin Vantage V8	LMGTE	Road GoETHE	2:04.371	11	8.458	167.6	Free Practice 1
36	85 GULF RACING UK	Aston Martin Vantage V8	LMGTE	Daniel BROWN	2:09.496	3	13.583	161.0	Free Practice 1
56	AT RACING	Ferrari F458 Italia	LMGTE	Mirko VENTURI					
<b>GTC</b>									
1	75 PROSPEED COMPETITION	Porsche GT3 R	GTC	Mike PARISY	1:58.452	27		176.0	Free Practice 2
2	71 SMP RACING	Ferrari F458 Italia GT3	GTC	Luca PERSIANI	1:58.613	14	0.161	175.8	Free Practice 2
3	94 AF CORSE	Ferrari F458 Italia GT3	GTC	Francesco CASTELACCI	1:58.713	20	0.261	175.6	Free Practice 2
4	57 SMP RACING	Ferrari F458 Italia GT3	GTC	Mika SALO	1:59.172	17	0.720	174.9	Free Practice 2
5	59 TEAM SOFREV-ASP	Ferrari F458 Italia GT3	GTC	Jean-Philippe BELLOC	1:59.481	15	1.029	174.5	Free Practice 2
6	95 AF CORSE	Ferrari F458 Italia GT3	GTC	Cedric SBIRAZZUOLI	1:59.546	34	1.094	174.4	Free Practice 2
7	57 SMP RACING	Ferrari F458 Italia GT3	GTC	Maurizio MEDIANI	1:59.663	20	1.211	174.2	Free Practice 1
8	73 SMP RACING	Ferrari F458 Italia GT3	GTC	David MARKOZOV	1:59.928	24	1.476	173.8	Free Practice 1
9	98 ART GRAND PRIX	McLaren MP4 12C GT3	GTC	Kevin KORJUS	1:59.943	19	1.491	173.8	Free Practice 1
10	78 TEAM RUSSIA BY BARWELL	BMW Z4 GT3	GTC	Jonathan COCKER	1:59.997	21	1.545	173.7	Free Practice 1
11	93 PRO GT BY ALMERAS	Porsche 997 GT3R	GTC	Franck PERERA	2:00.092	20	1.640	173.6	Free Practice 1
12	94 AF CORSE	Ferrari F458 Italia GT3	GTC	Andrea RIZZOLI	2:00.125	15	1.673	173.5	Free Practice 2
13	73 SMP RACING	Ferrari F458 Italia GT3	GTC	Olivier BERETTA	2:00.327	23	1.875	173.3	Free Practice 2
14	98 ART GRAND PRIX	McLaren MP4 12C GT3	GTC	Alex BRUNDLE	2:00.358	18	1.906	173.2	Free Practice 1
15	71 SMP RACING	Ferrari F458 Italia GT3	GTC	Kirill LADYGIN	2:00.382	24	1.930	173.2	Free Practice 2
16	60 FORMULA RACING	Ferrari F458 Italia GT3	GTC	Jan MAGNUSSEN	2:00.390	11	1.938	173.2	Free Practice 1
17	73 SMP RACING	Ferrari F458 Italia GT3	GTC	Anton LADYGIN	2:00.498	25	2.046	173.0	Free Practice 1
18	60 FORMULA RACING	Ferrari F458 Italia GT3	GTC	Johnny LAURSEN	2:00.680	17	2.228	172.8	Free Practice 1
19	60 FORMULA RACING	Ferrari F458 Italia GT3	GTC	Mikkel MAC	2:00.791	16	2.339	172.6	Free Practice 2
20	63 AF CORSE	Ferrari F458 Italia GT3	GTC	Filipe BARREIROS	2:00.987	39	2.535	172.3	Free Practice 2
21	95 AF CORSE	Ferrari F458 Italia GT3	GTC	Adrien DE LEENER	2:01.338	27	2.886	171.8	Free Practice 2
22	75 PROSPEED COMPETITION	Porsche GT3 R	GTC	Max VAN SPLUNTEREN	2:01.379	21	2.927	171.8	Free Practice 2
23	71 SMP RACING	Ferrari F458 Italia GT3	GTC	Aleksey BASOV	2:01.509	32	3.057	171.6	Free Practice 1
24	98 ART GRAND PRIX	McLaren MP4 12C GT3	GTC	Grégoire DEMOUSTIER	2:01.602	30	3.150	171.4	Free Practice 1
25	92 OMBRA RACING	Ferrari F458 Italia GT3	GTC	Mario CORDONI	2:01.744	37	3.292	171.2	Free Practice 1
26	93 PRO GT BY ALMERAS	Porsche 997 GT3R	GTC	Lucas LASSERRE	2:01.804	23	3.352	171.2	Free Practice 1
27	75 PROSPEED COMPETITION	Porsche GT3 R	GTC	Gilles VANNELET	2:01.928	14	3.476	171.0	Free Practice 2
28	94 AF CORSE	Ferrari F458 Italia GT3	GTC	Thomas FLOHR	2:01.937	30	3.485	171.0	Free Practice 1
29	93 PRO GT BY ALMERAS	Porsche 997 GT3R	GTC	Eric DERMONT	2:02.462	12	4.010	170.2	Free Practice 1
30	99 ART GRAND PRIX	McLaren MP4 12C GT3	GTC	Ricardo GONZALEZ	2:02.653	30	4.201	170.0	Free Practice 1
31	78 TEAM RUSSIA BY BARWELL	BMW Z4 GT3	GTC	Timur SARDAROV	2:02.852	29	4.400	169.7	Free Practice 2
32	63 AF CORSE	Ferrari F458 Italia GT3	GTC	Mads RASMUSSEN	2:03.090	32	4.638	169.4	Free Practice 2
33	78 TEAM RUSSIA BY BARWELL	BMW Z4 GT3	GTC	Leonid MACHITSKI	2:03.145	20	4.693	169.3	Free Practice 1
34	98 ART GRAND PRIX	McLaren MP4 12C GT3	GTC	Yann GOUDY	2:03.349	16	4.897	169.0	Free Practice 2
35	59 TEAM SOFREV-ASP	Ferrari F458 Italia GT3	GTC	Christophe BOURRET	2:03.648	20	5.196	168.6	Free Practice 1
36	99 ART GRAND PRIX	McLaren MP4 12C GT3	GTC	Karim AJLANI	2:03.653	17	5.201	168.6	Free Practice 1
37	92 OMBRA RACING	Ferrari F458 Italia GT3	GTC	Marco ZANUTTINI	2:03.881	33	5.429	168.3	Free Practice 1
38	59 TEAM SOFREV-ASP	Ferrari F458 Italia GT3	GTC	Pascal GIBON	2:04.317	20	5.865	167.7	Free Practice 1
39	57 SMP RACING	Ferrari F458 Italia GT3	GTC	Boris ROTENBERG	2:08.545	27	10.093	162.2	Free Practice 1

Published at: .....

<b>Race Director:</b>	<b>Timekeeper:</b>
-----------------------	--------------------





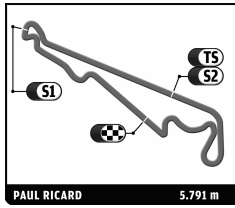
## EUROPEAN LE MANS SERIES

### 4 HOURS OF PAUL RICARD

#### Free Practice 2

#### Best Sector Times

SECTOR 1			SECTOR 2			SECTOR 3			Pos	Team	Cl	Ideal Lap	Best Lap
Pos	Driver	Time	Driver	Time	Driver	Time	Pos	Team	Cl	Ideal Lap	Best Lap		
1	36 N.PANCIATICI	32.905	48 N.BERTHON	28.663	38 H.TINCKNELL	47.383	1	43 NEWBLOOD BY MICRAND RACING	LMP2	1'49.344	1:49.473 (1)		
2	43 C.KLIEN	32.947	43 C.KLIEN	28.839	43 C.KLIEN	47.558	2	36 SIGNATECH ALPINE	LMP2	1'49.537	1:49.773 (4)		
3	48 N.BERTHON	33.015	36 P.CHATIN	28.856	46 T.GOMMENDY	47.617	3	48 MURPHY PROTOTYPES	LMP2	1'49.576	1:49.774 (5)		
4	46 T.GOMMENDY	33.114	34 M.FREY	28.878	36 N.PANCIATICI	47.776	4	46 THIRIET BY TDS RACING	LMP2	1'49.671	1:49.612 (3)		
5	24 A.PIC	33.231	46 T.GOMMENDY	28.940	34 M.FREY	47.855	5	38 JOTA SPORT	LMP2	1'49.734	1:49.477 (2)		
6	38 H.TINCKNELL	33.265	28 M.SHULZHITSKIY	29.037	48 N.BERTHON	47.898	6	34 RACE PERFORMANCE	LMP2	1'50.472	1:50.037 (6)		
7	41 J.MOWLEM	33.493	38 H.TINCKNELL	29.086	28 L.BACHETA	48.447	7	28 GREAVES MOTORSPORT	LMP2	1'51.112	1:50.801 (7)		
8	28 L.BACHETA	33.628	29 N.LEUTWILER	29.107	41 J.MOWLEM	48.738	8	24 SEBASTIEN LOEB RACING	LMP2	1'51.139	1:51.175 (8)		
9	34 M.FREY	33.739	24 V.CAPILLAIRE	29.151	24 A.PIC	48.757	9	41 GREAVES MOTORSPORT	LMP2	1'51.386	1:52.122 (9)		
10	29 J.COLEMAN	34.068	41 J.MOWLEM	29.155	29 J.SCHELL	48.954	10	29 PEGASUS RACING	LMP2	1'52.129	1:52.222 (10)		
11	54 M.CIOCI	34.942	54 M.CIOCI	29.689	72 A.BERTOLINI	51.570	11	55 AF CORSE	LMGTE	1'56.450	1:56.821 (14)		
12	55 M.GRIFFIN	34.977	55 M.RUGOLO	29.721	55 M.GRIFFIN	51.752	12	72 SMP RACING	LMGTE	1'56.587	1:55.913 (11)		
13	70 E.COLLARD	35.171	67 E.HELARY	29.736	66 J.WALKER	51.830	13	54 AF CORSE	LMGTE	1'56.666	1:56.666 (12)		
14	56 P.KAFFER	35.176	80 G.PICCINI	29.765	80 G.PICCINI	51.889	14	80 KESSEL RACING	LMGTE	1'56.987	1:56.755 (13)		
15	72 A.BERTOLINI	35.189	72 A.BERTOLINI	29.828	86 B.BARKER	51.989	15	66 JMW MOTORSPORT	LMGTE	1'56.996	1:57.012 (15)		
16	66 J.WALKER	35.313	66 D.MCKENZIE	29.853	54 M.CIOCI	52.035	16	70 AF CORSE	LMGTE	1'57.250	1:57.635 (18)		
17	80 G.PICCINI	35.333	56 P.KAFFER	29.862	70 E.COLLARD	52.043	17	56 AT RACING	LMGTE	1'57.316	1:57.505 (17)		
18	76 N.ARMINDO	35.387	58 S.AYARI	29.935	58 S.AYARI	52.223	18	86 GULF RACING UK	LMGTE	1'57.514	1:57.241 (16)		
19	58 S.AYARI	35.422	76 N.ARMINDO	29.984	56 P.KAFFER	52.278	19	58 TEAM SOFREV-ASP	LMGTE	1'57.580	1:57.643 (19)		
20	86 B.BARKER	35.426	94 F.CASTELLACCI	30.029	75 M.PARISY	52.347	20	76 IMSA PERFORMANCE MATMUT	LMGTE	1'57.965	1:58.279 (21)		
21	75 M.PARISY	35.478	81 T.KEMENATER	30.031	81 M.CRESSONI	52.403	21	81 KESSEL RACING	LMGTE	1'58.030	1:58.146 (20)		
22	81 M.CRESSONI	35.596	70 E.COLLARD	30.036	76 N.ARMINDO	52.594	22	75 PROSPEED COMPETITION	GTC	1'58.195	1:58.452 (22)		
23	94 F.CASTELLACCI	35.629	57 M.SALO	30.054	71 L.PERSIANI	52.812	23	94 AF CORSE	GTC	1'58.526	1:58.713 (25)		
24	95 C.SBIRRAZZUOLI	35.789	73 O.BERETTA	30.077	94 F.CASTELLACCI	52.868	24	67 IMSA PERFORMANCE MATMUT	LMGTE	1'58.666	1:58.704 (24)		
25	59 J.BELLOC	35.846	86 B.BARKER	30.099	67 E.HELARY	52.937	25	57 SMP RACING	GTC	1'59.083	1:59.172 (26)		
26	93 F.PERERA	35.886	95 C.SBIRRAZZUOLI	30.189	59 J.BELLOC	53.061	26	71 SMP RACING	GTC	1'59.241	1:58.613 (23)		
27	60 M.MAC	35.952	93 F.PERERA	30.311	78 J.CKER	53.063	27	59 TEAM SOFREV-ASP	GTC	1'59.352	1:59.481 (27)		
28	57 M.SALO	35.953	60 J.LAURSEN	30.356	57 M.SALO	53.076	28	95 AF CORSE	GTC	1'59.353	1:59.546 (28)		
29	67 E.HELARY	35.993	75 M.PARISY	30.370	95 C.SBIRRAZZUOLI	53.375	29	93 PRO GT BY ALMERAS	GTC	1'59.619	2:00.155 (30)		
30	71 K.LADYGIN	36.038	71 K.LADYGIN	30.391	93 F.PERERA	53.422	30	78 TEAM RUSSIA BY BARWELL	GTC	2'00.008	2:00.039 (29)		
31	73 O.BERETTA	36.161	59 J.BELLOC	30.445	99 A.BRUNDLE	53.866	31	73 SMP RACING	GTC	2'00.237	2:00.327 (31)		
32	78 J.CKER	36.209	63 F.BARREIROS	30.511	98 K.KORJUS	53.986	32	60 FORMULA RACING	GTC	2'00.294	2:00.791 (33)		
33	99 A.BRUNDLE	36.315	99 A.BRUNDLE	30.570	60 M.MAC	53.986	33	99 ART GRAND PRIX	GTC	2'00.751	2:00.751 (32)		
34	98 K.KORJUS	36.513	98 K.KORJUS	30.589	73 O.BERETTA	53.999	34	98 ART GRAND PRIX	GTC	2'01.088	2:01.193 (35)		
35	63 F.BARREIROS	36.638	92 M.CORDONI	30.612	63 F.BARREIROS	54.214	35	63 AF CORSE	GTC	2'01.363	2:00.987 (34)		
36	92 M.CORDONI	36.644	78 J.CKER	30.736	92 M.CORDONI	55.207	36	92 OMBRA RACING	GTC	2'02.463	2:02.589 (36)		



## EUROPEAN LE MANS SERIES

### 4 HOURS OF PAUL RICARD

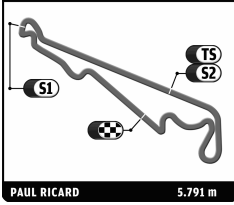
After Free Practice 2

Event maximum speed

Team	Car	Class	Driver	Top Speed	Lap	Session
73 SMP RACING	Ferrari F458 Italia GT3	GTC	Olivier BERETTA	288.0	4	Free Practice 2
94 AF CORSE	Ferrari F458 Italia GT3	GTC	Francesco CASTELLACCI	288.0	5	Free Practice 1
72 SMP RACING	Ferrari F458 Italia	LMGTE	Sergey ZLOBIN	287.2	4	Free Practice 2
57 SMP RACING	Ferrari F458 Italia GT3	GTC	Mika SALO	287.2	5	Free Practice 2
36 SIGNATECH ALPINE	Alpine A450b - Nissan	LMP2	Paul-Loup CHATIN	286.5	7	Free Practice 1
58 TEAM SOFREV-ASP	Ferrari F458 Italia	LMGTE	Anthony PONS	286.5	20	Free Practice 1
66 JMW MOTORSPORT	Ferrari F458 Italia	LMGTE	George RICHARDSON	286.5	5	Free Practice 2
67 IMSA PERFORMANCE MATMUT	Porsche 911 GT3 RSR	LMGTE	Eric HELARY	286.5	25	Free Practice 2
71 SMP RACING	Ferrari F458 Italia GT3	GTC	Kirill LADYGIN	285.7	37	Free Practice 1
34 RACE PERFORMANCE	Oreca 03 - Judd	LMP2	Michel FREY	285.0	35	Free Practice 2
46 THIRIET BY TDS RACING	Ligier JS P2 - Nissan	LMP2	Ludovic BADEY	285.0	36	Free Practice 2
80 KESSEL RACING	Ferrari F458 Italia	LMGTE	Giacomo PICCINI	285.0	23	Free Practice 1
60 FORMULA RACING	Ferrari F458 Italia GT3	GTC	Johnny LAURSEN	285.0	11	Free Practice 2
92 OMBRA RACING	Ferrari F458 Italia GT3	GTC	Mario CORDONI	285.0	12	Free Practice 1
76 IMSA PERFORMANCE MATMUT	Porsche 911 GT3 RSR	LMGTE	Raymond NARAC	284.2	5	Free Practice 1
95 AF CORSE	Ferrari F458 Italia GT3	GTC	Cedric SBIRRAZZUOLI	284.2	32	Free Practice 1
55 AF CORSE	Ferrari F458 Italia	LMGTE	Matt GRIFFIN	283.5	10	Free Practice 1
56 AT RACING	Ferrari F458 Italia	LMGTE	Pierre KAFFER	283.5	34	Free Practice 1
93 PRO GT BY ALMERAS	Porsche 997 GT3R	GTC	Franck PERERA	283.5	9	Free Practice 2
24 SEBASTIEN LOEB RACING	Oreca 03R - Nissan	LMP2	Arthur PIC	282.7	33	Free Practice 1
48 MURPHY PROTOTYPES	Oreca 03R - Nissan	LMP2	Nathanael BERTHON	282.7	4	Free Practice 2
54 AF CORSE	Ferrari F458 Italia	LMGTE	Piergiuseppe PERAZZINI	282.7	29	Free Practice 1
29 PEGASUS RACING	Morgan - Nissan	LMP2	Nicolas LEUTWILER	282.0	35	Free Practice 1
59 TEAM SOFREV-ASP	Ferrari F458 Italia GT3	GTC	Jean-Philippe BELLOC	282.0	3	Free Practice 1
63 AF CORSE	Ferrari F458 Italia GT3	GTC	Filipe BARREIROS	282.0	15	Free Practice 2
99 ART GRAND PRIX	McLaren MP4 12C GT3	GTC	Karim AJLANI	281.2	13	Free Practice 2
41 GREAVES MOTORSPORT	Zytek Z11SN - Nissan	LMP2	Johnny MOWLEM	280.5	5	Free Practice 2
70 AF CORSE	Ferrari F458 Italia	LMGTE	François PERRODO	280.5	11	Free Practice 2
28 GREAVES MOTORSPORT	Zytek Z11SN - Nissan	LMP2	Mark SHULZHITSKIY	279.8	36	Free Practice 2
81 KESSEL RACING	Ferrari F458 Italia	LMGTE	Matteo CRESSONI	279.8	6	Free Practice 1
75 PROSPEED COMPETITION	Porsche GT3 R	GTC	Max VAN SPLUNTEREN	279.8	23	Free Practice 1
98 ART GRAND PRIX	McLaren MP4 12C GT3	GTC	Grégoire DEMOUSTIER	279.8	32	Free Practice 2
43 NEWBLOOD BY MORAND RACING	Morgan - Judd	LMP2	Christian KLIEN	278.4	31	Free Practice 1
38 JOTA SPORT	Zytek Z11SN - Nissan	LMP2	Harry TINCKNELL	277.6	28	Free Practice 1
86 GULF RACING UK	Porsche 911 RSR	LMGTE	Michael WAINWRIGHT	275.5	23	Free Practice 1
78 TEAM RUSSIA BY BARWELL	BMW Z4 GT3	GTC	Jonathan COCKER	274.8	2	Free Practice 2
85 GULF RACING UK	Aston Martin Vantage V8	LMGTE	Stuart HALL	270.0	7	Free Practice 1



# 4 HOURS PAUL RICARD



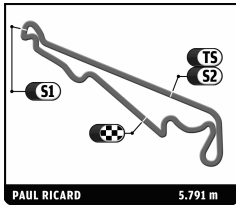
## EUROPEAN LE MANS SERIES

### 4 HOURS OF PAUL RICARD

#### Free Practice 2

#### Fastest Lap Sequence

Practice Time	Team	Car	Class	Driver	Time	Kph	Lap
3:57.655	34 RACE PERFORMANCE	Oreca 03 - Judd	LMP2	Michel FREY	1:51.297	187.3	2
5:58.630	43 NEWBLOOD BY MORAND RACING	Morgan - Judd	LMP2	Christian KLIEN	1:50.079	189.4	3
7:48.103	43 NEWBLOOD BY MORAND RACING	Morgan - Judd	LMP2	Christian KLIEN	1:49.473	190.4	4

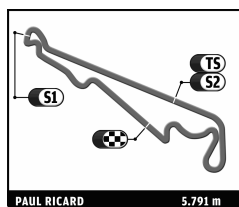


## EUROPEAN LE MANS SERIES 4 HOURS OF PAUL RICARD

### Free Practice 2

### Sector Analysis

								<span style="color: green;">■</span> Personal Best <span style="color: purple;">■</span> Session Best <span style="color: blue;">■</span> Crossing the finish line in pit lane									
Lap	D	Time	Sector 1	Sector 2	Sector 3	T. Spd	Elapsed	Lap	D	Time	Sector 1	Sector 2	Sector 3	T. Spd	Elapsed		
<b>24</b> SEBASTIEN LOEB RACING 1.Vincent CAPILLAIRE      3.Arthur PIC 2.Andrea RODA Oreca 03R - Nissan LMP2																	
1	1	2:08.563	46.473	30.482	51.608	267.3	2:08.563	14	2	1:53.558	34.184	29.037	50.337	279.1	30:51.735		
2	1	1:54.867	35.068	29.546	50.253	272.0	4:03.430	15	2	1:52.699	33.963	29.310	49.426	275.5	32:44.434		
3	1	1:53.610	34.283	29.387	49.940	271.4	5:57.040	16	2	6:46.224 <span style="color: blue;">B</span>	34.977	29.762	5:41.485	275.5	39:30.658		
4	1	2:03.367 <span style="color: blue;">B</span>	33.947	29.680	59.740	263.4	8:00.407	17	2	2:17.424			55.600	266.7	41:48.082		
5	1	4:55.786	3:35.324	29.227	51.235	278.4	12:56.193	18	2	1:53.827	34.505	29.475	49.847	274.1	43:41.909		
6	1	1:53.774	34.498	29.415	49.861	272.0	14:49.967	19	2	1:54.780	34.159	29.330	51.291	276.2	45:36.689		
7	1	1:55.545	34.287	29.209	52.049	275.5	16:45.512	20	2	1:54.182	34.147	29.597	50.438	275.5	47:30.871		
8	1	1:56.298	34.562	31.027	50.709	273.4	18:41.810	21	2	4:34.479 <span style="color: blue;">B</span>	34.069	30.553	3:29.857	276.2	52:05.350		
9	1	1:53.867	33.758	29.151	50.958	278.4	20:35.677	22	1	2:12.664	51.131	29.732	51.801	274.1	54:18.014		
10	1	1:53.441	34.109	29.272	50.060	275.5	22:29.118	23	1	1:55.813	35.888	29.464	50.461	274.8	56:13.827		
11	1	2:03.411 <span style="color: blue;">B</span>	34.218	29.285	59.908	274.1	24:32.529	24	1	5:04.582 <span style="color: blue;">B</span>	34.505	29.382	4:00.695	275.5	1:01:18.409		
12	2	5:58.291	4:35.841	29.937	52.513	274.1	30:30.820	25	1	2:12.487	51.605	29.883	50.999	274.8	1:03:30.896		
13	2	1:57.695	35.525	30.888	51.282	272.7	32:28.515	26	1	1:54.777	34.878	29.505	50.394	275.5	1:05:25.673		
14	2	1:59.570	35.512	29.519	54.539	276.2	34:28.085	27	1	5:24.925 <span style="color: blue;">B</span>	34.053	29.993	4:20.879	272.7	1:10:50.598		
15	2	1:55.478	35.269	29.575	50.634		36:23.563	28	1	2:11.692			50.141	272.0	1:13:02.290		
16	2	1:55.887	35.240	29.914	50.733		38:19.450	29	1	1:51.036			48.622	274.1	1:14:53.326		
17	2	1:55.093	35.213	29.451	50.429	275.5	40:14.543	30	1	1:50.801			48.488	276.2	1:16:44.127		
18	2	2:05.466 <span style="color: blue;">B</span>	34.777	29.346	1:01.343	276.9	42:20.009	31	1	1:51.260			48.447	274.8	1:18:35.387		
19	2	5:38.153	4:11.739	29.944	56.470	237.4	47:58.162	32	1	3:26.305 <span style="color: blue;">B</span>			2:23.230	274.8	1:22:01.692		
20	2	1:56.093	34.924	29.559	51.610	273.4	49:54.255	33	2	2:11.503	51.611	29.347	50.545	274.8	1:24:13.195		
21	2	1:55.887	34.698	29.179	52.010	277.6	51:50.142	34	2	1:53.034	33.970	29.291	49.773	275.5	1:26:06.229		
22	2	2:04.139 <span style="color: blue;">B</span>	34.590	29.169	1:00.380	277.6	53:54.281	35	2	1:54.318	34.113	29.451	50.754	278.4	1:28:00.547		
23	3	4:17.112 <span style="color: blue;">B</span>	2:38.688	31.539	1:06.885	274.8	58:11.393	36	2	1:59.423	34.731	29.534	55.158	279.8	1:29:59.970		
24	3	3:33.693	2:11.579	29.951	52.163	275.5	1:01:45.086	37	2	1:55.873	34.633	29.560	51.680	276.9	1:31:55.843		
25	3	1:51.175	33.231	29.187	48.757	274.8	1:03:36.261										
26	3	1:52.637	33.822	29.205	49.610	275.5	1:05:28.898										
27	3	1:54.035	33.646	29.370	51.019	275.5	1:07:22.933										
28	3	2:00.587 <span style="color: blue;">B</span>			58.299	271.4	1:09:23.520										
29	2	3:09.807			50.673	272.7	1:12:33.327										
30	2	1:57.176			50.315	271.4	1:14:30.503										
31	2	1:53.387			50.007	273.4	1:16:23.890										
32	2	2:01.544 <span style="color: blue;">B</span>			57.999	274.1	1:18:25.434										
33	2	3:32.814			50.390	273.4	1:21:58.248										
34	2	1:56.035	34.206	29.218	52.611	273.4	1:23:54.283										
35	2	1:54.506	35.282	29.303	49.921	274.8	1:25:48.789										
36	2	1:55.892	33.627	29.157	53.108	276.2	1:27:44.681										
37	2	1:52.728	33.966	29.347	49.415	273.4	1:29:37.409										
38	2	1:52.250	33.639	29.168	49.443	274.1	1:31:29.659										
<b>28</b> GREAVES MOTORSPORT 1.Luciano BACHETA 2.Mark SHULZHITSKIY Zylek Z11SN - Nissan LMP2																	
1	1	2:43.255	1:21.716	30.210	51.329	272.0	2:43.255										
2	1	1:54.800	34.946	29.412	50.442	274.1	4:38.055										
3	1	1:53.954	34.177	29.246	50.531	274.8	6:32.009										
4	1	1:52.670	34.138	29.444	49.088	274.8	8:24.679										
5	1	1:52.560	33.628	29.817	49.115	272.7	10:17.239										
6	1	1:52.934	33.816	29.554	49.564	273.4	12:10.173										
7	1	5:00.315 <span style="color: blue;">B</span>	33.870	29.153	3:57.292	274.1	17:10.488										
8	2	2:12.286	51.047	29.554	51.685	272.7	19:22.774										
9	2	1:55.012	34.355	29.393	51.264	276.2	21:17.786										
10	2	1:54.377	34.400	29.368	50.609	275.5	23:12.163										
11	2	1:53.860	34.122	29.625	50.113	276.2	25:06.023										
12	2	1:53.771	34.461	29.264	50.046	276.2	26:59.794										
13	2	1:58.383	37.631	30.284	50.468	276.9	28:58.177										
<b>29</b> PEGASUS RACING 1.Julien SCHELL 2.Nicolas LEUTWILER 3.Jonathan COLEMAN Morgan - Nissan LMP2																	
1	3	3:19.211	1:54.557	31.967	52.687	264.7	3:19.211										
2	3	1:56.178	35.120	29.846	51.212	272.7	5:15.389										
3	3	1:55.900	34.701	29.548	51.651	278.4	7:11.289										
4	3	1:55.349	35.149	29.554	50.646	275.5	9:06.638										
5	3	1:55.479	34.523	29.468	51.488	277.6	11:02.117										
6	3	2:07.925 <span style="color: blue;">B</span>	35.256	29.535	1:03.134	279.1	13:10.042										
7	2	8:04.749	6:42.588	30.393	51.768	274.8	21:14.791										
8	2	1:54.090	34.686	29.237	50.167	275.5	23:08.881										
9	2	1:55.396	34.710	29.214	51.472	279.8	25:04.277										
10	2	1:54.287	34.125	29.228	50.934	281.2	26:58.564										
11	2	2:03.199 <span style="color: blue;">B</span>	34.588	29.107	59.504	280.5	29:01.763										
12	3	15:00.189	...	30.988	51.827	273.4	44:01.952										
13	3	1:58.342	37.360	30.244	50.738	273.4	46:00.294										
14	3	1:53.980	34.462	29.400	50.118	276.9	47:54.274										
15	3	1:56.468	34.598	30.388	51.482	279.1	49:50.742										
16	3	1:53.472	34.068	29.960	49.444	273.4	51:44.214										
17	3	2:02.680 <span style="color: blue;">B</span>	34.721	29.197	58.762	276.2	53:46.894										
18	1	9:50.549	8:28.230	29.821	52.498	273.4	1:03:37.443										
19	1	1:53.966	34.697	29.711	49.558	275.5	1:05:31.409										
20	1	1:53.184			49.930	279.1	1:07:24.593										
21	1	1:53.798			50.913	277.6	1:09:18.391										
22	1	1:52.222			48.954	276.2	1:11:10.613										
23	1	2:08.901 <span style="color: blue;">B</span>			1:04.868	266.7	1:13:19.514										
<b>34</b> RACE PERFORMANCE 1.Michel FREY 2.Franck MAILLEUX Oreca 03 - Judd LMP2																	
1	1	2:06.358	47.597	29.203	49.558	273.4	2:06.358										
2	1	1:51.297	33.928	28.908	48.461	276.9	3:57.655										
3	1	1:51.458	33.739	28.957	48.762	279.1	5:49.113										
4	1	1:53.784	34.485	30.055	49.244	277.6	7:42.897										



## EUROPEAN LE MANS SERIES

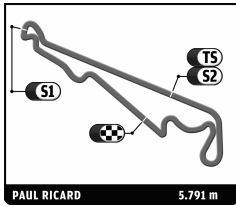
### 4 HOURS OF PAUL RICARD

#### Free Practice 2

#### Sector Analysis

							Personal Best		Session Best		B Crossing the finish line in pit lane				
Lap	D	Time	Sector 1	Sector 2	Sector 3	T. Spd	Elapsed	Lap	D	Time	Sector 1	Sector 2	Sector 3	T. Spd	Elapsed
5	1	3:53.163B	34.137	28.966	2:50.060	282.7	11:36.060	23	3	1:53.466	34.444	29.265	49.757	278.4	45:47.747
6	1	2:08.934	50.605	29.024	49.305	278.4	13:44.994	24	3	1:53.194	34.195	29.468	49.531	274.8	47:40.941
7	1	1:53.938	35.781	29.190	48.967	279.1	15:38.932	25	3	1:54.255	35.108	29.384	49.763	274.1	49:35.196
8	1	1:51.940	33.989	28.934	49.017	278.4	17:30.872	26	3	1:55.483	34.344	29.194	51.945	281.2	51:30.679
9	1	11:16.448B	33.913	42.103	...	277.6	28:47.320	27	3	1:53.332	34.082	29.350	49.900	276.9	53:24.011
10	2	2:15.686	52.806	29.308	53.572	279.8	31:03.006	28	3	3:16.349B	36.246	29.678	2:10.425	274.1	56:40.360
11	2	1:54.255	34.656	29.349	50.250	277.6	32:57.261	29	2	2:22.997	1:01.663	29.650	51.684	272.0	59:03.357
12	2	1:53.933	34.421	29.313	50.199	278.4	34:51.194	30	2	6:13.647B	34.637	29.712	5:09.298	274.1	1:05:17.004
13	2	1:54.650			50.872	277.6	36:45.844	31	2	2:10.995			50.233	275.5	1:07:27.999
14	2	3:21.273B			2:16.553	278.4	40:07.117	32	2	1:55.701			50.704	274.8	1:09:23.700
15	1	2:12.082	51.956	29.323	50.803	278.4	42:19.199	33	2	1:55.617			51.562	275.5	1:11:19.317
16	1	1:54.649	34.757	29.195	50.697	279.1	44:13.848	34	2	3:06.615B			2:00.969	274.1	1:14:25.932
17	1	1:53.850	34.528	29.287	50.035	278.4	46:07.698	35	2	2:11.888			52.531	274.1	1:16:37.820
18	1	1:52.913	34.552	29.185	49.176	274.8	48:00.611	36	2	1:50.418			47.795	270.0	1:18:28.238
19	1	1:53.951	34.051	29.144	50.756	279.8	49:54.562	37	2	1:50.422			48.212	272.7	1:20:18.660
20	1	5:48.130B	34.741	29.370	4:44.019	271.4	55:42.692	38	2	1:51.089			48.422	274.8	1:22:09.749
21	2	2:10.371	50.607	30.176	49.588	279.8	57:53.063	39	2	1:49.773	32.905	29.092	47.776	273.4	1:23:59.522
22	2	1:52.876	34.609	29.087	49.180	279.8	59:45.939	40	2	1:52.426	33.977	29.248	49.201	275.5	1:25:51.948
23	2	1:53.484	34.579	29.779	49.126	279.1	1:01:39.423	41	2	1:55.160	33.594	28.961	52.605	270.7	1:27:47.108
24	2	5:23.325B	34.198	29.006	4:20.121	278.4	1:07:02.748	42	2	1:50.651	33.227	29.153	48.271	273.4	1:29:37.759
25	1	2:10.162			50.207	276.2	1:09:12.910	43	2	1:52.427	33.679	29.051	49.697	277.6	1:31:30.186
26	1	1:50.037			47.855	277.6	1:11:02.947	<div style="border: 1px solid black; padding: 5px;"> <b>38</b> JOTA SPORT            1.Simon DOLAN            2.Harry TINCKNELL            3.Filipe ALBUQUERQUE            Zytek Z11SN - Nissan            LMP2         </div>							
27	1	1:55.468			53.029	276.2	1:12:58.415								
28	1	1:51.986			49.966	279.8	1:14:50.401								
29	1	1:51.477			49.034	277.6	1:16:41.878								
30	1	2:57.539B			1:55.246	278.4	1:19:39.417								
31	1	2:14.604			50.238	274.8	1:21:54.021								
32	1	1:53.409	34.412	29.047	49.950	276.9	1:23:47.430								
33	1	1:53.374	33.785	29.056	50.533	279.8	1:25:40.804								
34	1	1:58.273	35.674	29.770	52.829	272.0	1:27:39.077								
35	1	1:52.218	33.808	28.878	49.532	285.0	1:29:31.295								
36	1	1:52.840	34.174	29.042	49.624	277.6	1:31:24.135								
							<div style="border: 1px solid black; padding: 5px;"> <b>36</b> SIGNATECH ALPINE            1.Paul-Loup CHATIN            2.Nelson PANCIATICI            3.Oliver WEBB            Alpine A450b - Nissan            LMP2         </div>								
1	1	2:48.671	1:27.221	30.854	50.596	271.4	2:48.671	1	3	2:32.754	1:09.310	30.633	52.811	270.7	2:32.754
2	1	1:54.566	34.725	30.019	49.822	273.4	4:43.237	2	3	1:54.163	34.140	29.462	50.561	276.9	4:26.917
3	1	1:52.987	33.996	30.032	48.959	274.8	6:36.224	3	3	1:54.193	34.402	29.298	50.493	273.4	6:21.110
4	1	1:54.036	34.747	28.856	50.433	282.7	8:30.260	4	3	1:52.472	33.855	29.455	49.162	274.1	8:13.582
5	1	1:51.690	33.556	29.173	48.961	274.8	10:21.950	5	3	1:51.511	33.687	29.255	48.569	272.7	10:05.093
6	1	1:50.726	33.346	29.140	48.240	273.4	12:12.676	6	3	1:51.447	33.594	29.153	48.700	275.5	11:56.540
7	1	1:51.059	33.375	29.154	48.530	274.1	14:03.735	7	3	8:45.533B	33.985	29.254	7:42.294	276.2	20:42.073
8	1	1:51.505	33.618	29.229	48.658	272.7	15:55.240	8	3	2:11.818	51.927	29.663	50.228	276.2	22:53.891
9	1	1:52.935	33.729	28.988	50.218	274.8	17:48.175	9	3	1:54.012	34.724	29.374	49.914	272.7	24:47.903
10	1	1:51.272	33.523	29.280	48.469	272.7	19:39.447	10	3	1:52.111	33.869	29.368	48.874	274.1	26:40.014
11	1	1:51.809	33.993	29.262	48.554	273.4	21:31.256	11	3	3:13.874B	34.796	29.521	2:09.557	273.4	29:53.888
12	1	1:52.353	33.935	29.452	48.966	274.1	23:23.609	12	2	2:12.383	51.893	30.371	50.119	271.4	32:06.271
13	1	1:52.432	33.668	28.950	49.814	278.4	25:16.041	13	1	1:54.697	34.899	29.579	50.219	273.4	34:00.968
14	1	3:06.638B	33.746	29.115	2:03.777	276.2	28:22.679	14	1	1:55.492	35.158	29.551	50.783		35:56.460
15	3	2:15.367	53.440	29.589	52.338	273.4	30:38.046	15	1	3:49.885B	35.356	31.113	2:43.416	271.4	39:46.345
16	3	1:54.391	34.371	29.703	50.317	272.7	32:32.437	16	1	2:10.967			50.716	275.5	41:57.312
17	3	1:54.378	34.259	30.150	49.969	275.5	34:26.815	17	1	1:54.555	34.785	29.555	50.215	276.9	43:51.867
18	3	1:54.169	34.113	29.428	50.628		36:20.984	18	1	1:53.177	34.672	29.350	49.155	272.0	45:45.044
19	3	1:53.109	34.259	29.375	49.475		38:14.093	19	1	1:54.603	34.913	30.312	49.378	271.4	47:39.647
20	3	1:52.348	33.973	29.320	49.055	274.8	40:06.441	20	1	1:53.862	34.085	29.290	50.487	276.2	49:33.509
21	3	1:54.441			49.870	273.4	42:00.882	21	1	1:56.211	34.620	30.208	51.383	277.6	51:29.720
22	3	1:53.399	34.667	29.341	49.391	274.1	43:54.281	22	1	1:53.270	33.917	29.288	50.065	274.8	53:22.990
								23	1	1:52.214	33.966	29.341	48.907	272.0	55:15.204
								24	1	5:45.898B	34.671	29.531	4:41.696	272.7	1:01:01.102
								25	2	2:16.870	51.208	29.621	56.041	269.3	1:03:17.972
								26	2	1:51.793	34.047	29.546	48.200	272.0	1:05:09.765
								27	2	1:51.180	33.821	29.346	48.013	271.4	1:07:00.945
								28	2	1:51.520			49.084	274.8	1:08:52.465
								29	2	1:51.892			49.579	277.6	1:10:44.357
								30	2	3:10.611B			2:08.057	272.7	1:13:54.968
								31	2	2:11.649			49.998	269.3	1:16:06.617
								32	2	1:50.252			47.945	273.4	1:17:56.869
								33	2	1:49.477			47.383	271.4	1:19:46.346





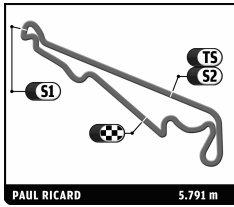
## EUROPEAN LE MANS SERIES

### 4 HOURS OF PAUL RICARD

#### Free Practice 2

#### Sector Analysis

								<span style="color: green;">■</span> Personal Best <span style="color: purple;">■</span> Session Best <span style="color: blue;">■</span> Crossing the finish line in pit lane							
Lap	D	Time	Sector 1	Sector 2	Sector 3	T. Spd	Elapsed	Lap	D	Time	Sector 1	Sector 2	Sector 3	T. Spd	Elapsed
34	2	1:50.617			48.780	276.2	1:21:36.963	8	1	5:15.511 <b>B</b>	34.787	30.152	4:10.572	276.2	18:36.192
35	2	1:51.977	33.113	29.140	49.724	274.1	1:23:28.940	9	1	2:12.895	52.048	29.155	51.692	277.6	20:49.087
36	2	1:54.361	33.437	29.684	51.240	273.4	1:25:23.301	10	1	1:51.280	33.401	28.965	48.914	276.9	22:40.367
37	2	1:51.195	33.265	29.802	48.128	276.9	1:27:14.496	11	1	1:49.941	32.947	29.076	47.918	274.8	24:30.308
38	2	1:50.086	33.377	29.086	47.623	273.4	1:29:04.582	12	1	1:50.615	33.002	29.074	48.539	274.8	26:20.923
<b>41</b> GREAVES MOTORSPORT <span style="float: right;">Zytek Z11SN - Nissan</span> 1. Matthew MCMURRY <span style="float: right;">LMP2</span> 2. Johnny MOWLEM															
1	2	3:09.392	1:46.507	30.410	52.475	265.4	3:09.392	13	1	3:20.092 <b>B</b>	35.355	29.504	2:15.233	276.2	29:41.015
2	2	1:58.544	36.117	29.970	52.457	267.3	5:07.936	14	3	2:11.302	51.782	29.341	50.179	273.4	31:52.317
3	2	1:55.690	35.064	29.764	50.862	270.7	7:03.626	15	3	1:53.580	35.404	29.314	48.862	273.4	33:45.897
4	2	1:55.581	34.862	29.517	51.202	273.4	8:59.207	16	3	1:54.145	35.492	29.521	49.132	274.1	35:40.042
5	2	1:56.056	35.063	29.960	51.033	280.5	10:55.263	17	3	1:52.039	33.997	29.482	48.560	272.7	37:32.081
6	2	3:03.498 <b>B</b>	34.719	29.551	1:59.228	272.0	13:58.761	18	3	5:13.866 <b>B</b>	34.499	29.154	4:10.213	273.4	42:45.947
7	2	2:10.152	50.774	29.226	50.152	274.1	16:08.913	19	3	2:09.976	50.859	29.391	49.726	272.0	44:55.923
8	2	1:53.124	33.934	29.911	49.279	274.1	18:02.037	20	3	1:51.956	33.795	29.388	48.773	272.0	46:47.879
9	2	1:54.835	34.034	29.219	51.582	276.9	19:56.872	21	3	1:53.503	33.815	29.227	50.461	275.5	48:41.382
10	2	1:53.138	33.960	29.307	49.871	273.4	21:50.010	22	3	1:51.326	33.679	29.276	48.371	273.4	50:32.708
11	2	1:59.541	35.355	29.504	54.682	272.7	23:49.551	23	3	1:52.164	33.482	29.154	49.528	274.8	52:24.872
12	2	1:52.738	34.663	29.337	48.738	274.8	25:42.289	24	3	1:52.669	33.608	29.099	49.962	276.9	54:17.541
13	2	1:52.122	33.493	29.155	49.474	275.5	27:34.411	25	3	1:52.835	34.883	29.135	48.817	274.1	56:10.376
14	2	3:13.798 <b>B</b>	35.164	29.675	2:08.959	273.4	30:48.209	26	3	3:47.843 <b>B</b>	34.483	29.882	2:43.478	275.5	59:58.219
15	1	2:16.543	55.275	29.806	51.462	273.4	33:04.752	27	2	2:11.930	52.589	29.431	49.910	274.1	1:02:10.149
16	1	1:55.659	35.423	29.741	50.495	271.4	35:00.411	28	2	1:54.273	35.829	29.340	49.104	274.8	1:04:04.422
17	1	1:54.228			49.932	272.0	36:54.639	29	2	1:52.558	34.467	29.257	48.834	274.1	1:05:56.980
18	1	1:55.118			50.965	271.4	38:49.757	30	2	1:52.923			49.350	275.5	1:07:49.903
19	1	1:55.932	35.668	29.813	50.451	272.7	40:45.689	31	2	1:51.987			48.950	276.2	1:09:41.890
20	1	1:54.812	34.841	30.000	49.971	272.0	42:40.501	32	2	1:54.316			51.268	278.4	1:11:36.206
21	1	1:53.934	34.722	29.603	49.609	271.4	44:34.435	33	2	1:53.125			50.062	275.5	1:13:29.331
22	1	1:53.975	34.903	29.534	49.538	272.7	46:28.410	34	2	7:06.425 <b>B</b>			6:02.911	243.2	1:20:35.756
23	1	1:53.292	34.286	29.407	49.599	273.4	48:21.702	35	2	2:16.078			52.676	272.7	1:22:51.834
24	1	11:51.561 <b>B</b>	35.259	29.401	...	273.4	1:00:13.263	36	2	1:52.634	34.073	29.284	49.277	275.5	1:24:44.468
25	1	2:18.491	56.504	30.335	51.652	270.0	1:02:31.754	37	2	1:51.934	33.964	29.259	48.711	274.8	1:26:36.402
26	1	1:57.118	35.776	30.377	50.965	273.4	1:04:28.872	38	2	1:52.134	34.108	29.242	48.784	275.5	1:28:28.536
27	1	1:54.566	34.797	29.706	50.063	271.4	1:06:23.438	<b>46</b> THIRIET BY TDS RACING <span style="float: right;">Ligier JS P2 - Nissan</span> 1. Pierre THIRIET <span style="float: right;">LMP2</span> 2. Ludovic BADEY <span style="float: right;">3. Tristan GOMMENDY</span>							
28	1	1:54.071			49.820	273.4	1:08:17.509	1	2	2:16.603	54.300	32.237	50.066	271.4	2:16.603
29	1	1:56.888			51.263	272.0	1:10:14.397	2	2	1:55.286	35.653	29.804	49.829	271.4	4:11.889
30	1	1:54.839			49.921	273.4	1:12:09.236	3	2	1:53.022	34.243	29.817	48.962	267.3	6:04.911
31	1	1:54.626			49.973	274.8	1:14:03.862	4	2	1:52.725	33.947	29.657	49.121	270.7	7:57.636
32	1	1:54.813			50.675	272.7	1:15:58.675	5	2	1:53.233	34.013	29.569	49.651	268.7	9:50.869
33	1	3:06.548 <b>B</b>			2:01.685	272.7	1:19:05.223	6	2	2:02.593 <b>B</b>	33.983	29.514	59.096	270.0	11:53.462
34	2	2:13.469			50.603	270.7	1:21:18.692	7	1	3:47.363 <b>B</b>	2:18.132	29.974	59.257	267.3	15:40.825
35	2	1:54.674	35.087	29.599	49.988	272.7	1:23:13.366	8	1	3:03.684	1:44.885	29.103	49.696	273.4	18:44.509
36	2	1:53.804	34.713	29.536	49.555	272.7	1:25:07.170	9	1	1:52.357	33.932	29.387	49.038	270.7	20:36.866
37	2	1:52.878	33.987	29.181	49.710	278.4	1:27:00.048	10	1	1:52.548	33.693	29.224	49.631	270.7	22:29.414
38	2	1:54.021	34.249	29.603	50.169	275.5	1:28:54.069	11	1	1:53.098	34.348	29.355	49.395	277.6	24:22.512
39	2	1:53.176	34.194	29.446	49.536	272.7	1:30:47.245	12	1	1:53.820	35.075	29.376	49.369	272.7	26:16.332
<b>43</b> NEWBLOOD BY MORAND RACING <span style="float: right;">Morgan - Judd</span> 1. Christian KLIEN <span style="float: right;">LMP2</span> 2. Gary HIRSCH <span style="float: right;">3. Pierre RAGUES</span>															
1	1	2:15.787	56.193	29.552	50.042	273.4	2:15.787	13	1	2:02.593 <b>B</b>	34.212	30.333	58.048	271.4	28:18.925
2	1	1:52.764	35.110	29.573	48.081	272.7	4:08.551	14	1	6:08.280	4:49.221	29.202	49.857	275.5	34:27.205
3	1	1:50.079	33.228	29.052	47.799	272.0	5:58.630	15	1	1:54.067	34.018	29.378	50.671		36:21.272
4	1	1:49.473	33.076	28.839	47.558	273.4	7:48.103	16	1	1:55.207	34.233	29.429	51.545		38:16.479
5	1	1:51.306	33.314	29.475	48.517	274.8	9:39.409	17	1	1:51.512	33.829	29.248	48.435	270.0	40:07.991
6	1	1:51.465	33.692	29.006	48.767	275.5	11:30.874	18	1	1:53.066			49.309	272.7	42:01.057
7	1	1:49.807	33.004	28.977	47.826	276.2	13:20.681	19	1	2:04.531 <b>B</b>	35.666	29.242	59.623	275.5	44:05.588
								20	3	3:46.595	2:27.852	29.344	49.399	272.0	47:52.183
								21	3	1:56.012	35.268	30.325	50.419	270.7	49:48.195
								22	3	1:52.381	34.099	29.199	49.083	273.4	51:40.576
								23	3	1:54.252	33.506	28.940	51.806	282.0	53:34.828

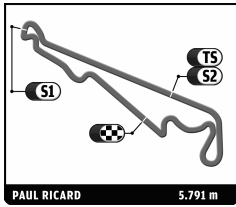


## EUROPEAN LE MANS SERIES 4 HOURS OF PAUL RICARD

### Free Practice 2

### Sector Analysis

							Personal Best		Session Best		B Crossing the finish line in pit lane				
Lap	D	Time	Sector 1	Sector 2	Sector 3	T. Spd	Elapsed	Lap	D	Time	Sector 1	Sector 2	Sector 3	T. Spd	Elapsed
24	3	1:50.561	33.278	28.980	48.303	281.2	55:25.389	38	2	1:49.946	33.015	28.663	48.268	278.4	1:30:53.519
25	3	1:54.866	33.329	29.160	52.377	274.1	57:20.255	<b>54</b> AF CORSE 1.Piergiuseppe PERAZZINI 2.Marco CIOCI 3.Michael LYONS Ferrari F458 Italia LMGTE							
26	3	2:08.869	33.393	30.386	1:05.090	271.4	59:29.124								
27	3	3:21.209	1:57.770	29.655	53.784	270.7	1:02:50.333	1	2	2:49.519	1:20.823	31.334	57.362	264.7	2:49.519
28	3	1:56.204	33.114	29.246	53.844	273.4	1:04:46.537	2	2	2:01.711	36.391	30.490	54.830	277.6	4:51.230
29	3	1:52.316	33.142	29.133	50.041	272.0	1:06:38.853	3	2	2:00.653	36.309	30.387	53.957	278.4	6:51.883
30	3	1:50.746			47.728	276.2	1:08:29.599	4	2	2:10.906	36.067	30.046	1:04.793	279.8	9:02.789
31	3	1:49.612			47.617	272.0	1:10:19.211	5	1	4:15.192	2:49.209	30.642	55.341	279.8	13:17.981
32	3	2:00.805			58.654	278.4	1:12:20.016	6	1	2:03.079	37.043	30.952	55.084	276.2	15:21.060
33	2	3:29.203			48.567	276.9	1:15:49.219	7	1	2:05.416	36.851	30.566	57.999	282.7	17:26.476
34	2	1:54.033			48.286	274.8	1:17:43.252	8	1	2:10.110	37.639	30.389	1:02.082	278.4	19:36.586
35	2	1:51.177			48.355	277.6	1:19:34.429	9	1	2:03.570	37.408	30.922	55.240	278.4	21:40.156
36	2	1:53.585			50.529	285.0	1:21:28.014	10	1	2:12.604	36.867	30.399	1:05.338	277.6	23:52.760
37	2	1:54.356	34.549	29.220	50.587	272.7	1:23:22.370	11	1	3:30.281	2:04.735	30.995	54.551	279.8	27:23.041
38	2	1:54.115	33.516	29.111	51.488	274.1	1:25:16.485	12	1	2:01.889	36.655	30.603	54.631	278.4	29:24.930
39	2	1:50.744	33.655	29.141	47.948	271.4	1:27:07.229	13	1	2:01.062	36.836	30.109	54.117	279.8	31:25.992
40	2	2:37.480	33.519	45.762	1:18.199	162.2	1:29:44.709	14	1	2:01.185	36.400	30.213	54.572	279.8	33:27.177
<b>48</b> MURPHY PROTOTYPES 1.Pipo DERANI 2.Nathanael BERTHON Oreca 03R - Nissan LMP2							3.Rodolfo GONZALEZ								
1	2	3:05.928	1:44.444	29.594	51.890	276.2	3:05.928	15	1	2:00.804	36.122	30.561	54.121	279.1	35:27.981
2	2	1:54.311	35.209	29.476	49.626	274.1	5:00.239	16	1	2:09.517	36.249	30.369	1:02.899	279.1	37:37.498
3	2	2:05.267	34.924	29.819	1:00.524	279.1	7:05.506	17	3	3:40.083	2:14.745	30.672	54.666		41:17.581
4	2	3:37.993	2:18.456	29.263	50.274	282.7	10:43.499	18	3	1:59.390	36.269	29.957	53.164	281.2	43:16.971
5	2	1:55.599	35.526	29.584	50.489	280.5	12:39.098	19	3	2:00.524	36.612	30.090	53.822	279.8	45:17.495
6	2	1:52.364	33.988	29.165	49.211	276.9	14:31.462	20	3	2:00.527	36.766	30.456	53.305	279.1	47:18.022
7	2	1:52.625	34.120	29.141	49.364	276.9	16:24.087	21	3	1:59.221	35.711	30.022	53.488	280.5	49:17.243
8	2	1:52.164	33.759	29.104	49.301	276.9	18:16.251	22	3	2:03.886	36.174	31.193	56.519	279.1	51:21.129
9	2	2:01.338	33.921	29.177	58.240	277.6	20:17.589	23	3	2:02.392	37.909	30.347	54.136	280.5	53:23.521
10	2	6:08.983	4:48.910	29.328	50.745	276.9	26:26.572	24	3	1:58.942	35.870	30.052	53.020	279.8	55:22.463
11	2	1:54.015	34.162	29.104	50.749	279.1	28:20.587	25	3	2:00.291	36.306	30.321	53.664	280.5	57:22.754
12	2	1:53.861	34.089	29.124	50.648	280.5	30:14.448	26	3	2:08.447	36.136	29.944	1:02.367	280.5	59:31.201
13	2	2:00.859	33.998	29.179	57.682	278.4	32:15.307	27	2	4:43.725	3:17.617	30.408	55.700	279.8	1:04:14.926
14	1	5:16.402	3:56.058	29.500	50.844	274.8	37:31.709	28	2	2:01.056	35.984	30.877	54.195	277.6	1:06:15.982
15	1	1:55.605	35.830	29.387	50.388	279.1	39:27.314	29	2	1:59.373			53.171	279.8	1:08:15.355
16	1	1:57.038	34.878	30.691	51.469		41:24.352	30	2	1:59.815			53.493	279.8	1:10:15.170
17	1	1:55.534	34.849	29.224	51.461	280.5	43:19.886	31	2	1:59.069			53.227	282.0	1:12:14.239
18	1	1:56.925	35.456	29.761	51.708	280.5	45:16.811	32	2	2:13.100			1:05.356	270.7	1:14:27.339
19	1	1:54.752	34.871	29.332	50.549	278.4	47:11.563	33	2	5:57.993			1:01.078	275.5	1:20:25.332
20	1	1:55.490	35.660	29.599	50.231	274.8	49:07.053	34	2	1:57.366			52.049	280.5	1:22:22.698
21	1	1:54.838	34.870	29.530	50.438	275.5	51:01.891	35	2	1:56.666	34.942	29.689	52.035	282.7	1:24:19.364
22	1	2:02.545	34.390	29.313	58.842	274.8	53:04.436	36	2	2:16.345	39.932	38.786	57.627	211.8	1:26:35.709
23	3	3:49.986	2:28.520	29.778	51.688	276.2	56:54.422	37	2	2:17.255	39.517	34.387	1:03.351	232.8	1:28:52.964
24	3	1:54.800	34.893	29.570	50.337	277.6	58:49.222	<b>55</b> AF CORSE 1.Duncan CAMERON 2.Matt GRIFFIN 3.Michele RUGOLO Ferrari F458 Italia LMGTE							
25	3	1:54.718	34.904	29.454	50.360	276.2	1:00:43.940								
26	3	2:05.175	35.180	30.087	59.908	277.6	1:02:49.115	1	2	2:23.733	53.750	33.045	56.938	264.7	2:23.733
27	3	5:19.426			51.155	274.8	1:08:08.541	2	2	2:02.226	37.317	31.426	53.483	273.4	4:25.959
28	3	1:50.229			48.052	276.9	1:09:58.770	3	2	2:16.434	40.505	35.101	1:00.828	215.6	6:42.393
29	3	1:50.312			48.070	277.6	1:11:49.082	4	2	1:59.414	36.055	30.378	52.981	278.4	8:41.807
30	3	1:50.409			47.958	278.4	1:13:39.491	5	2	2:14.287	36.534	32.501	1:05.252	248.8	10:56.094
31	3	1:51.610			49.507	279.8	1:15:31.101	6	2	3:15.787	1:53.645	30.061	52.081	279.8	14:11.881
32	3	1:50.873			48.682	277.6	1:17:21.974	7	2	1:56.821	35.064	30.005	51.752	277.6	16:08.702
33	3	2:02.197			59.524	281.2	1:19:24.171	8	2	2:03.092	37.343	32.590	53.159	269.3	18:11.794
34	2	4:04.337	2:44.487	29.171	50.679	281.2	1:23:28.508	9	2	2:03.518	34.977	29.975	58.566	279.1	20:15.312
35	2	1:51.226	33.341	29.328	48.557	279.8	1:25:19.734	10	2	2:07.046	35.236	29.837	1:01.973	280.5	22:22.358
36	2	1:54.065	35.208	29.217	49.640	276.9	1:27:13.799	11	3	3:14.159	1:51.811	29.954	52.394	279.8	25:36.517
37	2	1:49.774	33.080	28.796	47.898	277.6	1:29:03.573	12	3	1:57.515	35.534	29.896	52.085	279.1	27:34.032
								13	3	2:11.073	37.902	33.040	1:00.131	276.9	29:45.105

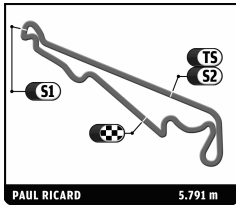


## EUROPEAN LE MANS SERIES 4 HOURS OF PAUL RICARD

### Free Practice 2

### Sector Analysis

							Personal Best		Session Best		B Crossing the finish line in pit lane						
Lap	D	Time	Sector 1	Sector 2	Sector 3	T. Spd	Elapsed	Lap	D	Time	Sector 1	Sector 2	Sector 3	T. Spd	Elapsed		
14	3	1:57.399	35.510	29.978	51.911	279.8	31:42.504	31	2	4:04.612			53.740	279.1	1:18:50.505		
15	3	1:57.497	35.529	29.797	52.171	280.5	33:40.001	32	2	1:59.094			52.818	280.5	1:20:49.599		
16	3	2:10.101	B	35.301	29.812	1:04.988	280.5	35:50.102	33	2	1:58.071			52.296	280.5	1:22:47.670	
17	3	3:27.212	2:03.719	30.192	53.301	277.6	39:17.314	34	2	1:57.971	35.326	29.976	52.669	279.8	1:24:45.641		
18	3	2:21.068	40.386	44.552	56.130	213.9	41:38.382	35	2	1:57.591	35.402	29.911	52.278	283.5	1:26:43.232		
19	3	2:12.409	37.145	39.221	56.043	208.9	43:50.791	36	2	1:57.619	35.314	29.862	52.443	282.0	1:28:40.851		
20	3	2:01.013	36.826	30.044	54.143	278.4	45:51.804	37	2	1:57.505	35.176	29.956	52.373	281.2	1:30:38.356		
21	3	1:58.888	35.680	29.927	53.281	280.5	47:50.692										
22	3	2:01.444	35.691	29.815	55.938	281.2	49:52.136										
23	3	2:09.943	35.634	29.721	1:04.588	282.0	52:02.079										
24	3	2:10.623	B	35.589	29.903	1:05.131	280.5	54:12.702									
25	1	4:13.889	2:47.590	31.106	55.193	280.5	58:26.591										
26	1	2:02.445	36.839	30.590	55.016	279.1	1:00:29.036										
27	1	2:01.774	37.508	30.495	53.771	279.1	1:02:30.810										
28	1	2:03.389	37.434	30.317	55.638	281.2	1:04:34.199										
29	1	2:00.811	36.118	30.236	54.457	280.5	1:06:35.010										
30	1	2:01.096			54.041	274.1	1:08:36.106										
31	1	1:59.821			53.628	280.5	1:10:35.927										
32	1	2:01.786			53.653	282.7	1:12:37.713										
33	1	1:59.638			53.542	283.5	1:14:37.351										
34	1	2:11.448	B		1:04.534	279.8	1:16:48.799										
35	1	3:23.012			53.785	273.4	1:20:11.811										
36	1	1:59.258			53.298	279.8	1:22:11.069										
37	1	3:04.515	B	36.177	30.642	1:57.696	282.7	1:25:15.584									
<hr/>																	
							<b>57</b>		<b>SMP RACING</b>				Ferrari F458 Italia GT3				
							1. Boris ROTENBERG		3. Maurizio MEDIANI		GTC						
							2. Mika SALO										
1	2	2:40.937	1:08.280	34.982	57.675	236.8	2:40.937	1	2	2:40.937	1:08.280	34.982	57.675	236.8	2:40.937		
2	2	2:01.991	37.667	30.624	53.700	282.0	4:42.928	2	2	2:01.991	37.667	30.624	53.700	282.0	4:42.928		
3	2	2:00.955	36.435	30.363	54.157	283.5	6:43.883	3	2	2:00.955	36.435	30.363	54.157	283.5	6:43.883		
4	2	1:59.895	36.298	30.204	53.393	285.7	8:43.778	4	2	1:59.895	36.298	30.204	53.393	285.7	8:43.778		
5	2	1:59.172	35.953	30.054	53.165	287.2	10:42.950	5	2	1:59.172	35.953	30.054	53.165	287.2	10:42.950		
6	2	2:09.511	B	36.443	30.565	1:02.503	285.0	12:52.461	6	2	2:09.511	B	36.443	30.565	1:02.503	285.0	12:52.461
7	2	8:59.581	7:35.156	30.418	54.007	281.2	21:52.042	7	2	8:59.581	7:35.156	30.418	54.007	281.2	21:52.042		
8	2	1:59.470	36.166	30.228	53.076	281.2	23:51.512	8	2	1:59.470	36.166	30.228	53.076	281.2	23:51.512		
9	2	2:08.092	B	36.157	30.160	1:01.775	284.2	25:59.604	9	2	2:08.092	B	36.157	30.160	1:01.775	284.2	25:59.604
10	1	4:05.612	2:32.093	33.267	1:00.252	276.9	30:05.216	10	1	4:05.612	2:32.093	33.267	1:00.252	276.9	30:05.216		
11	1	2:11.069	39.567	33.577	57.925	277.6	32:16.285	11	1	2:11.069	39.567	33.577	57.925	277.6	32:16.285		
12	1	2:13.475	40.185	32.412	1:00.878	278.4	34:29.760	12	1	2:13.475	40.185	32.412	1:00.878	278.4	34:29.760		
13	1	2:09.872			58.868	279.1	36:39.632	13	1	2:09.872			58.868	279.1	36:39.632		
14	1	2:08.797			57.501	278.4	38:48.429	14	1	2:08.797			57.501	278.4	38:48.429		
15	1	2:09.413	39.165	31.589	58.659	280.5	40:57.842	15	1	2:09.413	39.165	31.589	58.659	280.5	40:57.842		
16	1	2:08.939	38.276	32.110	58.553	278.4	43:06.781	16	1	2:08.939	38.276	32.110	58.553	278.4	43:06.781		
17	1	2:08.728	38.434	31.835	58.459	278.4	45:15.509	17	1	2:08.728	38.434	31.835	58.459	278.4	45:15.509		
18	1	2:20.557	B	38.466	32.453	1:09.638	279.1	47:36.066	18	1	2:20.557	B	38.466	32.453	1:09.638	279.1	47:36.066
19	1	7:28.519	B	4:54.219	32.776	2:01.524	273.4	55:04.585	19	1	7:28.519	B	4:54.219	32.776	2:01.524	273.4	55:04.585
20	1	4:18.062	2:47.174	32.603	58.285	274.8	59:22.647	20	1	4:18.062	2:47.174	32.603	58.285	274.8	59:22.647		
21	1	2:09.022	38.812	31.662	58.548	278.4	1:01:31.669	21	1	2:09.022	38.812	31.662	58.548	278.4	1:01:31.669		
22	1	2:08.737	37.991	32.020	58.726	278.4	1:03:40.406	22	1	2:08.737	37.991	32.020	58.726	278.4	1:03:40.406		
23	1	2:11.465	38.586	32.102	1:00.777	279.8	1:05:51.871	23	1	2:11.465	38.586	32.102	1:00.777	279.8	1:05:51.871		
24	1	2:22.100	B		1:10.686	280.5	1:08:13.971	24	1	2:22.100	B		1:10.686	280.5	1:08:13.971		
25	3	3:51.693			54.496	279.1	1:12:05.664	25	3	3:51.693			54.496	279.1	1:12:05.664		
26	3	2:00.736			53.997	281.2	1:14:06.400	26	3	2:00.736			53.997	281.2	1:14:06.400		
27	3	2:00.314			53.853	279.8	1:16:06.714	27	3	2:00.314			53.853	279.8	1:16:06.714		
28	3	2:00.423			53.825	282.0	1:18:07.137	28	3	2:00.423			53.825	282.0	1:18:07.137		
29	3	2:11.601	B		1:04.212	281.2	1:20:18.738	29	3	2:11.601	B		1:04.212	281.2	1:20:18.738		
30	3	5:42.616	4:15.699	31.972	54.945	276.2	1:26:01.354	30	3	5:42.616	4:15.699	31.972	54.945	276.2	1:26:01.354		
31	3	2:00.941	36.521	30.203	54.217	283.5	1:28:02.295	31	3	2:00.941	36.521	30.203	54.217	283.5	1:28:02.295		
32	3	1:59.920	36.110	30.177	53.633	284.2	1:30:02.215	32	3	1:59.920	36.110	30.177	53.633	284.2	1:30:02.215		
<hr/>																	
							<b>58</b>		<b>TEAM SOFREV-ASP</b>				Ferrari F458 Italia				
							1. Fabien BARTHEZ		3. Soheil AYARI		LMGTE						
							2. Anthony PONS										
1	3	2:15.838	51.335	30.576	53.927	277.6	2:15.838	1	3	2:15.838	51.335	30.576	53.927	277.6	2:15.838		
2	3	2:00.861	37.502	30.268	53.091	278.4	4:16.699	2	3	2:00.861	37.502	30.268	53.091	278.4	4:16.699		
3	3	2:02.575	35.950	30.722	55.903	279.8	6:19.274	3	3	2:02.575	35.950	30.722	55.903	279.8	6:19.274		
4	3	4:54.487	B	39.941	31.299	3:43.247	279.1	11:13.761	4	3	4:54.487	B	39.941	31.299	3:43.247	279.1	11:13.761
5	3	2:17.700	54.476	30.493	52.731	279.8	13:31.461	5	3	2:17.700	54.476	30.493	52.731	279.8	13:31.461		
6	3	1:57.720	35.537	29.955	52.228	278.4	15:29.181	6	3	1:57.720	35.537	29.955	52.228	278.4	15:29.181		
7	3	1:57.944	35.634	29.935	52.375	279.8	17:27.125	7	3	1:57.944	35.634	29.935	52.375	279.8	17:27.125		
8	3	2:04.502	39.061	31.944	53.497	276.2	19:31.627	8	3	2:04.502	39.061	31.944	53.497	276.2	19:31.627		
9	3	1:57.643	35.422	29.998	52.223	280.5	21:29.270	9	3	1:57.643	35.422	29.998	52.223	280.5	21:29.270		
10	3	1:57.980	35.492	29.988	52.500	278.4	23:27.250	10	3	1:57.980	35.492	29.988	52.500	278.4	23:27.250		
11	3	4:38.890	B	35.824	30.352	3:32.714	282.0	28:06.140	11	3	4:38.890	B	35.824	30.352	3:32.714	282.0	28:06.140
12	2	2:16.872	52.328	30.627	53.917	278.4	30:23.012	12	2	2:16.872	52.328	30.627	53.917	278.4	30:23.012		



## EUROPEAN LE MANS SERIES

### 4 HOURS OF PAUL RICARD

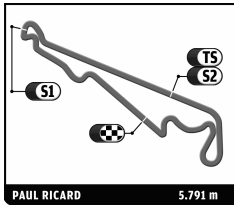
#### Free Practice 2

#### Sector Analysis

								<span style="color: green;">■</span> Personal Best <span style="color: purple;">■</span> Session Best <span style="color: blue;">■</span> Crossing the finish line in pit lane							
Lap	D	Time	Sector 1	Sector 2	Sector 3	T. Spd	Elapsed	Lap	D	Time	Sector 1	Sector 2	Sector 3	T. Spd	Elapsed
<b>59</b> <b>TEAM SOFREV-ASP</b> <span style="float: right;">Ferrari F458 Italia GT3</span> 1.Christophe BOURRET <span style="float: right;">3.Jean-Philippe BELLOC</span> 2.Pascal GIBON <span style="float: right;">GTC</span>															
1	3	2:22.499	57.490	30.971	54.038	276.9	2:22.499								
2	3	2:00.099	36.582	30.456	<b>53.061</b>	279.1	4:22.598								
3	3	1:59.524	<b>35.846</b>	30.454	53.224	278.4	6:22.122								
4	3	<b>1:59.481</b>	35.942	<b>30.445</b>	53.094	279.8	8:21.603								
5	3	5:00.179 <b>B</b>	35.982	30.495	3:53.702	275.5	13:21.782								
6	2	2:34.985	1:03.324	33.135	58.526	272.7	15:56.767								
7	2	2:06.355	38.269	31.754	56.332	272.7	18:03.122								
8	2	2:06.074	37.659	31.578	56.837	274.1	20:09.196								
9	2	2:05.924	37.885	31.669	56.370	276.2	22:15.120								
10	2	2:05.359	37.573	31.872	55.914	276.2	24:20.479								
11	2	4:17.501 <b>B</b>	38.552	31.759	3:07.190	278.4	28:37.980								
12	1	2:26.609	56.889	31.915	57.805	272.7	31:04.589								
13	1	2:05.094	37.534	31.360	56.200	269.3	33:09.683								
14	1	2:04.966	37.554	31.331	56.081	276.9	35:14.649								
15	1	2:04.073	37.088	31.317	55.668	276.2	37:18.722								
16	1	2:05.010	37.422	31.375	56.213	270.0	39:23.732								
17	1	2:06.091	37.412	32.365	56.314		41:29.823								
18	1	2:04.376	37.105	31.140	56.131	279.1	43:34.199								
<b>63</b> <b>AF CORSE</b> <span style="float: right;">Ferrari F458 Italia GT3</span> 1.Mads RASMUSSEN <span style="float: right;">GTC</span> 2.Filipe BARREIROS															
1	1	3:24.865	1:48.509	38.514	57.842	220.0	3:24.865								
2	1	2:04.038	37.809	30.818	55.411	277.6	5:28.903								
3	1	2:03.512	37.287	30.656	55.569	280.5	7:32.415								
4	1	2:03.667	37.670	30.869	55.128	279.8	9:36.082								
5	1	2:05.268	38.781	30.577	55.910	279.8	11:41.350								
6	1	2:04.342	37.478	30.619	56.245	280.5	13:45.692								
7	1	2:04.586	37.341	30.596	56.649	281.2	15:50.278								
8	1	2:05.316	37.150	30.551	57.615	280.5	17:55.594								
9	1	2:03.379	36.865	30.661	55.853	278.4	19:58.973								
10	1	2:03.430	37.532	30.697	55.201	279.8	22:02.403								
11	1	2:03.090	37.329	30.728	55.033	279.8	24:05.493								
12	1	2:04.354	37.506	30.609	56.239	279.1	26:09.847								
13	1	2:24.757 <b>B</b>	39.080	32.093	1:13.584	281.2	28:34.604								
14	2	4:00.573	2:30.997	32.273	57.303	264.7	32:35.177								
15	2	2:05.295	38.433	30.821	56.041	282.0	34:40.472								
16	2	2:04.372			56.030	282.0	36:44.844								
17	2	2:04.576			56.208	279.8	38:49.420								
18	2	2:06.511	38.774	31.202	56.535	280.5	40:55.931								
19	2	2:04.438	37.665	30.862	55.911	278.4	43:00.369								
20	2	2:04.455	37.875	30.844	55.736	279.8	45:04.824								
21	2	2:04.487	37.477	31.172	55.838	277.6	47:09.311								
22	2	2:06.451	38.265	30.931	57.255	279.1	49:15.762								
23	2	2:05.186	37.548	31.772	55.866	280.5	51:20.948								
24	2	2:05.027	37.734	30.713	56.580	277.6	53:25.975								
25	2	2:22.689 <b>B</b>	39.346	31.814	1:11.529	262.1	55:48.664								
26	2	19:34.821			59.543	216.4	1:15:23.485								
27	2	2:01.296			54.231	279.1	1:17:24.781								
28	2	<b>2:00.987</b>			<b>54.214</b>	278.4	1:19:25.768								
29	2	2:01.617			54.461	281.2	1:21:27.385								
30	2	2:22.452 <b>B</b>	38.892	31.948	1:11.612	275.5	1:23:49.837								
31	2	3:35.389	2:06.485	32.199	56.705	276.2	1:27:25.226								
32	2	2:02.318	36.991	30.538	54.789	279.8	1:29:27.544								
33	2	2:01.454	<b>36.638</b>	<b>30.511</b>	54.305	277.6	1:31:28.998								
<b>66</b> <b>JMW MOTORSPORT</b> <span style="float: right;">Ferrari F458 Italia</span> 1.Daniel MCKENZIE <span style="float: right;">3.James WALKER</span> 2.George RICHARDSON <span style="float: right;">LMGTE</span>															
1	2	2:51.084	1:13.047	37.231	1:00.806	254.1	2:51.084								
2	2	2:04.623	38.778	30.973	54.872	280.5	4:55.707								
3	2	2:00.897	36.674	30.241	53.982	280.5	6:56.604								
4	2	2:00.077	36.445	30.017	53.615	283.5	8:56.681								
5	2	2:01.242	37.263	30.150	53.829	286.5	10:57.923								
6	2	1:59.681	36.290	29.914	53.477	285.0	12:57.604								
7	2	3:21.402 <b>B</b>	36.133	30.114	2:15.155	283.5	16:19.006								
8	3	2:29.590	1:00.827	32.049	56.714	276.2	18:48.596								
9	3	2:04.866	36.797	30.658	57.411	282.0	20:53.462								
10	3	2:02.296	37.578	30.583	54.135	279.8	22:55.758								
11	3	1:59.754	36.236	30.180	53.338	282.7	24:55.512								
12	3	1:59.478	36.216	30.086	53.176	284.2	26:54.990								
13	3	1:59.393	35.980	30.019	53.394	283.5	28:54.383								
14	3	3:16.308 <b>B</b>	36.403	30.279	2:09.626	278.4	32:10.691								
15	3	2:23.408	55.384	31.615	56.409	262.1	34:34.099								
16	3	2:03.896			54.965	246.6	36:37.995								







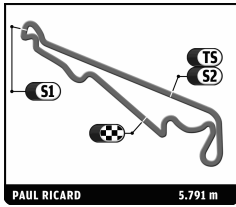
## EUROPEAN LE MANS SERIES

### 4 HOURS OF PAUL RICARD

#### Free Practice 2

#### Sector Analysis

Personal Best							Session Best							B Crossing the finish line in pit lane									
Lap	D	Time	Sector 1	Sector 2	Sector 3	T. Spd	Elapsed	Lap	D	Time	Sector 1	Sector 2	Sector 3	T. Spd	Elapsed	Lap	D	Time	Sector 1	Sector 2	Sector 3	T. Spd	Elapsed
<b>72</b> SMP RACING 1.Andrea BERTOLINI 2.Viktor SHAITAR 3.Sergey ZLOBIN Ferrari F458 Italia LMGT E																							
1	3	2:25.684	59.604	30.747	55.333	279.1	2:25.684																
2	3	2:01.924	37.098	30.746	54.080	276.9	4:27.608																
3	3	2:04.298	38.860	30.766	54.672	278.4	6:31.906																
4	3	2:02.407	37.027	30.646	54.734	287.2	8:34.313																
5	3	2:01.127	36.426	30.365	54.336	282.0	10:35.440																
6	3	2:15.183 B	37.521	30.757	1:06.905	276.9	12:50.623																
7	3	5:52.161	4:27.182	30.772	54.207	275.5	18:42.784																
8	3	2:01.169	36.742	30.656	53.771	278.4	20:43.953																
9	3	2:00.777	36.489	30.335	53.953	279.8	22:44.730																
10	3	2:12.625 B	36.633	30.299	1:05.693	278.4	24:57.355																
11	2	3:19.273	1:54.599	30.500	54.174	282.0	28:16.628																
12	2	2:00.563	36.010	30.036	54.517	283.5	30:17.191																
13	2	2:00.500	35.982	30.184	54.334	280.5	32:17.691																
14	2	2:00.362	36.926	30.184	53.252	281.2	34:18.053																
15	2	1:59.035	35.854	30.218	52.963		36:17.088																
16	2	2:01.404	35.811	30.203	55.390		38:18.492																
17	2	2:00.108	36.882	30.216	53.010	282.0	40:18.600																
18	2	1:58.993	35.853	30.255	52.885	280.5	42:17.593																
19	2	1:58.755	35.741	29.929	53.085	284.2	44:16.348																
20	2	2:06.548 B	36.113	29.856	1:00.579	286.5	46:22.896																
21	1	9:59.796	8:33.441	31.228	55.127	250.6	56:22.692																
22	1	2:00.895	36.710	30.416	53.769	279.1	58:23.587																
23	1	1:59.478	36.009	30.088	53.381	279.8	1:00:23.065																
24	1	2:05.935	38.762	32.673	54.500	276.2	1:02:29.000																
25	1	2:08.347 B	35.962	30.008	1:02.377	282.0	1:04:37.347																
26	1	4:44.379			55.086	270.0	1:09:21.726																
27	1	1:57.139			52.169	279.8	1:11:18.865																
28	1	2:15.776			58.645	203.0	1:13:34.641																
29	1	1:56.856			52.014	280.5	1:15:31.497																
30	1	1:55.913			51.570	282.7	1:17:27.410																
31	1	2:05.175			55.463	264.1	1:19:32.585																
32	1	2:01.144			56.379	286.5	1:21:33.729																
<b>73</b> SMP RACING 1.Olivier BERETTA 2.David MARKOZOV 3.Anton LADYGIN Ferrari F458 Italia GT3 GTC																							
1	1	2:44.411	1:11.043	33.631	59.737	193.2	2:44.411																
2	1	2:06.248	37.162	30.947	58.139	284.2	4:50.659																
3	1	2:02.825	37.762	30.836	54.227	284.2	6:53.484																
4	1	2:00.638	36.546	30.093	53.999	288.0	8:54.122																
5	1	2:00.327	36.161	30.152	54.014	286.5	10:54.449																
6	1	2:16.868 B	38.661	31.487	1:06.720	230.3	13:11.317																
7	1	5:36.606	4:11.684	30.397	54.525	284.2	18:47.923																
8	1	2:01.212	36.699	30.169	54.344	288.0	20:49.135																
9	1	2:09.517 B	36.614	30.178	1:02.725	285.0	22:58.652																
10	1	6:03.682	4:38.240	31.386	54.056	282.7	29:02.334																
11	1	2:00.809	36.447	30.077	54.285	287.2	31:03.143																
12	1	2:08.815 B	36.444	30.287	1:02.084	285.7	33:11.958																
13	3	8:08.090	6:39.924	32.458	55.708		41:20.048																
14	3	2:03.340	37.233	30.480	55.627	287.2	43:23.388																
15	3	2:02.197	36.802	30.504	54.891	283.5	45:25.585																
16	3	2:02.109	36.802	30.461	54.846	284.2	47:27.694																
17	3	2:02.912	37.041	30.501	55.370	283.5	49:30.606																
18	3	2:03.602	37.073	30.710	55.819	284.2	51:34.208																
19	3	2:02.134	36.922	30.478	54.734	283.5	53:36.342																
20	3	2:01.468	36.578	30.504	54.386	284.2	55:37.810																
21	3	2:01.808	36.722	30.590	54.496	282.0	57:39.618																
22	3	2:02.149	36.808	30.521	54.820	282.7	59:41.767																
23	3	2:03.603	37.868	30.574	55.161	282.0	1:01:45.370																
24	3	2:11.997 B	37.287	30.671	1:04.039	282.7	1:03:57.367																
25	2	4:26.865			55.882	266.0	1:08:24.232																
26	2	2:03.911			55.215	280.5	1:10:28.143																
27	2	2:03.067			55.321	281.2	1:12:31.210																
28	2	2:05.067			55.912	267.3	1:14:36.277																
29	2	2:05.351			56.275	259.0	1:16:41.628																
30	2	2:04.255			55.581	282.0	1:18:45.883																
31	2	2:03.076			55.364	281.2	1:20:48.959																
32	2	2:03.736			55.349	283.5	1:22:52.695																
33	2	2:03.572	36.989	30.597	55.986	282.7	1:24:56.267																
34	2	2:03.775	37.443	30.504	55.828	282.0	1:27:00.042																
35	2	2:03.793	37.567	30.565	55.661	282.7	1:29:03.835																
36	2	2:19.001 B	38.046	31.153	1:09.802	280.5	1:31:22.836																
<b>75</b> PROSPEED COMPETITION 1.Max VAN SPLUNTEREN 2.Gilles VANNELET 3.Mike PARISY Porsche GT3 R GTC																							
1	3	2:56.242	1:26.835	31.663	57.744	274.1	2:56.242																
2	3	2:02.181	36.913	30.749	54.519	275.5	4:58.423																
3	3	2:00.815	36.299	30.448	54.068	279.8	6:59.238																
4	3	2:00.905	36.222	30.516	54.167	277.6	9:00.143																
5	3	2:02.980	36.566	30.938	55.476	276.9	11:03.123																
6	3	2:00.799	36.301	30.522	53.976	276.9	13:03.922																
7	3	2:01.063	36.145	30.867	54.051	274.8	15:04.985																
8	3	7:21.970 B	36.980	30.846	6:14.144	274.8	22:26.955																
9	3	2:24.393	56.299	31.394	56.700	274.1	24:51.348																

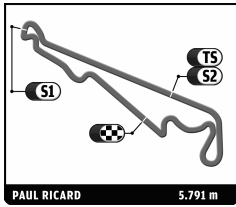


## EUROPEAN LE MANS SERIES 4 HOURS OF PAUL RICARD

Free Practice 2

### Sector Analysis

								<span style="color: green;">■</span> Personal Best <span style="color: purple;">■</span> Session Best <span style="color: black;">■</span> Crossing the finish line in pit lane							
Lap	D	Time	Sector 1	Sector 2	Sector 3	T. Spd	Elapsed	Lap	D	Time	Sector 1	Sector 2	Sector 3	T. Spd	Elapsed
<b>76</b> IMSA PERFORMANCE MATMUT 1. Raymond NARAC                      3. Christina NIELSEN 2. Nicolas ARMINDO                      LMGTE Porsche 911 GT3 RSR															
1	2	2:35.159	1:12.268	30.152	52.739	276.9	2:35.159								
2	2	2:00.813	37.212	30.584	53.017	278.4	4:35.972								
3	2	1:58.491	35.568	<b>29.984</b>	52.939	279.8	6:34.463								
4	2	1:58.764	35.390	30.173	53.201	277.6	8:33.227								
5	2	1:58.351	35.708	30.033	52.610	261.5	10:31.578								
6	2	3:44.999 <b>B</b>	<b>35.387</b>	30.139	2:39.473	278.4	14:16.577								
7	2	2:15.819	51.532	30.498	53.789	270.7	16:32.396								
8	2	1:58.463	35.582	30.193	52.688	276.2	18:30.859								
9	2	<b>1:58.279</b>	35.451	30.234	<b>52.594</b>	274.8	20:29.138								
10	2	3:05.054 <b>B</b>	35.629	30.219	1:59.206	275.5	23:34.192								
11	2	2:16.137	52.548	30.407	53.182	276.2	25:50.329								
12	2	1:58.765	35.681	30.325	52.759	279.1	27:49.094								
13	2	4:10.945 <b>B</b>	35.735	30.280	3:04.930	281.2	32:00.039								
14	3	2:27.848	57.440	31.814	58.594	282.7	34:27.887								
15	3	2:06.955			57.172	272.0	36:34.842								
16	3	2:04.144			55.053	272.7	38:38.986								
17	3	2:03.254	37.235	31.004	55.015	274.1	40:42.240								
18	3	2:05.380	37.956	31.760	55.664	274.8	42:47.620								
19	3	4:57.476 <b>B</b>	37.135	31.012	3:49.329	280.5	47:45.096								
20	3	2:21.754	54.966	31.365	55.423	270.7	50:06.850								
21	3	2:03.394	37.557	31.057	54.780	272.7	52:10.244								
22	3	2:03.759	36.870	31.112	55.777	271.4	54:14.003								
23	3	2:03.009	36.749	31.056	55.204	271.4	56:17.012								
24	3	2:02.956	37.164				58:19.968								
25	3	2:02.808	36.949	30.930	54.929	272.0	1:00:22.776								
26	3	2:07.082	37.931	31.669	57.482	271.4	1:02:29.858								
27	3	2:05.387	36.978				1:04:35.245								
28	3	4:10.784 <b>B</b>	38.895	31.689	3:00.200	268.0	1:08:46.029								
29	1	2:19.632			54.697	270.7	1:11:05.661								
30	1	2:01.881			53.834	272.7	1:13:07.542								
31	1	2:00.698			54.155	276.9	1:15:08.240								
32	1	3:25.935 <b>B</b>			2:17.864	271.4	1:18:34.175								
33	1	2:17.397			53.917	280.5	1:20:51.572								
34	1	2:03.362			54.212	274.8	1:22:54.934								
<b>78</b> TEAM RUSSIA BY BARWELL 1. Leonid MACHITSKI                      3. Jonathan COCKER 2. Timur SARDAROV                      GTC BMW Z4 GT3															
1	3	2:28.935	58.363	31.342	59.230	269.3	2:28.935								
2	3	2:02.732	36.879	30.879	54.974	274.8	4:31.667								
3	3	2:03.711	37.387	30.987	55.337	270.7	6:35.378								
4	3	2:02.288	37.127	31.039	54.122	271.4	8:37.666								
5	3	2:00.965	<b>36.209</b>	30.847	53.909	271.4	10:38.631								
6	3	4:10.256 <b>B</b>	36.744	31.136	3:02.376	270.7	14:48.887								
7	1	2:20.809	54.177	31.476	55.156	270.7	17:09.696								
8	1	2:04.312	38.111	31.240	54.961	269.3	19:14.008								
9	1	2:06.097	37.813	31.137	57.147	267.3	21:20.105								
10	1	2:04.446	37.780	31.076	55.590	270.0	23:24.551								
11	1	2:03.930	37.427	31.140	55.363	270.0	25:28.481								
12	1	2:03.624	37.443	31.113	55.068	269.3	27:32.105								
13	1	2:05.062	38.097	31.148	55.817	270.7	29:37.167								
14	1	2:03.951	37.372	31.041	55.538	270.0	31:41.118								
15	1	2:04.118	37.672	30.993	55.453	272.0	33:45.236								
16	1	5:08.834 <b>B</b>	38.097	30.918	3:59.819	272.7	38:54.070								
17	2	2:23.382	54.770	31.699	56.913		41:17.452								
18	2	2:06.828	38.442	31.314	57.072	270.7	43:24.280								
19	2	2:07.338	38.011	31.606	57.721	270.7	45:31.618								
20	2	2:07.995	38.669	32.340	56.986	266.7	47:39.613								
21	2	2:06.331	38.208	31.788	56.335	267.3	49:45.944								
22	2	2:07.841	38.046	32.731	57.064	267.3	51:53.785								
23	2	2:07.312	38.270	31.502	57.540	270.7	54:01.097								
24	2	2:05.356	37.762	31.691	55.903	268.0	56:06.453								
25	2	5:03.065 <b>B</b>	38.149	31.929	3:52.987	270.7	1:01:09.518								
26	3	2:20.474	52.685	30.932	56.857	267.3	1:03:29.992								
27	3	2:00.940	36.646	<b>30.736</b>	53.558	270.7	1:05:30.932								
28	3	<b>2:00.039</b>			<b>53.063</b>	271.4	1:07:30.971								
29	3	2:07.039			1:00.638	269.3	1:09:38.010								
30	3	2:02.860			56.268	270.0	1:11:40.870								
31	3	4:52.177 <b>B</b>			3:36.940	150.4	1:16:33.047								
32	2	2:20.138			54.861	270.0	1:18:53.185								
33	2	2:03.170			54.678	270.7	1:20:56.355								
34	2	2:02.852			54.783	270.7	1:22:59.207								
35	2	2:03.148	37.018	31.218	54.912	270.0	1:25:02.355								
<b>80</b> KESSEL RACING 1. Michael BRONISZEWSKI 2. Giacomo PICCINI Ferrari F458 Italia LMGTE															
1	1	3:08.912	1:40.478	31.241	57.193	278.4	3:08.912								
2	1	2:02.761	37.650	30.892	54.219	278.4	5:11.673								
3	1	2:01.307	36.575	30.456	54.276	280.5	7:12.980								
4	1	2:00.543	36.332	30.405	53.806	279.1	9:13.523								
5	1	2:00.263	36.376	30.094	53.793	284.2	11:13.786								
6	1	2:00.931	36.456	30.612	53.863	277.6	13:14.717								
7	1	2:10.887 <b>B</b>	36.908	30.362	1:03.617	279.8	15:25.604								
8	1	3:48.967	2:24.159	30.748	54.060	279.8	19:14.571								
9	1	2:03.043	37.535	30.858	54.650	278.4	21:17.614								
10	1	2:01.653	36.575	30.881	54.197	279.8	23:19.267								
11	1	2:00.261	36.214	30.342	53.705	280.5	25:19.528								
12	1	1:59.943	36.277	30.248	53.418	280.5	27:19.471								



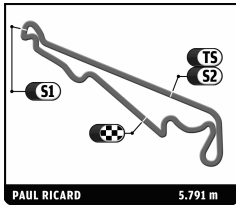
## EUROPEAN LE MANS SERIES

### 4 HOURS OF PAUL RICARD

#### Free Practice 2

#### Sector Analysis

							<span style="color: green;">■</span> Personal Best <span style="color: purple;">■</span> Session Best <span style="color: red;">■</span> Crossing the finish line in pit lane								
Lap	D	Time	Sector 1	Sector 2	Sector 3	T. Spd	Elapsed	Lap	D	Time	Sector 1	Sector 2	Sector 3	T. Spd	Elapsed
							<b>80</b> <b>GULF RACING UK</b> <span style="float: right;">Porsche 911 RSR</span> 1. Michael WAINWRIGHT <span style="float: right;">3. Ben BARKER</span> 2. Adam CARROLL <span style="float: right;">LMGTE</span>								
13	1	1:59.780	36.056	30.317	53.407	281.2	29:19.251								
14	1	1:59.857	36.103	30.257	53.497	281.2	31:19.108								
15	1	2:08.999	B 36.366	30.275	1:02.358	282.0	33:28.107								
16	2	6:24.178	4:58.725	30.598	54.855	279.1	39:52.285								
17	2	2:01.604			54.015	281.2	41:53.889								
18	2	1:59.911	36.088	29.990	53.833	282.0	43:53.800								
19	2	1:59.214	36.157	29.998	53.059	282.0	45:53.014								
20	2	1:58.753	35.829	29.869	53.055	284.2	47:51.767								
21	2	2:19.380	B 36.326	31.460	1:11.594	279.1	50:11.147								
22	2	6:30.478	5:04.599	30.435	55.444	279.8	56:41.625								
23	2	1:59.185	36.084	30.132	52.969	281.2	58:40.810								
24	2	2:10.247	B 35.797	29.867	1:04.583	285.0	1:00:51.057								
25	2	6:01.133	4:24.646	36.236	1:00.251	265.4	1:06:52.190								
26	2	1:57.300			51.889	280.5	1:08:49.490								
27	2	1:57.231			52.239	281.2	1:10:46.721								
28	2	1:56.755			51.958	282.0	1:12:43.476								
29	2	2:09.175	B 35.797		1:02.753	280.5	1:14:52.651								
30	2	5:05.837			54.455	277.6	1:19:58.488								
31	2	1:57.937			52.291	283.5	1:21:56.425								
32	2	1:57.604	35.333	29.765	52.506	282.7	1:23:54.029								
33	2	1:58.316	36.057	29.779	52.480	284.2	1:25:52.345								
34	2	2:18.417	35.939	29.924	1:12.554	282.7	1:28:10.762								
35	2	2:02.711	35.629	29.869	57.213	281.2	1:30:13.473								
							<b>81</b> <b>KESSEL RACING</b> <span style="float: right;">Ferrari F458 Italia</span> 1. Thomas KEMENATER <span style="float: right;">LMGTE</span> 2. Matteo CRESSONI								
1	1	3:33.615	2:01.481	33.717	58.417	252.9	3:33.615								
2	1	2:02.838	37.186	31.213	54.439	273.4	5:36.453								
3	1	2:12.711	B 37.099	30.904	1:04.708	277.6	7:49.164								
4	1	3:19.111	1:47.371	35.222	56.518	246.0	11:08.275								
5	1	2:00.149	36.384	30.486	53.279	275.5	13:08.424								
6	1	1:58.979	35.867	30.218	52.894	276.9	15:07.403								
7	1	2:13.530	B 37.468	30.920	1:05.142	276.9	17:20.933								
8	2	6:35.445	5:11.168	30.722	53.555	273.4	23:56.378								
9	2	1:58.372	35.905	30.052	52.415	276.9	25:54.750								
10	2	1:58.146	35.596	30.147	52.403	277.6	27:52.896								
11	2	2:09.696	B 36.044	31.388	1:02.264	276.2	30:02.592								
12	2	5:43.171	4:18.812	30.867	53.492	277.6	35:45.763								
13	2	1:59.119	35.897	30.219	53.003	276.9	37:44.882								
14	2	2:03.537	37.245	31.378	54.914	276.9	39:48.419								
15	2	2:16.551	B 37.245		1:03.116	277.6	42:04.970								
16	2	15:39.363	...	30.406	53.136	274.8	57:44.333								
17	2	2:00.311	36.790	30.482	53.039	274.8	59:44.644								
18	2	2:03.419	37.388	30.349	55.682	276.9	1:01:48.063								
19	2	2:10.965	B 35.740	30.106	1:05.119	279.1	1:03:59.028								
20	1	3:45.424			55.050	273.4	1:07:44.452								
21	1	2:01.365			54.478	274.1	1:09:45.817								
22	1	2:00.015			53.596	276.2	1:11:45.832								
23	1	2:01.117			53.828	275.5	1:13:46.949								
24	1	2:00.311			53.725	276.2	1:15:47.260								
25	1	2:14.683	B 35.660		1:05.319	274.8	1:18:01.943								
26	1	4:18.446			53.007	276.2	1:22:20.389								
27	1	1:58.682	35.660	30.031	52.991	279.8	1:24:19.071								
28	1	1:59.141	35.851	30.076	53.214	278.4	1:26:18.212								
29	1	1:59.170	35.633	30.224	53.313	276.9	1:28:17.382								
30	1	2:11.538	B 35.603	30.145	1:05.790	276.9	1:30:28.920								
							<b>92</b> <b>OMBRA RACING</b> <span style="float: right;">Ferrari F458 Italia GT3</span> 1. Mario CORDONI <span style="float: right;">GTC</span> 2. Marco ZANUTTINI								
1	2	3:29.145	1:57.835	32.423	58.887	276.2	3:29.145								
2	2	2:05.985	37.738	31.284	56.963	279.8	5:35.130								
3	2	2:07.457	38.715	31.520	57.222	283.5	7:42.587								
4	2	2:16.548	B 38.453	31.436	1:06.659	283.5	9:59.135								
5	2	3:42.975	2:14.831	31.390	56.754	278.4	13:42.110								
6	2	2:06.952	39.092	31.352	56.508	279.1	15:49.062								
7	2	2:07.231	37.421	30.987	58.823	279.8	17:56.293								
8	2	2:04.737	37.582	30.889	56.266	280.5	20:01.030								
9	2	2:05.053	37.616	30.863	56.574	282.0	22:06.083								
10	2	2:07.621	37.708	31.231	58.682	278.4	24:13.704								
11	2	2:04.566	37.351	30.834	56.381	282.0	26:18.270								
12	2	2:05.692	37.519	31.679	56.494	283.5	28:23.962								
13	2	2:04.331	37.273	30.844	56.214	283.5	30:28.293								



**EUROPEAN LE MANS SERIES**

**4 HOURS OF PAUL RICARD**

**Free Practice 2**

**Sector Analysis**

							Personal Best		Session Best		B Crossing the finish line in pit lane								
Lap	D	Time	Sector 1	Sector 2	Sector 3	T. Spd	Elapsed	Lap	D	Time	Sector 1	Sector 2	Sector 3	T. Spd	Elapsed				
14	2	2:05.801	37.729	31.663	56.409	282.0	32:34.094	30	2	2:03.379			55.172	276.2	1:17:00.177				
15	2	2:05.227	37.506	31.065	56.656	283.5	34:39.321	31	2	2:04.232			55.338	275.5	1:19:04.409				
16	2	2:17.741 B			1:08.939	279.8	36:57.062	32	2	2:04.728			56.512	277.6	1:21:09.137				
17	1	6:18.694	4:51.524	31.146	56.024	282.0	43:15.756	33	2	2:03.308	37.281	30.850	55.177	277.6	1:23:12.445				
18	1	2:06.666	38.742	30.733	57.191	280.5	45:22.422	34	2	2:12.845 B	37.874	31.345	1:03.626	275.5	1:25:25.290				
19	1	2:04.341	37.478	31.020	55.843	281.2	47:26.763	35	1	3:06.579	1:40.444	30.970	55.165	275.5	1:28:31.869				
20	1	2:03.365	37.057	30.856	55.452	280.5	49:30.128	36	1	2:02.422	36.941	30.646	54.835	276.2	1:30:34.291				
21	1	2:03.937	36.988	30.884	56.065	280.5	51:34.065												
22	1	2:04.191	37.561	30.740	55.890	284.2	53:38.256												
23	1	2:02.589	36.734	30.639	55.216	282.7	55:40.845												
24	1	2:03.107	37.249	30.612	55.246	281.2	57:43.952												
25	1	2:07.108	37.923	31.814	57.371	266.7	59:51.060												
26	1	2:09.128	40.838	31.513	56.777	280.5	1:02:00.188												
27	1	2:02.909	36.644	30.689	55.576	280.5	1:04:03.097												
28	1	2:13.960 B	37.268	30.781	1:05.911	281.2	1:06:17.057												
29	1	6:47.434			57.648	262.8	1:13:04.491												
30	1	2:03.520			55.391	279.8	1:15:08.011												
31	1	2:04.691			55.207	281.2	1:17:12.702												
32	1	2:03.048			55.577	282.7	1:19:15.750												
33	1	2:04.172			56.530	283.5	1:21:19.922												
34	1	2:02.622	36.700	30.621	55.301	282.7	1:23:22.544												
35	1	2:07.940	39.017	32.763	56.160	280.5	1:25:30.484												
36	1	2:03.597	36.914	30.787	55.896	282.0	1:27:34.081												
37	1	2:03.533	36.847	30.679	56.007	282.7	1:29:37.614												
38	1	2:14.013 B	37.824	30.736	1:05.453	282.0	1:31:51.627												

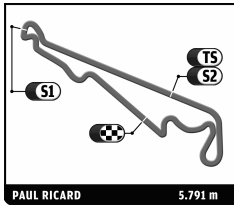
93		PRO GT BY ALMERAS		Porsche 997 GT3R			
		1. Franck PERERA	3. Eric DERMONT	GTC			
		2. Lucas LASSERRE					
1	1	2:13.951	45.637	31.118	57.196	272.7	2:13.951
2	1	2:01.459	36.590	30.848	54.021	276.9	4:15.410
3	1	2:00.402	36.194	30.668	53.540	275.5	6:15.812
4	1	2:11.038 B	36.383	30.671	1:03.984	276.2	8:26.850
5	1	4:57.644	3:28.074	31.003	58.567	276.2	13:24.494
6	1	2:00.155	36.195	30.538	53.422	276.9	15:24.649
7	1	2:10.887 B	35.886	30.429	1:04.572	276.9	17:35.536
8	1	4:35.124	3:09.654	30.676	54.794	278.4	22:10.660
9	1	2:01.342	36.117	30.311	54.914	283.5	24:12.002
10	1	2:08.662 B	36.039	30.362	1:02.261	281.2	26:20.664
11	3	5:30.944	4:04.505	31.363	55.076	276.9	31:51.608
12	3	2:03.467	37.817	30.869	54.781	276.9	33:55.075
13	3	2:03.475	37.758	30.830	54.887	276.2	35:58.550
14	3	2:03.016	37.189	30.855	54.972		38:01.566
15	3	2:02.888	37.022	30.868	54.998	279.1	40:04.454
16	3	2:14.492 B			1:05.063	276.2	42:18.946
17	2	4:00.490	2:30.255	31.499	58.736	274.8	46:19.436
18	2	2:02.125	37.059	30.801	54.265	275.5	48:21.561
19	2	2:02.722	37.411	30.914	54.397	275.5	50:24.283
20	2	2:02.759	36.832	30.635	55.292	276.2	52:27.042
21	2	2:04.225	37.768	30.733	55.724	276.2	54:31.267
22	2	2:13.256 B	37.406	30.779	1:05.071	276.2	56:44.523
23	2	4:15.721	2:48.119	31.549	56.053	274.8	1:01:00.244
24	2	2:03.289	37.152	31.192	54.945	274.8	1:03:03.533
25	2	2:04.058	37.584	30.971	55.503	276.9	1:05:07.591
26	2	2:03.774	37.495	31.164	55.115	276.9	1:07:11.365
27	2	2:03.659			55.243	276.2	1:09:15.024
28	2	2:13.824 B			1:05.108	276.9	1:11:28.848
29	2	3:27.950			57.055	274.1	1:14:56.798

94		AF CORSE		Ferrari F458 Italia GT3			
		1. Thomas FLOHR	3. Andrea RIZZOLI	GTC			
		2. Francesco CASTELLACCI					
1	3	2:46.501	1:20.291	30.813	55.397	281.2	2:46.501
2	3	2:01.531	36.424	30.408	54.699	273.4	4:48.032
3	3	2:00.447	36.293	30.394	53.760	285.0	6:48.479
4	3	2:13.751 B	36.078	30.179	1:07.494	283.5	9:02.230
5	3	3:26.196	1:58.769	31.316	56.111	280.5	12:28.426
6	3	2:00.125	36.203	30.351	53.571	283.5	14:28.551
7	3	2:00.236	36.095	30.236	53.905	285.0	16:28.787
8	3	2:06.968	36.499	30.415	1:00.054	282.0	18:35.755
9	3	2:40.830 B	36.989	30.485	1:33.356	283.5	21:16.585
10	1	5:13.298	3:41.774	31.622	59.902	279.1	26:29.883
11	1	2:05.102	37.831	31.383	55.888	283.5	28:34.985
12	1	2:04.520	37.486	30.739	56.295	286.5	30:39.505
13	1	2:04.099	37.282	30.733	56.084	285.0	32:43.604
14	1	2:03.842	37.535	30.919	55.388	284.2	34:47.446
15	1	2:03.270			55.542	285.7	36:50.716
16	1	2:03.568			55.540	275.5	38:54.284
17	1	2:15.560 B	38.886	31.410	1:05.264	282.7	41:09.844
18	1	3:46.030	2:18.220	32.079	55.731	278.4	44:55.874
19	1	2:04.286	38.045	30.884	55.357	279.1	47:00.160
20	1	2:03.737	37.073	31.341	55.323	278.4	49:03.897
21	1	2:02.536	37.134	30.633	54.769	281.2	51:06.433
22	1	2:02.512	36.797	30.540	55.175	284.2	53:08.945
23	1	2:02.623	37.259	30.489	54.875	283.5	55:11.568
24	1	2:21.224 B	40.099	31.917	1:09.208	279.8	57:32.792
25	2	21:40.646			1:01.162	274.8	1:19:13.438
26	2	2:12.901			57.518	262.1	1:21:26.339
27	2	2:08.005	38.749	31.123	58.133	274.1	1:23:34.344
28	2	2:09.858	37.310	30.777	1:01.771	276.9	1:25:44.202
29	2	2:13.528	36.019	30.029	1:07.480	283.5	1:27:57.730
30	2	1:59.459	36.097	30.268	53.094	283.5	1:29:57.189
31	2	1:58.713	35.629	30.216	52.868	280.5	1:31:55.902

95		AF CORSE		Ferrari F458 Italia GT3			
		1. Adrien DE LEENER		GTC			
		2. Cedric SBIRRAZZUOLI					
1	2	3:03.539	1:36.853	31.281	55.405	277.6	3:03.539
2	2	2:05.541	38.063	30.554	56.924	280.5	5:09.080
3	2	2:01.336	36.699	30.347	54.290	280.5	7:10.416
4	2	2:01.674	36.879	30.420	54.375	282.0	9:12.090
5	2	2:10.949 B	36.627	30.595	1:03.727	280.5	11:23.039
6	2	5:23.809	3:57.012	30.644	56.153	279.1	16:46.848
7	2	2:05.751	36.966	30.960	57.825	276.2	18:52.599
8	2	2:03.412	37.113	30.487	55.812	281.2	20:56.011
9	2	2:02.725	36.834	31.004	54.887	269.3	22:58.736
10	2	2:01.285	36.405	30.472	54.408	282.7	25:00.021
11	2	2:12.052 B	36.524	30.453	1:05.075	282.0	27:12.073
12	2	20:57.394	...	31.044	54.566	276.9	48:09.467
13	2	2:08.612 B	36.389	30.385	1:01.838	281.2	50:18.079



## EUROPEAN LE MANS SERIES

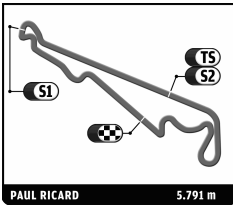
### 4 HOURS OF PAUL RICARD

#### Free Practice 2

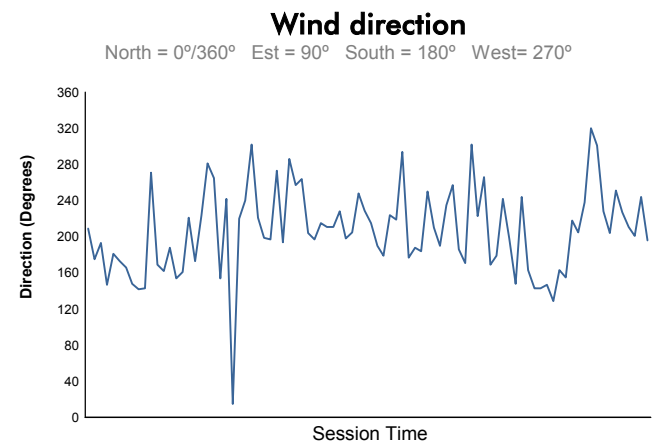
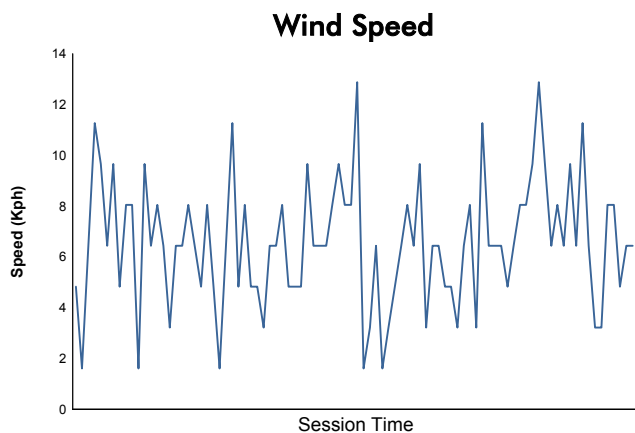
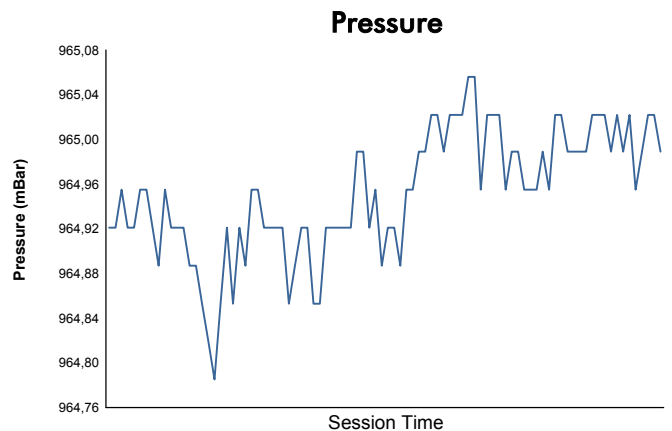
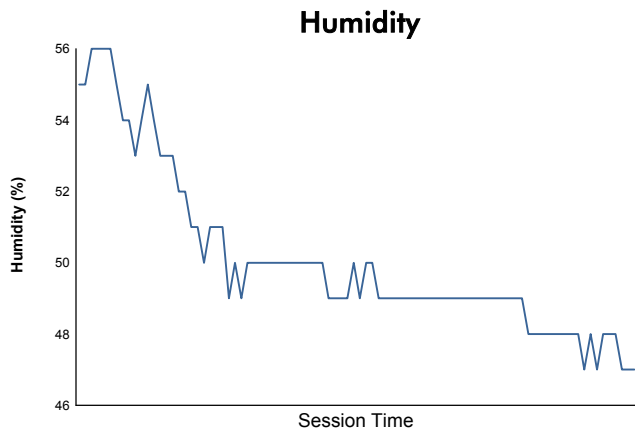
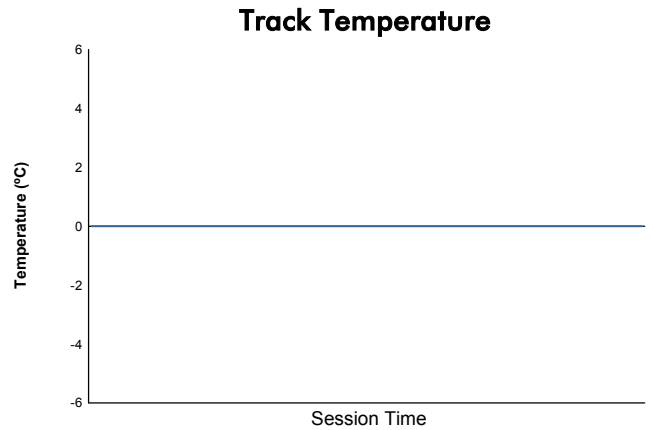
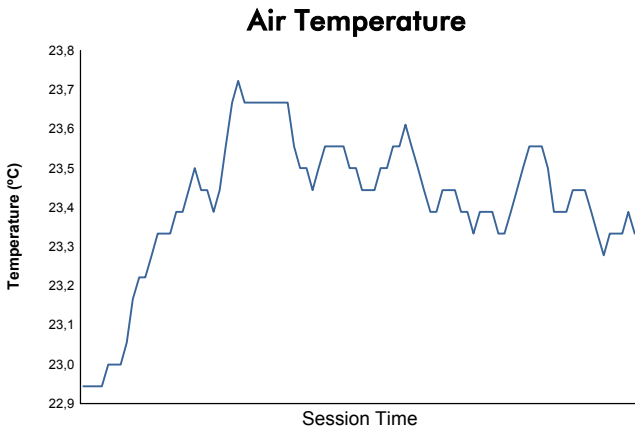
#### Sector Analysis

											Personal Best	Session Best	B Crossing the finish line in pit lane											
Lap	D	Time	Sector 1	Sector 2	Sector 3	T. Spd	Elapsed	Lap	D	Time	Sector 1	Sector 2	Sector 3	T. Spd	Elapsed									
14	2	8:03.521	6:39.504	30.576	53.441	277.6	58:21.600	3	1	2:08.426	39.744	31.560	57.122	272.0	7:27.954									
15	2	1:59.697	35.989	<b>30.189</b>	53.519	280.5	1:00:21.297	4	1	2:26.056	<b>B</b> 41.821	34.783	1:09.452	197.4	9:54.010									
16	2	<b>1:59.546</b>	<b>35.789</b>	30.382	<b>53.375</b>	280.5	1:02:20.843	5	3	12:15.448	...	31.072	1:01.532	276.9	22:09.458									
17	2	2:09.443	<b>B</b> 35.800	30.427	1:03.216	279.8	1:04:30.286	6	3	2:03.323	36.714	30.666	55.943	279.1	24:12.781									
18	1	3:31.463			58.054	279.8	1:08:01.749	7	3	<b>2:00.751</b>	<b>36.315</b>	<b>30.570</b>	<b>53.866</b>	278.4	26:13.532									
19	1	2:02.280			54.729	279.1	1:10:04.029	8	3	2:01.661	36.490	30.709	54.462	278.4	28:15.193									
20	1	2:02.964			55.699	281.2	1:12:06.993	9	3	2:02.780	36.628	30.582	55.570	277.6	30:17.973									
21	1	2:02.465			54.750	283.5	1:14:09.458	10	3	2:11.747	<b>B</b> 36.562	30.816	1:04.369	276.9	32:29.720									
22	1	2:03.055			55.181	280.5	1:16:12.513	11	2	5:14.063	3:44.314	32.521	57.228	272.0	37:43.783									
23	1	2:01.470			54.410	279.8	1:18:13.983	12	2	2:07.083	38.353	32.541	56.189	274.8	39:50.866									
24	1	2:01.435			54.560	280.5	1:20:15.418	13	2	2:05.277			56.081	281.2	41:56.143									
25	1	2:01.887			54.065	279.8	1:22:17.305	14	2	2:04.798	37.746	31.176	55.876	279.8	44:00.941									
26	1	2:01.615	36.851	30.420	54.344	280.5	1:24:18.920	15	2	2:06.463	38.716	31.470	56.277	276.2	46:07.404									
27	1	2:02.772	37.745	30.511	54.516	280.5	1:26:21.692	16	2	2:14.110	<b>B</b> 37.964	31.378	1:04.768	277.6	48:21.514									
28	1	2:01.338	36.381	30.410	54.547	280.5	1:28:23.030	17	1	4:05.985	2:38.187	31.324	56.474	274.8	52:27.499									
29	1	2:18.342	<b>B</b> 36.636	30.436	1:11.270	268.7	1:30:41.372	18	1	2:04.602	37.642	31.212	55.748	278.4	54:32.101									
<b>98</b>			ART GRAND PRIX			McLaren MP4 12C GT3																		
			1. Kevin KORJUS			3. Yann GOUDY									GTC									
			2. Grégoire DEMOUSTIER																					
1	1	5:18.804	3:42.753	35.890	1:00.161	238.9	5:18.804	20	1	2:03.268	37.348	30.938	54.982	276.2	58:38.241									
2	1	2:07.876	39.136	31.618	57.122	270.0	7:26.680	21	1	2:03.199	37.090	30.830	55.279	276.2	1:00:41.440									
3	1	2:08.723	39.474	31.216	58.033	272.7	9:35.403	22	1	2:11.505	<b>B</b> 37.103	30.872	1:03.530	276.9	1:02:52.945									
4	1	2:18.945	<b>B</b> 40.542	31.354	1:07.049	270.7	11:54.348	23	1	4:34.143	3:05.104	32.247	56.792	274.8	1:07:27.088									
5	1	8:57.171	7:28.506	30.950	57.715	274.8	20:51.519	24	1	2:03.947			55.282	275.5	1:09:31.035									
6	1	2:01.727	36.869	30.647	54.211	276.9	22:53.246	25	1	2:05.037			55.769	274.1	1:11:36.072									
7	1	<b>2:01.193</b>	<b>36.513</b>	30.694	<b>53.986</b>	276.9	24:54.439	26	1	2:04.932			55.866	275.5	1:13:41.004									
8	1	2:02.977	36.666	30.824	55.487	267.3	26:57.416	27	1	2:05.983			56.349	274.8	1:15:46.987									
9	1	2:02.007	36.900	<b>30.589</b>	54.518	277.6	28:59.423	28	1	2:16.506	<b>B</b>		1:06.434	277.6	1:18:03.493									
10	1	2:09.051	<b>B</b> 36.622	30.625	1:01.804	276.2	31:08.474	29	1	4:06.149			55.528	274.8	1:22:09.642									
11	2	4:43.071	3:16.922	31.085	55.064	277.6	35:51.545	30	1	2:05.135	37.260	30.867	57.008	276.9	1:24:14.777									
12	2	2:04.651	37.284	30.992	56.375	276.2	37:56.196	31	1	2:03.360	37.149	30.971	55.240	276.2	1:26:18.137									
13	2	2:02.443	37.237	30.661	54.545	276.2	39:58.639	32	1	2:03.695	37.246	30.927	55.522	276.2	1:28:21.832									
14	2	2:02.167			54.877	278.4	42:00.806	33	1	2:03.325	37.168	30.855	55.302	276.9	1:30:25.157									
15	2	2:03.938	37.917	30.810	55.211	277.6	44:04.744																	
16	2	2:11.339	<b>B</b> 36.624	31.194	1:03.521	276.9	46:16.083																	
17	3	5:21.824	3:53.925	31.439	56.460	276.2	51:37.907																	
18	3	2:04.208	37.946	30.882	55.380	276.9	53:42.115																	
19	3	2:03.349	37.318	30.798	55.233	277.6	55:45.464																	
20	3	2:03.533	37.380	30.710	55.443	279.1	57:48.997																	
21	3	2:04.351	37.238	30.824	56.289	279.1	59:53.348																	
22	3	2:12.820	<b>B</b> 38.025	30.928	1:03.867	277.6	1:02:06.168																	
23	2	4:03.932	2:36.796	31.423	55.713	276.2	1:06:10.100																	
24	2	2:04.444			55.300	275.5	1:08:14.544																	
25	2	2:04.330			55.718	265.4	1:10:18.874																	
26	2	2:03.684			55.405	276.9	1:12:22.558																	
27	2	2:02.222			54.666	276.9	1:14:24.780																	
28	2	2:11.039	<b>B</b>		1:03.496	277.6	1:16:35.819																	
29	2	5:07.438			55.854	277.6	1:21:43.257																	
30	2	2:04.188	37.359	31.068	55.761	277.6	1:23:47.445																	
31	2	2:04.219	37.523	30.935	55.761	278.4	1:25:51.664																	
32	2	2:03.948	37.696	30.962	55.290	279.8	1:27:55.612																	
33	2	2:05.884	37.738	30.920	57.226	279.8	1:30:01.496																	
<b>99</b>			ART GRAND PRIX			McLaren MP4 12C GT3																		
			1. Ricardo GONZALEZ			3. Alex BRUNDLE									GTC									
			2. Karim AJLANI																					
1	1	3:08.593	1:38.501	32.229	57.863	269.3	3:08.593																	
2	1	2:10.935	40.493	31.515	58.927	270.0	5:19.528																	





Computerised results and timing service  
**4 HOURS OF PAUL RICARD**  
**EUROPEAN LE MANS SERIES**  
**Free Practice 2**  
**Weather Report**



Track Status:

**DRY**