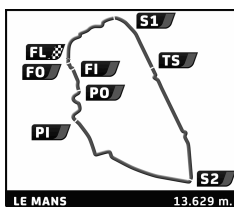




24h LE MANS



TEST DAY 24 HEURES DU MANS 2014 Test Practice 2 Classification

Nr.	Team	Drivers	Car	Cl	Ty	Time	Lap Total	Gap	Kph
1	8 Toyota Racing	A. DAVIDSON / N. LAPIERRE / S. BUEMI	Toyota TS 040 - Hybrid	LMP1 - H	M	3:23.014	9 46	- -	241.7
2	7 Toyota Racing	A. WURZ / S. SARRAZIN / K. NAKAJIMA	Toyota TS 040 - Hybrid	LMP1 - H	M	3:23.156	42 44	+0.142 +0.142	241.5
3	3 Audi Sport Team Joest	F. ALBUQUERQUE / M. BONANOMI	Audi R18 e-tron quattro	LMP1 - H	M	3:24.453	49 58	+1.439 +1.297	240.0
4	1 Audi Sport Team Joest	L. DI GRASSI / L. DUVAL / T. KRISTENSEN	Audi R18 e-tron quattro	LMP1 - H	M	3:24.453	43 51	+1.439 +0.000	240.0
5	14 Porsche Team	R. DUMAS / N. JANI / M. LIEB	Porsche 919 Hybrid	LMP1 - H	M	3:24.692	5 50	+1.678 +0.239	239.7
6	2 Audi Sport Team Joest	M. FÄSSLER / A. LOTTERER / B. TRELUYER	Audi R18 e-tron quattro	LMP1 - H	M	3:24.757	34 50	+1.743 +0.065	239.6
7	20 Porsche Team	T. BERNHARD / M. WEBBER / B. HARTLEY	Porsche 919 Hybrid	LMP1 - H	M	3:24.911	32 53	+1.897 +0.154	239.4
8	12 Rebellion Racing	N. PROST / N. HEIDFELD / M. BECHE	Rebellion R-One - Toyota	LMP1 - L	M	3:31.700	13 31	+8.686 +6.789	231.8
9	13 Rebellion Racing	D. KRAIHAMER / A. BELICCHI / F. LEIMER	Rebellion R-One - Toyota	LMP1 - L	M	3:33.043	23 33	+10.029 +1.343	230.3
10	26 G-Drive Racing	R. RUSINOV / O. PLA / J. CANAL	Morgan - Nissan	LMP2	D	3:37.795	28 29	+14.781 +4.752	225.3
11	48 Murphy Prototypes	N. BERTON / R. GONZALEZ / K. CHANDHOK / A. KAPADIA	Oreca 03 - Nissan	LMP2	D	3:38.286	19 33	+15.272 +0.491	224.8
12	36 Signatech Alpine	P. CHATIN / O. WEBB / N. PIANCIATICI	Alpine A450 - Nissan	LMP2	D	3:39.026	34 35	+16.012 +0.740	224.0
13	35 OAK Racing	A. BRUNDLE / J. MARDENBOROUGH / M. SHULZITSKY	Ligier - Nissan	LMP2	D	3:39.191	32 44	+16.177 +0.165	223.8
14	47 KCMG	M. HOWSON / R. BRADLEY / A. IMPERATORI	Oreca 03 - Nissan	LMP2	D	3:39.475	25 28	+16.461 +0.284	223.6
15	34 Race Performance	M. FREY / F. MAILLEUX / J. LANCASTER	Oreca 03 - Judd	LMP2	D	3:39.568	17 42	+16.554 +0.093	223.5
16	38 Jota Sport	S. DOLAN / H. TINCINNELL / M. GENE	Zytek Z11SN - Nissan	LMP2	D	3:39.849	7 27	+16.835 +0.281	223.2
17	24 Sebastien Loeb Racing	V. CAPLARE / R. EAST / J. CHAROUZ / L. VANTHOOR	Oreca 03 - Nissan	LMP2	M	3:40.171	24 41	+17.157 +0.322	222.8
18	46 Thiriet By TDS Racing	P. THIRIET / L. BADEY / T. GOMMENDY	Ligier JS P2 - Nissan	LMP2	D	3:40.908	25 41	+17.894 +0.737	222.1
19	37 SMP Racing	K. LADYGIN / N. MINASSIAN / M. MEDIANI	Oreca 03 - Nissan	LMP2	M	3:41.033	3 35	+18.019 +0.125	222.0
20	42 Caterham Racing	T. KIMBER-SMITH / C. DYSON / M. MGHURRY	Zytek Z11SN - Nissan	LMP2	D	3:41.086	40 44	+18.072 +0.053	221.9
21	43 Newblood By Morand Racing	C. KIJEN / G. HIRSCH / R. BRANDELA	Morgan - Judd	LMP2	D	3:41.656	29 32	+18.642 +0.570	221.4
22	29 Pegasus Racing	J. SCHELL / N. LEUTWILLER / L. ROUSSEL	Morgan - Nissan	LMP2	D	3:43.156	15 24	+20.142 +1.500	219.9
23	41 Greaves Motorsport	M. MUNHEMAN / A. LATIF / J. WINSLOW / D. NORRIS-JONES	Zytek Z11SN - Nissan	LMP2	D	3:43.261	11 47	+20.247 +0.105	219.8
24	27 SMP Racing	S. ZLOBIN / A. LADYGIN / M. SALO	Oreca 03 - Nissan	LMP2	M	3:43.499	10 39	+20.485 +0.238	219.5
25	50 Larbre Competition	P. RAGUES / R. TAYLOR / K. IHARA	Morgan - Judd	LMP2	M	3:43.924	10 40	+20.910 +0.425	219.1
26	33 OAK Racing - Team Asia	D. CHENG / H. TUNG / A. FONG	Ligier JS P2 - HPD	LMP2	M	3:45.260	20 28	+22.246 +1.336	217.8
27	0 Nissan Motorsports Global	W. REIP / T. ERDOS	Nissan ZEOD RC	CDNT - H	M	3:54.145	2 14	+31.131 +8.885	209.5
28	92 Porsche Team Manthey	M. HOLZER / F. MAKOWIECKI / R. LIETZ	Porsche 911 RSR	LMGTE Pro	M	3:57.260	42 45	+34.246 +3.115	206.8
29	90 8 Star Motorsports	F. MONTECALVO / G. RODA / P. RUBERTI	Ferrari 458 Italia	LMGTE Am	M	3:57.403	35 36	+34.389 +0.143	206.7
30	51 AF Corse	G. BRUNI / T. YILANDER / G. FISICHELLA	Ferrari 458 Italia	LMGTE Pro	M	3:57.483	27 28	+34.469 +0.080	206.6
31	72 SMP Racing	A. BERTOLINI / V. SHAITAR / A. BASOVO	Ferrari 458 Italia	LMGTE Am	M	3:57.569	40 43	+34.555 +0.086	206.5
32	52 RAM Racing	M. GRIFFIN / A. PARENTE / F. LEO	Ferrari 458 Italia	LMGTE Pro	M	3:57.993	16 39	+34.979 +0.424	206.2
33	74 Corvette Racing	O. GAVIN / T. MILNER / R. WESTBROOK	Chevrolet Corvette - C7	LMGTE Pro	M	3:58.403	28 44	+35.389 +0.410	205.8
34	61 AF Corse	L. PEREZ COMPANC / M. CIOCI / M. VENTURI	Ferrari 458 Italia	LMGTE Am	M	3:58.440	10 45	+35.426 +0.037	205.8
35	60 AF Corse	P. MANNI / R. GIANMARIA	Ferrari 458 Italia	LMGTE Am	M	3:58.565	23 26	+35.551 +0.125	205.7
36	71 AF Corse	D. RIGON / J. CALADO / O. BERETTA	Ferrari 458 Italia	LMGTE Pro	M	3:58.905	18 37	+35.891 +0.340	205.4
37	81 AF Corse	S. WYATT / M. RUGOLO / S. BIRD	Ferrari 458 Italia	LMGTE Am	M	3:58.917	16 45	+35.903 +0.012	205.4
38	73 Corvette Racing	J. MAGNUSSEN / A. GARCIA / J. TAYLOR	Chevrolet Corvette - C7	LMGTE Pro	M	3:59.192	38 45	+36.178 +0.275	205.1
39	58 Team Sofrev ASP	F. BARTHEZ / A. PONS / S. AYARI	Ferrari 458 Italia	LMGTE Am	M	3:59.246	10 31	+36.232 +0.054	205.1
40	53 RAM Racing	J. MOWLEM / A. HAMILTON	Ferrari 458 Italia	LMGTE Am	M	3:59.248	37 39	+36.234 +0.002	205.1
41	88 Proton Competition	C. RIED / K. ALQUBAISI / K. BACHLER / P. LONG	Porsche 911 RSR	LMGTE Am	M	3:59.413	10 38	+36.399 +0.165	204.9
42	97 Aston Martin Racing	S. MÜCKE / D. TURNER / B. SENNA	Aston Martin Vantage V8	LMGTE Pro	M	3:59.561	15 25	+36.547 +0.148	204.8
43	75 Prospeed Competition	F. FERRODO / E. COLLARD	Porsche 911 GT3 RSR	LMGTE Am	M	3:59.601	35 38	+36.587 +0.040	204.8
44	95 Aston Martin Racing	D. HEINEMEIER-HANSSON / N. THIIM	Aston Martin Vantage V8	LMGTE Am	M	3:59.903	15 25	+36.889 +0.302	204.5
45	77 Dempsey Racing - Proton	P. DEMPSEY / J. FOSTER / P. LONG / K. BACHLER	Porsche 911 RSR	LMGTE Am	M	3:59.966	5 39	+36.952 +0.063	204.5
46	99 Aston Martin Racing	A. MACDOWALL / D. O'YOUNG / F. REES	Aston Martin Vantage V8	LMGTE Pro	M	3:59.996	14 29	+36.982 +0.030	204.4
47	98 Aston Martin Racing	P. DALLA LANA / P. LAMY / C. NYGAARD	Aston Martin Vantage V8	LMGTE Am	M	4:00.571	17 21	+37.557 +0.575	203.9
48	66 JMW Motorsport	A. ALFAISAL / S. NEIMAN / S. PUMPELLY	Ferrari 458 Italia	LMGTE Am	M	4:01.211	12 25	+38.197 +0.640	203.4
49	70 Team Taisan	M. RICH / S. NAKANO	Ferrari 458 Italia	LMGTE Am	M	4:03.399	2 17	+40.385 +2.188	201.6
50	67 IMSA Performance Matmut	E. MARIS / E. HELARY	Porsche 911 GT3 RSR	LMGTE Am	M	4:03.949	8 27	+40.935 +0.550	201.1
51	76 IMSA Performance Matmut	R. NARAC / N. ARMINDO / D. HALLYDAY	Porsche 911 GT3 RSR	LMGTE Am	M	4:05.075	25 40	+42.061 +1.126	200.2
52	55 AF Corse	D. CAMERON	Ferrari 458 Italia	LMGTE Am	M	4:08.608	19 22	+45.594 +3.533	197.4
53	62 AF Corse	Y. MALLEGOL / J. BACHELIER / H. BLANK	Ferrari 458 Italia	LMGTE Am	M	4:12.276	5 33	+49.262 +3.668	194.5
54	91 Porsche Team Manthey	P. PILET / J. BERGMEISTER / N. TANDY	Porsche 911 RSR	LMGTE Pro	M				

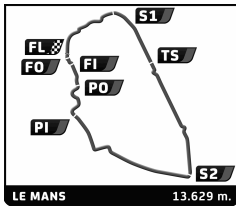
Fastest Lap	Lap 9	Sébastien BUEMI	3:23.014	241.7 Kph
-------------	-------	-----------------	-----------------	-----------

CAR NR 43 SOME LAPTICES DELETED DUE TO STEWARDS DECISION N° 7

Published at:	Track Temp: 26,11 °C	Air Temp: 20,11 °C	Track Status: DRY
Race Director:	Timekeeper:		



24h LE MANS



TEST DAY 24 HEURES DU MANS 2014

Test Practice 2

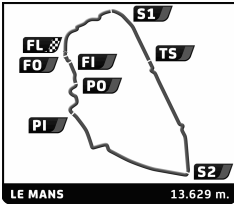
Classification by Class

Nr.	Team	Drivers	Car	Ty	Time	Lap	Total	Gap	Kph
LMP1									
1	8 Toyota Racing	A. DAVIDSON / N. LAPIERRE / S. BUEMI	Toyota TS 040 - Hybrid	H M	3:23.014	9	46		241.7
2	7 Toyota Racing	A. WURZ / S. SARRAZIN / K. NAKANAJIMA	Toyota TS 040 - Hybrid	H M	3:23.156	42	44	+0.142 +0.142	241.5
3	3 Audi Sport Team Joest	F. ALBUQUERQUE / M. BONANOMI	Audi R18 e-tron quattro	H M	3:24.453	49	58	+1.439 +1.297	240.0
4	1 Audi Sport Team Joest	L. DI GRASSI / L. DUVAL / T. KRISTENSEN	Audi R18 e-tron quattro	H M	3:24.453	43	51	+1.439	240.0
5	14 Porsche Team	R. DUMAS / N. JANI / M. LIEB	Porsche 919 Hybrid	H M	3:24.692	5	50	+1.678 +0.239	239.7
6	2 Audi Sport Team Joest	M. FÄSSLER / A. LOTTERER / B. TRELUYER	Audi R18 e-tron quattro	H M	3:24.757	34	50	+1.743 +0.065	239.6
7	20 Porsche Team	T. BERNHARD / M. WEBBER / B. HARTLEY	Porsche 919 Hybrid	H M	3:24.911	32	53	+1.897 +0.154	239.4
8	12 Rebellion Racing	N. PROST / N. HEIDFELD / M. BECHE	Rebellion R-One - Toyota	L M	3:31.700	13	31	+8.686 +6.789	231.8
9	13 Rebellion Racing	D. KRAIHAMER / A. BELICCHI / F. LEIMER	Rebellion R-One - Toyota	L M	3:33.043	23	33	+10.029 +1.343	230.3
LMP2									
1	26 G-Drive Racing	R. RUSINOV / O. PLA / J. CANAL	Morgan - Nissan	D	3:37.795	28	29		225.3
2	48 Murphy Prototypes	N. BERTHO / R. GONZALEZ / K. CHANDHOK / A. KAPADIA	Oreca 03 - Nissan	D	3:38.286	19	33	+0.491 +0.491	224.8
3	36 Signatech Alpine	P. CHATIN / O. WEBB / N. PANCIATICI	Alpine A450 - Nissan	D	3:39.026	34	35	+1.231 +0.740	224.0
4	35 OAK Racing	A. BRUNDE / L. MARDENBOROUGH / M. SHULZHITSKY	Ligier - Nissan	D	3:39.191	32	44	+1.396 +0.165	223.8
5	47 KCMG	M. HOWSON / R. BRADLEY / A. IMPERATORI	Oreca 03 - Nissan	D	3:39.475	25	28	+1.680 +0.284	223.6
6	34 Race Performance	M. FREY / F. MAILLEUX / J. LANCASTER	Oreca 03 - Judd	D	3:39.568	17	42	+1.773 +0.093	223.5
7	38 Jota Sport	S. DOLAN / H. TINCKNELL / M. GENE	Zytek Z11SN - Nissan	D	3:39.849	7	27	+2.054 +0.281	223.2
8	24 Sebastien Loeb Racing	V. CAPILLARE / R. RAST / J. CHAROUZ / L. VANHOOR	Oreca 03 - Nissan	M	3:40.171	24	41	+2.376 +0.322	222.8
9	46 Thiriet By TDS Racing	P. THIRIET / L. BADEY / T. GOMMENDY	Ligier JS P2 - Nissan	D	3:40.908	25	41	+3.113 +0.737	222.1
10	37 SMP Racing	K. LADYGIN / N. MINASSIAN / M. MEDIANI	Oreca 03 - Nissan	M	3:41.033	3	35	+3.238 +0.125	222.0
11	42 Caterham Racing	T. KIMBER-SMITH / C. DYSON / M. McMURRY	Zytek Z11SN - Nissan	D	3:41.086	40	44	+3.291 +0.053	221.9
12	43 Newblood By Morand Racing	C. KLIEN / G. HIRSCH / R. BRANDELA	Morgan - Judd	D	3:41.656	29	32	+3.861 +0.570	221.4
13	29 Pegasus Racing	J. SCHELL / N. LEUTWILLER / L. ROUSSEL	Morgan - Nissan	D	3:43.156	15	24	+5.361 +1.500	219.9
14	41 Greaves Motorsport	M. MUNEMHAM / A. LATIF / J. WINSLOW / D. NORRIS-JONES	Zytek Z11SN - Nissan	D	3:43.261	11	47	+5.466 +0.105	219.8
15	27 SMP Racing	S. ZLOBIN / A. LADYGIN / M. SALO	Oreca 03 - Nissan	M	3:43.499	10	39	+5.704 +0.238	219.5
16	50 Larbre Competition	P. RAGUES / R. TAYLOR / K. IHARA	Morgan - Judd	M	3:43.924	10	40	+6.129 +0.425	219.1
17	33 OAK Racing - Team Asia	D. CHENG / H. TUNG / A. FONG	Ligier JS P2 - HPD	M	3:45.260	20	28	+7.465 +1.336	217.8
LMGTE Pro									
1	92 Porsche Team Manthey	M. HOLZER / F. MAKOWIECKI / R. LIETZ	Porsche 911 RSR	M	3:57.260	42	45		206.8
2	51 AF Corse	G. BRUNI / T. VILANDER / G. FISICHELLA	Ferrari 458 Italia	M	3:57.483	27	28	+0.223 +0.223	206.6
3	52 RAM Racing	M. GRIFFIN / A. PARENTE / F. LEO	Ferrari 458 Italia	M	3:57.993	16	39	+0.733 +0.510	206.2
4	74 Corvette Racing	O. GAVIN / T. MILNER / R. WESTBROOK	Chevrolet Corvette - C7	M	3:58.403	28	44	+1.143 +0.410	205.8
5	71 AF Corse	D. RIGON / J. CALADO / O. BERETTA	Ferrari 458 Italia	M	3:58.905	18	37	+1.645 +0.502	205.4
6	73 Corvette Racing	J. MAGNUSSEN / A. GARCIA / J. TAYLOR	Chevrolet Corvette - C7	M	3:59.192	38	45	+1.932 +0.287	205.1
7	97 Aston Martin Racing	S. MÜCKE / D. TURNER / B. SENNA	Aston Martin Vantage V8	M	3:59.561	15	25	+2.301 +0.369	204.8
8	99 Aston Martin Racing	A. MACDOWALL / D. O'YOUNG / F. REES	Aston Martin Vantage V8	M	3:59.996	14	29	+2.736 +0.435	204.4
9	91 Porsche Team Manthey	P. PILET / J. BERGMEISTER / N. TANDY	Porsche 911 RSR	M					
LMGTE Am									
1	90 8 Star Motorsports	F. MONTECALVO / G. RODA / P. RUBERTI	Ferrari 458 Italia	M	3:57.403	35	36		206.7
2	72 SMP Racing	A. BERTOLINI / V. SHAITAR / A. BASOV	Ferrari 458 Italia	M	3:57.569	40	43	+0.166 +0.166	206.5
3	61 AF Corse	L. PEREZ COMPANC / M. CIOCI / M. VENTURI	Ferrari 458 Italia	M	3:58.440	10	45	+1.037 +0.871	205.8
4	60 AF Corse	P. MANN / R. GIAMMARIA	Ferrari 458 Italia	M	3:58.565	23	26	+1.162 +0.125	205.7
5	81 AF Corse	S. WYATT / M. RUGOLO / S. BIRD	Ferrari 458 Italia	M	3:58.917	16	45	+1.514 +0.352	205.4
6	58 Team Sofrev ASP	F. BARTHEZ / A. PONS / S. AYARI	Ferrari 458 Italia	M	3:59.246	10	31	+1.843 +0.329	205.1
7	53 RAM Racing	J. MOWLEM / A. HAMILTON	Ferrari 458 Italia	M	3:59.248	37	39	+1.845 +0.002	205.1
8	88 Proton Competition	C. RIED / K. ALQUBAISI / K. BACHLER / P. LONG	Porsche 911 RSR	M	3:59.413	10	38	+2.010 +0.165	204.9
9	75 Prospeed Competition	F. PERRODO / E. COLLARD	Porsche 911 GT3 RSR	M	3:59.601	35	38	+2.198 +0.188	204.8
10	95 Aston Martin Racing	D. HEINEMEIER-HANSSON / N. THIMM	Aston Martin Vantage V8	M	3:59.903	15	25	+2.500 +0.302	204.5
11	77 Dempsey Racing - Proton	P. DEMPSEY / J. FOSTER / P. LONG / K. BACHLER	Porsche 911 RSR	M	3:59.966	5	39	+2.563 +0.063	204.5
12	98 Aston Martin Racing	P. DALLA LANA / P. LAMY / C. NYGAARD	Aston Martin Vantage V8	M	4:00.571	17	21	+3.168 +0.605	203.9
13	66 JMW Motorsport	A. ALFAISAL / S. NEIMAN / S. PUMPELLY	Ferrari 458 Italia	M	4:01.211	12	25	+3.808 +0.640	203.4
14	70 Team Taisan	M. RICH / S. NAKANO	Ferrari 458 Italia	M	4:03.399	2	17	+5.996 +2.188	201.6
15	67 IMSA Performance Matmut	E. MARIS / E. HELARY	Porsche 911 GT3 RSR	M	4:03.949	8	27	+6.546 +0.550	201.1
16	76 IMSA Performance Matmut	R. NARAC / N. ARMINDO / D. HALLYDAY	Porsche 911 GT3 RSR	M	4:05.075	25	40	+7.672 +1.126	200.2
17	55 AF Corse	D. CAMERON	Ferrari 458 Italia	M	4:08.608	19	22	+11.205 +3.533	197.4
18	62 AF Corse	Y. MALLEGOL / J. BACHELIER / H. BLANK	Ferrari 458 Italia	M	4:12.276	5	33	+14.873 +3.668	194.5
CDNT									
1	0 Nissan Motorsports Global	W. REIP / T. ERDOS	Nissan ZEOD RC	H M	3:54.145	2	14		209.5

CAR NR 43 SOME LAPTIMES DELETED DUE TO STEWARDS DECISION N° 7



24h LE MANS



TEST DAY

24 HEURES DU MANS 2014

Test Practice 2

Classification by Class

Nr.	Team	Drivers	Car	Ty	Time	Lap Total	Gap	Kph
-----	------	---------	-----	----	------	-----------	-----	-----

Published at:

Track Temp: **26,11 °C**

Air Temp: **20,11 °C**

Track Status:

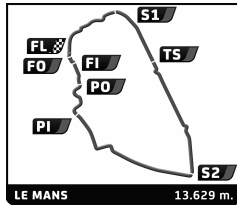
DRY

Race Director:

Timekeeper:



24h LE MANS



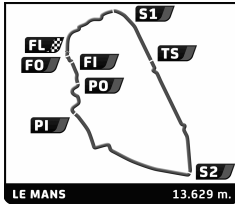
TEST DAY 24 HEURES DU MANS 2014 After Test Practice 2

Classification by Fastest Lap

Nr	Team	Car	Class	Driver	Time	Laps	Gap	Kph	Session
1	8 Toyota Racing	Toyota TS 040 - Hybrid	LMP1 - H	Sébastien BUEMI	3:23.014	23		241.7	Test Practice 2
2	7 Toyota Racing	Toyota TS 040 - Hybrid	LMP1 - H	Kazuki NAKAJIMA	3:23.156	27	0.142	241.5	Test Practice 2
3	3 Audi Sport Team Joest	Audi R18 e-tron quattro	LMP1 - H	Marco BONANOMI	3:23.799	42	0.785	240.7	Test Practice 1
4	1 Audi Sport Team Joest	Audi R18 e-tron quattro	LMP1 - H	Loïc DUVAL	3:24.453	31	1.439	240.0	Test Practice 2
5	14 Porsche Team	Porsche 919 Hybrid	LMP1 - H	Neel JANI	3:24.692	31	1.678	239.7	Test Practice 2
6	2 Audi Sport Team Joest	Audi R18 e-tron quattro	LMP1 - H	André LOTTERER	3:24.757	32	1.743	239.6	Test Practice 2
7	20 Porsche Team	Porsche 919 Hybrid	LMP1 - H	Timo BERNHARD	3:24.911	31	1.897	239.4	Test Practice 2
8	12 Rebellion Racing	Rebellion R-One - Toyota	LMP1 - L	Mathias BECHE	3:31.700	37	8.686	231.8	Test Practice 2
9	13 Rebellion Racing	Rebellion R-One - Toyota	LMP1 - L	Dominik KRAIHAMER	3:33.043	21	10.029	230.3	Test Practice 2
10	26 G-Drive Racing	Morgan - Nissan	LMP2	Roman RUSINOV	3:37.795	19	14.781	225.3	Test Practice 2
11	48 Murphy Prototypes	Oreca 03 - Nissan	LMP2	Karun CHANDHOK	3:38.286	14	15.272	224.8	Test Practice 2
12	36 Signatech Alpine	Alpine A450 - Nissan	LMP2	Nelson PANCIATICI	3:39.026	19	16.012	224.0	Test Practice 2
13	35 OAK Racing	Ligier - Nissan	LMP2	Jann MARDENBOROUGH	3:39.191	31	16.177	223.8	Test Practice 2
14	47 KCMG	Oreca 03 - Nissan	LMP2	Alexandre IMPERATORI	3:39.475	19	16.461	223.6	Test Practice 2
15	34 Race Performance	Oreca 03 - Judd	LMP2	Franck MAILLEUX	3:39.568	19	16.554	223.5	Test Practice 2
16	38 Jota Sport	Zytek Z11SN - Nissan	LMP2	Marc GENE	3:39.849	22	16.835	223.2	Test Practice 2
17	24 Sebastien Loeb Racing	Oreca 03 - Nissan	LMP2	René RAST	3:40.171	24	17.157	222.8	Test Practice 2
18	46 Thiriet By TDS Racing	Ligier JS P2 - Nissan	LMP2	Tristan GOMMENDY	3:40.908	20	17.894	222.1	Test Practice 2
19	37 SMP Racing	Oreca 03 - Nissan	LMP2	Nicolas MINASSIAN	3:41.033	22	18.019	222.0	Test Practice 2
20	42 Caterham Racing	Zytek Z11SN - Nissan	LMP2	Thomas KIMBER-SMITH	3:41.086	22	18.072	221.9	Test Practice 2
21	43 Newblood By Morand Racing	Morgan - Judd	LMP2	Christian KLIEN	3:41.656	27	18.642	221.4	Test Practice 2
22	29 Pegasus Racing	Morgan - Nissan	LMP2	Léo ROUSSEL	3:43.156	19	20.142	219.9	Test Practice 2
23	41 Greaves Motorsport	Zytek Z11SN - Nissan	LMP2	James WINSLOW	3:43.261	23	20.247	219.8	Test Practice 2
24	27 SMP Racing	Oreca 03 - Nissan	LMP2	Mika SALO	3:43.499	17	20.485	219.5	Test Practice 2
25	0 Larbre Competition	Morgan - Judd	LMP2	Pierre RAGUES	3:43.924	32	20.910	219.1	Test Practice 2
26	33 OAK Racing - Team Asia	Ligier JS P2 - HPD	LMP2	Ho-Pin TUNG	3:45.260	14	22.246	217.8	Test Practice 2
27	0 Nissan Motorsports Global	Nissan ZEOD RC	CDNT - H	Wolfgang REIP	3:52.574	16	29.560	211.0	Test Practice 1
28	92 Porsche Team Manthey	Porsche 911 RSR	LMGTE Pro	Frédéric MAKOWIECKI	3:57.260	29	34.246	206.8	Test Practice 2
29	90 8 Star Motorsports	Ferrari 458 Italia	LMGTE Am	Paolo RUBERTI	3:57.403	20	34.389	206.7	Test Practice 2
30	51 AF Corse	Ferrari 458 Italia	LMGTE Pro	Giancarlo FISICHELLA	3:57.488	29	34.469	206.6	Test Practice 2
31	72 SMP Racing	Ferrari 458 Italia	LMGTE Am	Andrea BERTOLINI	3:57.569	24	34.555	206.5	Test Practice 2
32	52 RAM Racing	Ferrari 458 Italia	LMGTE Pro	Matt GRIFFIN	3:57.993	21	34.979	206.2	Test Practice 2
33	74 Corvette Racing	Chevrolet Corvette - C7	LMGTE Pro	Oliver GAVIN	3:58.403	33	35.389	205.8	Test Practice 2
34	61 AF Corse	Ferrari 458 Italia	LMGTE Am	Marco CIOCI	3:58.440	22	35.426	205.8	Test Practice 2
35	60 AF Corse	Ferrari 458 Italia	LMGTE Am	Raffaele GIAMMARIA	3:58.565	20	35.551	205.7	Test Practice 2
36	71 AF Corse	Ferrari 458 Italia	LMGTE Pro	James CALADO	3:58.905	22	35.891	205.4	Test Practice 2
37	81 AF Corse	Ferrari 458 Italia	LMGTE Am	Sam BIRD	3:58.917	15	35.903	205.4	Test Practice 2
38	73 Corvette Racing	Chevrolet Corvette - C7	LMGTE Pro	Jan MAGNUSSEN	3:59.192	34	36.178	205.1	Test Practice 2
39	58 Team Sofrev ASP	Ferrari 458 Italia	LMGTE Am	Soheil AYARI	3:59.246	22	36.232	205.1	Test Practice 2
40	53 RAM Racing	Ferrari 458 Italia	LMGTE Am	Johnny MOWLEM	3:59.248	32	36.234	205.1	Test Practice 2
41	88 Proton Competition	Porsche 911 RSR	LMGTE Am	Klaus BACHLER	3:59.413	18	36.399	204.9	Test Practice 2
42	97 Aston Martin Racing	Aston Martin Vantage V8	LMGTE Pro	Stefan MÜCKE	3:59.561	11	36.547	204.8	Test Practice 2
43	75 Prospeed Competition	Porsche 911 GT3 RSR	LMGTE Am	Emmanuel COLLARD	3:59.601	33	36.587	204.8	Test Practice 2
44	95 Aston Martin Racing	Aston Martin Vantage V8	LMGTE Am	Nicik THIIM	3:59.903	15	36.889	204.5	Test Practice 2
45	77 Dempsey Racing - Proton	Porsche 911 RSR	LMGTE Am	Patrick LONG	3:59.966	6	36.952	204.5	Test Practice 2
46	99 Aston Martin Racing	Aston Martin Vantage V8	LMGTE Pro	Fernando REES	3:59.996	22	36.982	204.4	Test Practice 2
47	66 JMW Motorsport	Ferrari 458 Italia	LMGTE Am	Spencer PUMPELLY	4:00.458	15	37.444	204.0	Test Practice 1
48	98 Aston Martin Racing	Aston Martin Vantage V8	LMGTE Am	Paul DALLA LANA	4:00.571	33	37.557	203.9	Test Practice 2
49	91 Porsche Team Manthey	Porsche 911 RSR	LMGTE Pro	Jörg BERGMEISTER	4:00.846	14	37.832	203.7	Test Practice 1
50	61 IMSA Performance Matmut	Porsche 911 GT3 RSR	LMGTE Am	Eric HELARY	4:02.292	32	39.278	202.5	Test Practice 1
51	70 Team Taisan	Ferrari 458 Italia	LMGTE Am	Shinji NAKANO	4:02.499	22	39.485	202.3	Test Practice 1
52	76 IMSA Performance Matmut	Porsche 911 GT3 RSR	LMGTE Am	Raymond NARAC	4:05.075	19	42.061	200.2	Test Practice 2
53	55 AF Corse	Ferrari 458 Italia	LMGTE Am	Duncan CAMERON	4:08.608	45	45.594	197.4	Test Practice 2
54	62 AF Corse	Ferrari 458 Italia	LMGTE Am	Yannick MALLEGOL	4:12.276	19	49.262	194.5	Test Practice 2



24h LE MANS



TEST DAY 24 HEURES DU MANS 2014 After Test Practice 2

Classification by Fastest Lap

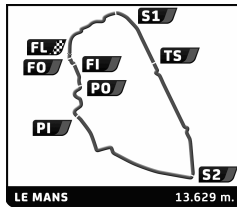
Nr	Team	Car	Class	Driver	Time	Laps	Gap	Kph	Session
----	------	-----	-------	--------	------	------	-----	-----	---------

Published at:

Race Director:	Timekeeper:
-----------------------	--------------------



24h LE MANS



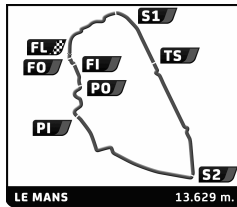
TEST DAY 24 HEURES DU MANS 2014 Test Practice 2

Classification by Driver Fastest Lap

Nr	Team	Car	Class	Driver	Time	Lap	Total	Gap	Kph	
1	8 Toyota Racing	Toyota TS 040 - Hybrid	LMP1 - H	Sébastien BUEMI	3:23.014	9	10		241.7	
2	7 Toyota Racing	Toyota TS 040 - Hybrid	LMP1 - H	Kazuki NAKAJIMA	3:23.156	8	10	0.142	0.142	241.5
3	8 Toyota Racing	Toyota TS 040 - Hybrid	LMP1 - H	Nicolas LAPIERRE	3:24.262	24	30	1.248	1.106	240.2
4	1 Audi Sport Team Joest	Audi R18 e-tron quattro	LMP1 - H	Loïc DUVAL	3:24.453	12	13	1.439	0.191	240.0
5	3 Audi Sport Team Joest	Audi R18 e-tron quattro	LMP1 - H	Marco BONANOMI	3:24.453	23	25	1.439	0.000	240.0
6	14 Porsche Team	Porsche 919 Hybrid	LMP1 - H	Neel JANI	3:24.692	5	14	1.678	0.239	239.7
7	2 Audi Sport Team Joest	Audi R18 e-tron quattro	LMP1 - H	André LOTTERER	3:24.757	19	20	1.743	0.065	239.6
8	1 Audi Sport Team Joest	Audi R18 e-tron quattro	LMP1 - H	Lucas DI GRASSI	3:24.758	3	13	1.744	0.001	239.6
9	20 Porsche Team	Porsche 919 Hybrid	LMP1 - H	Timo BERNHARD	3:24.911	11	17	1.897	0.153	239.4
10	1 Audi Sport Team Joest	Audi R18 e-tron quattro	LMP1 - H	Tom KRISTENSEN	3:24.969	20	25	1.955	0.058	239.4
11	20 Porsche Team	Porsche 919 Hybrid	LMP1 - H	Brendon HARTLEY	3:25.014	13	15	2.000	0.045	239.3
12	8 Toyota Racing	Toyota TS 040 - Hybrid	LMP1 - H	Anthony DAVIDSON	3:25.565	3	6	2.551	0.551	238.7
13	7 Toyota Racing	Toyota TS 040 - Hybrid	LMP1 - H	Alexander WURZ	3:25.804	3	22	2.790	0.239	238.4
14	3 Audi Sport Team Joest	Audi R18 e-tron quattro	LMP1 - H	Filipe ALBUQUERQUE	3:25.963	29	33	2.949	0.159	238.2
15	2 Audi Sport Team Joest	Audi R18 e-tron quattro	LMP1 - H	Benoit TRELUYER	3:26.041	7	15	3.027	0.078	238.1
16	20 Porsche Team	Porsche 919 Hybrid	LMP1 - H	Mark WEBBER	3:26.194	16	21	3.180	0.153	238.0
17	2 Audi Sport Team Joest	Audi R18 e-tron quattro	LMP1 - H	Marcel FÄSSLER	3:26.285	14	15	3.271	0.091	237.8
18	7 Toyota Racing	Toyota TS 040 - Hybrid	LMP1 - H	Stéphane SARRAZIN	3:26.290	3	12	3.276	0.005	237.8
19	14 Porsche Team	Porsche 919 Hybrid	LMP1 - H	Romain DUMAS	3:26.701	24	26	3.687	0.411	237.4
20	14 Porsche Team	Porsche 919 Hybrid	LMP1 - H	Marc LIEB	3:27.198	9	10	4.184	0.497	236.8
21	12 Rebellion Racing	Rebellion R-One - Toyota	LMP1 - L	Mathias BECHE	3:31.700	13	17	8.686	4.502	231.8
22	13 Rebellion Racing	Rebellion R-One - Toyota	LMP1 - L	Dominik KRAIHAMER	3:33.043	13	16	10.029	1.343	230.3
23	12 Rebellion Racing	Rebellion R-One - Toyota	LMP1 - L	Nick HEIDFELD	3:34.027	4	4	11.013	0.984	229.2
24	13 Rebellion Racing	Rebellion R-One - Toyota	LMP1 - L	Andrea BELICCHI	3:34.140	9	10	11.126	0.113	229.1
25	12 Rebellion Racing	Rebellion R-One - Toyota	LMP1 - L	Nicolas PROST	3:34.532	9	10	11.518	0.392	228.7
26	26 G-Drive Racing	Morgan - Nissan	LMP2	Roman RUSINOV	3:37.795	4	5	14.781	3.263	225.3
27	13 Rebellion Racing	Rebellion R-One - Toyota	LMP1 - L	Fabio LEIMER	3:38.009	4	7	14.995	0.214	225.1
28	48 Murphy Prototypes	Oreca 03 - Nissan	LMP2	Karun CHANDHOK	3:38.286	7	8	15.272	0.277	224.8
29	36 Signatech Alpine	Alpine A450 - Nissan	LMP2	Nelson PANCIATICI	3:39.026	18	19	16.012	0.740	224.0
30	35 OAK Racing	Ligier - Nissan	LMP2	Jann MARDENBOROUGH	3:39.191	12	13	16.177	0.165	223.8
31	47 KCMG	Oreca 03 - Nissan	LMP2	Alexandre IMPERATORI	3:39.475	5	8	16.461	0.284	223.6
32	34 Race Performance	Oreca 03 - Judd	LMP2	Franck MAILLEUX	3:39.568	5	6	16.554	0.093	223.5
33	38 Jota Sport	Zytek Z11SN - Nissan	LMP2	Marc GENE	3:39.849	7	11	16.835	0.281	223.2
34	35 OAK Racing	Ligier - Nissan	LMP2	Alex BRUNDLE	3:39.865	8	14	16.851	0.016	223.2
35	26 G-Drive Racing	Morgan - Nissan	LMP2	Olivier PLA	3:40.067	12	13	17.053	0.202	223.0
36	24 Sebastien Loeb Racing	Oreca 03 - Nissan	LMP2	René RAST	3:40.171	8	14	17.157	0.104	222.8
37	38 Jota Sport	Zytek Z11SN - Nissan	LMP2	Harry TINCKNELL	3:40.244	4	5	17.230	0.073	222.8
38	26 G-Drive Racing	Morgan - Nissan	LMP2	Julien CANAL	3:40.882	10	11	17.868	0.638	222.1
39	46 Thiriet By TDS Racing	Ligier JS P2 - Nissan	LMP2	Tristan GOMMENDY	3:40.908	7	9	17.894	0.026	222.1
40	47 KCMG	Oreca 03 - Nissan	LMP2	Richard BRADLEY	3:40.997	12	14	17.983	0.089	222.0
41	37 SMP Racing	Oreca 03 - Nissan	LMP2	Nicolas MINASSIAN	3:41.033	3	7	18.019	0.036	222.0
42	42 Caterham Racing	Zytek Z11SN - Nissan	LMP2	Thomas KIMBER-SMITH	3:41.086	11	12	18.072	0.053	221.9
43	36 Signatech Alpine	Alpine A450 - Nissan	LMP2	Oliver WEBB	3:41.153	14	16	18.139	0.067	221.9
44	47 KCMG	Oreca 03 - Nissan	LMP2	Matthew HOWSON	3:41.156	4	6	18.142	0.003	221.9
45	43 Newblood By Morand Racing	Morgan - Judd	LMP2	Christian KLIEB	3:41.656	12	15	18.642	0.500	221.4
46	38 Jota Sport	Zytek Z11SN - Nissan	LMP2	Simon DOLAN	3:41.754	11	11	18.740	0.098	221.3
47	46 Thiriet By TDS Racing	Ligier JS P2 - Nissan	LMP2	Pierre THIRIET	3:42.208	8	9	19.194	0.454	220.8
48	37 SMP Racing	Oreca 03 - Nissan	LMP2	Kirill LADYGIN	3:42.635	15	16	19.621	0.427	220.4
49	48 Murphy Prototypes	Oreca 03 - Nissan	LMP2	Rodolfo GONZALEZ	3:42.757	9	18	19.743	0.122	220.3
50	48 Murphy Prototypes	Oreca 03 - Nissan	LMP2	Nathanael BERTHON	3:42.764	5	7	19.750	0.007	220.3
51	46 Thiriet By TDS Racing	Ligier JS P2 - Nissan	LMP2	Ludovic BADEY	3:43.135	10	23	20.121	0.371	219.9
52	29 Pegasus Racing	Morgan - Nissan	LMP2	Léo ROUSSEL	3:43.156	4	8	20.142	0.021	219.9
53	41 Greaves Motorsport	Zytek Z11SN - Nissan	LMP2	James WINSLOW	3:43.261	11	12	20.247	0.105	219.8
54	27 SMP Racing	Oreca 03 - Nissan	LMP2	Mika SALO	3:43.499	10	11	20.485	0.238	219.5
55	24 Sebastien Loeb Racing	Oreca 03 - Nissan	LMP2	Jan CHAROUZ	3:43.719	4	5	20.705	0.220	219.3
56	50 Larbre Competition	Morgan - Judd	LMP2	Pierre RAGUES	3:43.924	10	17	20.910	0.205	219.1
57	34 Race Performance	Oreca 03 - Judd	LMP2	Jon LANCASTER	3:43.939	8	27	20.925	0.015	219.1
58	35 OAK Racing	Ligier - Nissan	LMP2	Mark SHULZHITSKIY	3:44.687	10	17	21.673	0.748	218.4
59	43 Newblood By Morand Racing	Morgan - Judd	LMP2	Gary HIRSCH	3:45.161	8	9	22.147	0.474	217.9
60	33 OAK Racing - Team Asia	Ligier JS P2 - HPD	LMP2	Ho-Pin TUNG	3:45.260	8	9	22.246	0.099	217.8
61	41 Greaves Motorsport	Zytek Z11SN - Nissan	LMP2	Alessandro LATIF	3:45.606	9	16	22.592	0.346	217.5
62	37 SMP Racing	Oreca 03 - Nissan	LMP2	Maurizio MEDIANI	3:45.723	11	12	22.709	0.117	217.4
63	34 Race Performance	Oreca 03 - Judd	LMP2	Michel FREY	3:46.002	7	9	22.988	0.279	217.1
64	27 SMP Racing	Oreca 03 - Nissan	LMP2	Sergey ZLOBIN	3:46.664	12	18	23.650	0.662	216.5
65	24 Sebastien Loeb Racing	Oreca 03 - Nissan	LMP2	Vincent CAPILLAIRE	3:46.716	10	11	23.702	0.052	216.4
66	42 Caterham Racing	Zytek Z11SN - Nissan	LMP2	Matthew McMURRY	3:46.812	9	17	23.798	0.096	216.3
67	42 Caterham Racing	Zytek Z11SN - Nissan	LMP2	Chris DYSON	3:46.822	5	15	23.808	0.010	216.3
68	24 Sebastien Loeb Racing	Oreca 03 - Nissan	LMP2	Laurens VANTHOOR	3:46.911	10	11	23.897	0.089	216.2



24h LE MANS



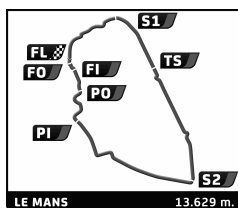
TEST DAY 24 HEURES DU MANS 2014 Test Practice 2

Classification by Driver Fastest Lap

Nr	Team	Car	Class	Driver	Time	Lap	Total	Gap	Kph	
69	50 Larbre Competition	Morgan - Judd	LMP2	Ricky TAYLOR	3:47.247	12	14	24.233	0.336	215.9
70	27 SMP Racing	Oreca 03 - Nissan	LMP2	Anton LADYGIN	3:48.423	7	10	25.409	1.176	214.8
71	29 Pegasus Racing	Morgan - Nissan	LMP2	Nicolas LEUTWILLER	3:49.242	4	7	26.228	0.819	214.0
72	29 Pegasus Racing	Morgan - Nissan	LMP2	Julian SCHELL	3:49.456	7	9	26.442	0.214	213.8
73	43 Newblood By Morand Racing	Morgan - Judd	LMP2	Romain BRANDELA	3:50.066	7	8	27.052	0.610	213.3
74	33 OAK Racing - Team Asia	Ligier JS P2 - HPD	LMP2	Adderly FONG	3:52.153	11	12	29.139	2.087	211.3
75	33 OAK Racing - Team Asia	Ligier JS P2 - HPD	LMP2	David CHENG	3:52.757	5	7	29.743	0.604	210.8
76	41 Greaves Motorsport	Zytek Z11SN - Nissan	LMP2	Michael MUNEMMAN	3:53.875	7	16	30.861	1.118	209.8
77	50 Larbre Competition	Morgan - Judd	LMP2	Keiko IHARA	3:53.919	8	9	30.905	0.044	209.7
78	0 Nissan Motorsports Global	Nissan ZEOD RC	CDNT - H	Wolfgang REIP	3:54.145	2	6	31.131	0.226	209.5
79	92 Porsche Team Manthey	Porsche 911 RSR	LMGTE Pro	Frédéric MAKOWIECKI	3:57.260	18	21	34.246	3.115	206.8
80	90 8 Star Motorsports	Ferrari 458 Italia	LMGTE Am	Paolo RUBERTI	3:57.403	7	8	34.389	0.143	206.7
81	51 AF Corse	Ferrari 458 Italia	LMGTE Pro	Giancarlo FISICHELLA	3:57.483	8	9	34.469	0.080	206.6
82	72 SMP Racing	Ferrari 458 Italia	LMGTE Am	Andrea BERTOLINI	3:57.569	17	18	34.555	0.086	206.5
83	51 AF Corse	Ferrari 458 Italia	LMGTE Pro	Gianmaria BRUNI	3:57.799	4	9	34.785	0.230	206.3
84	52 RAM Racing	Ferrari 458 Italia	LMGTE Pro	Matt GRIFFIN	3:57.993	7	11	34.979	0.194	206.2
85	51 AF Corse	Ferrari 458 Italia	LMGTE Pro	Tony VILANDER	3:58.040	9	10	35.026	0.047	206.1
86	74 Corvette Racing	Chevrolet Corvette - C7	LMGTE Pro	Oliver GAVIN	3:58.403	12	13	35.389	0.363	205.8
87	61 AF Corse	Ferrari 458 Italia	LMGTE Am	Marco CIOCI	3:58.440	10	11	35.426	0.037	205.8
88	60 AF Corse	Ferrari 458 Italia	LMGTE Am	Raffaele GIAMMARIA	3:58.565	4	7	35.551	0.125	205.7
89	74 Corvette Racing	Chevrolet Corvette - C7	LMGTE Pro	Tommy MILNER	3:58.578	15	16	35.564	0.013	205.7
90	52 RAM Racing	Ferrari 458 Italia	LMGTE Pro	Alvaro PARENTE	3:58.669	7	8	35.655	0.091	205.6
91	61 AF Corse	Ferrari 458 Italia	LMGTE Am	Mirko VENTURI	3:58.840	7	11	35.826	0.171	205.4
92	71 AF Corse	Ferrari 458 Italia	LMGTE Pro	James CALADO	3:58.905	5	11	35.891	0.065	205.4
93	81 AF Corse	Ferrari 458 Italia	LMGTE Am	Sam BIRD	3:58.917	8	12	35.903	0.012	205.4
94	81 AF Corse	Ferrari 458 Italia	LMGTE Am	Michele RUGOLO	3:59.050	11	12	36.036	0.133	205.2
95	74 Corvette Racing	Chevrolet Corvette - C7	LMGTE Pro	Richard WESTBROOK	3:59.116	14	15	36.102	0.066	205.2
96	71 AF Corse	Ferrari 458 Italia	LMGTE Pro	Davide RIGON	3:59.118	10	13	36.104	0.002	205.2
97	92 Porsche Team Manthey	Porsche 911 RSR	LMGTE Pro	Richard LIETZ	3:59.130	9	12	36.116	0.012	205.2
98	90 8 Star Motorsports	Ferrari 458 Italia	LMGTE Am	Frank MONTECALVO	3:59.172	12	14	36.158	0.042	205.1
99	73 Corvette Racing	Chevrolet Corvette - C7	LMGTE Pro	Jan MAGNUSSEN	3:59.192	6	13	36.178	0.020	205.1
100	58 Team Sofrev ASP	Ferrari 458 Italia	LMGTE Am	Soheil AYARI	3:59.246	10	11	36.232	0.054	205.1
101	53 RAM Racing	Ferrari 458 Italia	LMGTE Am	Johnny MOWLEM	3:59.248	10	12	36.234	0.002	205.1
102	88 Proton Competition	Porsche 911 RSR	LMGTE Am	Klaus BACHLER	3:59.413	10	18	36.399	0.165	204.9
103	73 Corvette Racing	Chevrolet Corvette - C7	LMGTE Pro	Jordan TAYLOR	3:59.545	16	18	36.531	0.132	204.8
104	97 Aston Martin Racing	Aston Martin Vantage V8	LMGTE Pro	Stefan MÜCKE	3:59.561	6	8	36.547	0.016	204.8
105	75 Prospeed Competition	Porsche 911 GT3 RSR	LMGTE Am	Emmanuel COLLARD	3:59.601	15	18	36.587	0.040	204.8
106	92 Porsche Team Manthey	Porsche 911 RSR	LMGTE Pro	Marco HOLZER	3:59.621	7	12	36.607	0.020	204.8
107	71 AF Corse	Ferrari 458 Italia	LMGTE Pro	Olivier BERETTA	3:59.624	10	13	36.610	0.003	204.8
108	73 Corvette Racing	Chevrolet Corvette - C7	LMGTE Pro	Antonio GARCIA	3:59.697	3	14	36.683	0.073	204.7
109	97 Aston Martin Racing	Aston Martin Vantage V8	LMGTE Pro	Darren TURNER	3:59.777	3	4	36.763	0.080	204.6
110	61 AF Corse	Ferrari 458 Italia	LMGTE Am	Luis PEREZ COMPANC	3:59.794	12	23	36.780	0.017	204.6
111	95 Aston Martin Racing	Aston Martin Vantage V8	LMGTE Am	Nick THIMM	3:59.903	9	15	36.889	0.109	204.5
112	77 Dempsey Racing - Proton	Porsche 911 RSR	LMGTE Am	Patrick LONG	3:59.966	5	6	36.952	0.063	204.5
113	52 RAM Racing	Ferrari 458 Italia	LMGTE Pro	Federico LEO	3:59.970	8	20	36.956	0.004	204.5
114	99 Aston Martin Racing	Aston Martin Vantage V8	LMGTE Pro	Fernando REES	3:59.996	6	12	36.982	0.026	204.4
115	72 SMP Racing	Ferrari 458 Italia	LMGTE Am	Viktor SHAITAR	4:00.080	13	14	37.066	0.084	204.4
116	77 Dempsey Racing - Proton	Porsche 911 RSR	LMGTE Am	Klaus BACHLER	4:00.082	4	6	37.068	0.002	204.4
117	97 Aston Martin Racing	Aston Martin Vantage V8	LMGTE Pro	Bruno SENNA	4:00.287	4	13	37.273	0.205	204.2
118	98 Aston Martin Racing	Aston Martin Vantage V8	LMGTE Am	Paul DALLA LANA	4:00.571	6	10	37.557	0.284	203.9
119	95 Aston Martin Racing	Aston Martin Vantage V8	LMGTE Am	David HERENBERG-HANSSON	4:00.679	9	10	37.665	0.108	203.9
120	53 RAM Racing	Ferrari 458 Italia	LMGTE Am	Archie HAMILTON	4:00.800	21	27	37.786	0.121	203.8
121	99 Aston Martin Racing	Aston Martin Vantage V8	LMGTE Pro	Alex MACDOWALL	4:01.107	3	9	38.093	0.307	203.5
122	66 JMW Motorsport	Ferrari 458 Italia	LMGTE Am	Abdulaziz ALFAISAL	4:01.211	3	15	38.197	0.104	203.4
123	0 Nissan Motorsports Global	Nissan ZEOD RC	CDNT - H	Thomas ERDOS	4:01.498	5	8	38.484	0.287	203.2
124	98 Aston Martin Racing	Aston Martin Vantage V8	LMGTE Am	Pedro LAMY	4:01.525	4	5	38.511	0.027	203.1
125	90 8 Star Motorsports	Ferrari 458 Italia	LMGTE Am	Gianluca RODA	4:02.586	7	14	39.572	1.061	202.3
126	58 Team Sofrev ASP	Ferrari 458 Italia	LMGTE Am	Anthony PONS	4:03.162	11	13	40.148	0.576	201.8
127	77 Dempsey Racing - Proton	Porsche 911 RSR	LMGTE Am	Joe FOSTER	4:03.206	11	13	40.192	0.044	201.7
128	99 Aston Martin Racing	Aston Martin Vantage V8	LMGTE Pro	Daryl O'YOUNG	4:03.232	7	8	40.218	0.026	201.7
129	70 Team Taisan	Ferrari 458 Italia	LMGTE Am	Martin RICH	4:03.399	2	7	40.385	0.167	201.6
130	98 Aston Martin Racing	Aston Martin Vantage V8	LMGTE Am	Christoffer NYGAARD	4:03.655	4	6	40.641	0.256	201.4
131	67 IMSA Performance Matmut	Porsche 911 GT3 RSR	LMGTE Am	Eric HELARY	4:03.949	8	9	40.935	0.294	201.1
132	70 Team Taisan	Ferrari 458 Italia	LMGTE Am	Shinji NAKANO	4:04.170	9	10	41.156	0.221	200.9
133	88 Proton Competition	Porsche 911 RSR	LMGTE Am	Christian RIED	4:04.568	4	8	41.554	0.398	200.6
134	75 Prospeed Competition	Porsche 911 GT3 RSR	LMGTE Am	François PERRODO	4:04.786	11	20	41.772	0.218	200.4
135	88 Proton Competition	Porsche 911 RSR	LMGTE Am	Khaled ALQUBAISI	4:04.933	5	12	41.919	0.147	200.3
136	81 AF Corse	Ferrari 458 Italia	LMGTE Am	Stephen WYATT	4:05.011	19	21	41.997	0.078	200.3



24h LE MANS



TEST DAY 24 HEURES DU MANS 2014 Test Practice 2

Classification by Driver Fastest Lap

Nr	Team	Car	Class	Driver	Time	Lap	Total	Gap	Kph	
137	76 IMSA Performance Matmut	Porsche 911 GT3 RSR	LMGTE Am	Raymond NARAC	4:05.075	4	12	42.061	0.064	200.2
138	77 Dempsey Racing - Proton	Porsche 911 RSR	LMGTE Am	Patrick DEMPSEY	4:05.241	7	14	42.227	0.166	200.1
139	72 SMP Racing	Ferrari 458 Italia	LMGTE Am	Aleksey BASOV	4:05.622	5	11	42.608	0.381	199.8
140	76 IMSA Performance Matmut	Porsche 911 GT3 RSR	LMGTE Am	David HALLYDAY	4:06.376	19	28	43.362	0.754	199.1
141	41 Greaves Motorsport	Zytek Z11SN - Nissan	LMP2	Dan NORRIS-JONES	4:07.582	2	3	44.568	1.206	198.2
142	55 AF Corse	Ferrari 458 Italia	LMGTE Am	Duncan CAMERON	4:08.608	19	22	45.594	1.026	197.4
143	66 JMW Motorsport	Ferrari 458 Italia	LMGTE Am	Seth NEIMAN	4:11.483	8	9	48.469	2.875	195.1
144	62 AF Corse	Ferrari 458 Italia	LMGTE Am	Yannick MALLEGOL	4:12.276	5	10	49.262	0.793	194.5
145	58 Team Sofrev ASP	Ferrari 458 Italia	LMGTE Am	Fabien BARTHEZ	4:12.951	2	7	49.937	0.675	194.0
146	67 IMSA Performance Matmut	Porsche 911 GT3 RSR	LMGTE Am	Erik MARIS	4:13.834	8	18	50.820	0.883	193.3
147	60 AF Corse	Ferrari 458 Italia	LMGTE Am	Peter MANN	4:14.324	17	19	51.310	0.490	192.9
148	62 AF Corse	Ferrari 458 Italia	LMGTE Am	Jean-Marc BACHELIER	4:18.339	6	12	55.325	4.015	189.9
149	62 AF Corse	Ferrari 458 Italia	LMGTE Am	Howard BLANK	4:22.534	2	11	59.520	4.195	186.9
66	JMW Motorsport	Ferrari 458 Italia	LMGTE Am	Spencer PUMPELLY			1			
76	IMSA Performance Matmut	Porsche 911 GT3 RSR	LMGTE Am	Nicolas ARMINDO						
36	Signatech Alpine	Alpine A450 - Nissan	LMP2	Paul-Loup CHATIN						
48	Murphy Prototypes	Oreca 03 - Nissan	LMP2	Alex KAPADIA						
91	Porsche Team Manthey	Porsche 911 RSR	LMGTE Pro	Nick TANDY						
88	Proton Competition	Porsche 911 RSR	LMGTE Am	Patrick LONG						
91	Porsche Team Manthey	Porsche 911 RSR	LMGTE Pro	Patrick PILET						
91	Porsche Team Manthey	Porsche 911 RSR	LMGTE Pro	Jörg BERGMEISTER						

Published at:

Track Temp: **26,11 °C**

Air Temp: **20,11 °C**

Track Status:

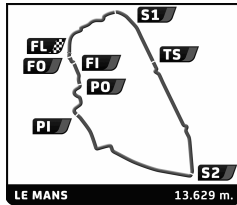
DRY

Race Director:

Timekeeper:



24h LE MANS



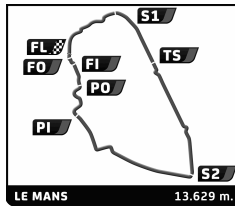
TEST DAY 24 HEURES DU MANS 2014 After Test Practice 2

Classification by Driver Fastest Lap

Nr	Team	Car	Class	Driver	Time	Laps	Gap	Kph	Session
1	8 Toyota Racing	Toyota TS 040 - Hybrid	LMP1 - H	Sébastien BUEMI	3:23.014	23		241.7	Test Practice 2
2	7 Toyota Racing	Toyota TS 040 - Hybrid	LMP1 - H	Kazuki NAKAJIMA	3:23.156	27	0.142	241.5	Test Practice 2
3	3 Audi Sport Team Joest	Audi R18 e-tron quattro	LMP1 - H	Marco BONANOMI	3:23.799	42	0.785	240.7	Test Practice 1
4	8 Toyota Racing	Toyota TS 040 - Hybrid	LMP1 - H	Nicolas LAPIERRE	3:24.262	30	1.248	240.2	Test Practice 2
5	1 Audi Sport Team Joest	Audi R18 e-tron quattro	LMP1 - H	Loïc DUVAL	3:24.453	31	1.439	240.0	Test Practice 2
6	14 Porsche Team	Porsche 919 Hybrid	LMP1 - H	Neel JANI	3:24.692	31	1.678	239.7	Test Practice 2
7	2 Audi Sport Team Joest	Audi R18 e-tron quattro	LMP1 - H	André LOTTERER	3:24.757	32	1.743	239.6	Test Practice 2
8	1 Audi Sport Team Joest	Audi R18 e-tron quattro	LMP1 - H	Lucas DI GRASSI	3:24.758	31	1.744	239.6	Test Practice 2
9	20 Porsche Team	Porsche 919 Hybrid	LMP1 - H	Timo BERNHARD	3:24.911	31	1.897	239.4	Test Practice 2
10	1 Audi Sport Team Joest	Audi R18 e-tron quattro	LMP1 - H	Tom KRISTENSEN	3:24.969	33	1.955	239.4	Test Practice 2
11	20 Porsche Team	Porsche 919 Hybrid	LMP1 - H	Brendon HARTLEY	3:25.014	32	2.000	239.3	Test Practice 2
12	8 Toyota Racing	Toyota TS 040 - Hybrid	LMP1 - H	Anthony DAVIDSON	3:25.565	35	2.551	238.7	Test Practice 2
13	7 Toyota Racing	Toyota TS 040 - Hybrid	LMP1 - H	Alexander WURZ	3:25.804	30	2.790	238.4	Test Practice 2
14	3 Audi Sport Team Joest	Audi R18 e-tron quattro	LMP1 - H	Filipe ALBUQUERQUE	3:25.963	58	2.949	238.2	Test Practice 2
15	2 Audi Sport Team Joest	Audi R18 e-tron quattro	LMP1 - H	Benoît TRELUYER	3:26.041	24	3.027	238.1	Test Practice 2
16	20 Porsche Team	Porsche 919 Hybrid	LMP1 - H	Mark WEBBER	3:26.194	31	3.180	238.0	Test Practice 2
17	2 Audi Sport Team Joest	Audi R18 e-tron quattro	LMP1 - H	Marcel FÄSSLER	3:26.285	33	3.271	237.8	Test Practice 2
18	7 Toyota Racing	Toyota TS 040 - Hybrid	LMP1 - H	Stéphane SARRAZIN	3:26.290	31	3.276	237.8	Test Practice 2
19	14 Porsche Team	Porsche 919 Hybrid	LMP1 - H	Romain DUMAS	3:26.701	31	3.687	237.4	Test Practice 2
20	14 Porsche Team	Porsche 919 Hybrid	LMP1 - H	Marc LIEB	3:27.198	37	4.184	236.8	Test Practice 2
21	12 Rebellion Racing	Rebellion R-One - Toyota	LMP1 - L	Mathias BECHE	3:31.700	37	8.686	231.8	Test Practice 2
22	13 Rebellion Racing	Rebellion R-One - Toyota	LMP1 - L	Dominik KRAIHAMER	3:33.043	21	10.029	230.3	Test Practice 2
23	12 Rebellion Racing	Rebellion R-One - Toyota	LMP1 - L	Nick HEIDFELD	3:34.027	8	11.013	229.2	Test Practice 2
24	13 Rebellion Racing	Rebellion R-One - Toyota	LMP1 - L	Andrea BELICCHI	3:34.140	10	11.126	229.1	Test Practice 2
25	12 Rebellion Racing	Rebellion R-One - Toyota	LMP1 - L	Nicolas PROST	3:34.532	26	11.518	228.7	Test Practice 2
26	13 Rebellion Racing	Rebellion R-One - Toyota	LMP1 - L	Fabio LEIMER	3:36.637	20	13.623	226.5	Test Practice 1
27	26 G-Drive Racing	Morgan - Nissan	LMP2	Roman RUSINOV	3:37.795	19	14.781	225.3	Test Practice 2
28	48 Murphy Prototypes	Oreca 03 - Nissan	LMP2	Karun CHANDHOK	3:38.286	14	15.272	224.8	Test Practice 2
29	36 Signatech Alpine	Alpine A450 - Nissan	LMP2	Nelson PANCIATICI	3:39.026	19	16.012	224.0	Test Practice 2
30	35 OAK Racing	Ligier - Nissan	LMP2	Jann MARDENBOROUGH	3:39.191	31	16.177	223.8	Test Practice 2
31	47 KCMG	Oreca 03 - Nissan	LMP2	Alexandre IMPERATORI	3:39.475	19	16.461	223.6	Test Practice 2
32	34 Race Performance	Oreca 03 - Judd	LMP2	Franck MAILLEUX	3:39.568	19	16.554	223.5	Test Practice 2
33	38 Jota Sport	Zytek Z11SN - Nissan	LMP2	Marc GENE	3:39.849	22	16.835	223.2	Test Practice 2
34	35 OAK Racing	Ligier - Nissan	LMP2	Alex BRUNDLE	3:39.865	21	16.851	223.2	Test Practice 2
35	36 Signatech Alpine	Alpine A450 - Nissan	LMP2	Paul-Loup CHATIN	3:39.922	28	16.908	223.1	Test Practice 1
36	26 G-Drive Racing	Morgan - Nissan	LMP2	Olivier PLA	3:40.067	13	17.053	223.0	Test Practice 2
37	24 Sebastien Loeb Racing	Oreca 03 - Nissan	LMP2	René RAST	3:40.171	24	17.157	222.8	Test Practice 2
38	38 Jota Sport	Zytek Z11SN - Nissan	LMP2	Harry TINCKNELL	3:40.244	18	17.230	222.8	Test Practice 2
39	26 G-Drive Racing	Morgan - Nissan	LMP2	Julien CANAL	3:40.882	25	17.868	222.1	Test Practice 2
40	46 Thiriet By TDS Racing	Ligier JS P2 - Nissan	LMP2	Tristan GOMMENDY	3:40.908	20	17.894	222.1	Test Practice 2
41	47 KCMG	Oreca 03 - Nissan	LMP2	Richard BRADLEY	3:40.997	30	17.983	222.0	Test Practice 2
42	37 SMP Racing	Oreca 03 - Nissan	LMP2	Nicolas MINASSIAN	3:41.033	22	18.019	222.0	Test Practice 2
43	42 Caterham Racing	Zytek Z11SN - Nissan	LMP2	Thomas KIMBER-SMITH	3:41.086	22	18.072	221.9	Test Practice 2
44	36 Signatech Alpine	Alpine A450 - Nissan	LMP2	Oliver WEBB	3:41.153	32	18.139	221.9	Test Practice 2
45	47 KCMG	Oreca 03 - Nissan	LMP2	Matthew HOWSON	3:41.156	18	18.142	221.9	Test Practice 2
46	48 Murphy Prototypes	Oreca 03 - Nissan	LMP2	Nathanael BERTHON	3:41.364	21	18.350	221.6	Test Practice 1
47	43 Newblood By Morand Racing	Morgan - Judd	LMP2	Christian KLIEN	3:41.656	27	18.642	221.4	Test Practice 2
48	38 Jota Sport	Zytek Z11SN - Nissan	LMP2	Simon DOLAN	3:41.754	29	18.740	221.3	Test Practice 2
49	46 Thiriet By TDS Racing	Ligier JS P2 - Nissan	LMP2	Pierre THIRIET	3:42.208	20	19.194	220.8	Test Practice 2
50	24 Sebastien Loeb Racing	Oreca 03 - Nissan	LMP2	Jan CHAROUZ	3:42.363	16	19.349	220.7	Test Practice 1
51	37 SMP Racing	Oreca 03 - Nissan	LMP2	Kirill LADYGIN	3:42.635	28	19.621	220.4	Test Practice 2
52	48 Murphy Prototypes	Oreca 03 - Nissan	LMP2	Rodolfo GONZALEZ	3:42.757	18	19.743	220.3	Test Practice 2
53	46 Thiriet By TDS Racing	Ligier JS P2 - Nissan	LMP2	Ludovic BADEY	3:43.135	23	20.121	219.9	Test Practice 2
54	29 Pegasus Racing	Morgan - Nissan	LMP2	Léo ROUSSEL	3:43.156	19	20.142	219.9	Test Practice 2
55	41 Greaves Motorsport	Zytek Z11SN - Nissan	LMP2	James WINSLOW	3:43.261	23	20.247	219.8	Test Practice 2
56	27 SMP Racing	Oreca 03 - Nissan	LMP2	Mika SALO	3:43.499	17	20.485	219.5	Test Practice 2
57	50 Larbre Competition	Morgan - Judd	LMP2	Pierre RAGUES	3:43.924	32	20.910	219.1	Test Practice 2



24h LE MANS



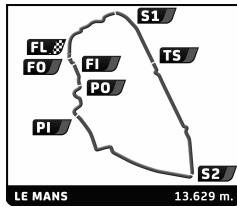
TEST DAY 24 HEURES DU MANS 2014 After Test Practice 2

Classification by Driver Fastest Lap

Nr	Team	Car	Class	Driver	Time	Laps	Gap	Kph	Session
58	34 Race Performance	Oreca 03 - Judd	LMP2	Jon LANCASTER	3:43.939	38	20.925	219.1	Test Practice 2
59	48 Murphy Prototypes	Oreca 03 - Nissan	LMP2	Alex KAPADIA	3:44.614	12	21.600	218.4	Test Practice 1
60	35 OAK Racing	Ligier - Nissan	LMP2	Mark SHULZHITSKIY	3:44.687	27	21.673	218.4	Test Practice 2
61	34 Race Performance	Oreca 03 - Judd	LMP2	Michel FREY	3:45.070	23	22.056	218.0	Test Practice 1
62	43 Newblood By Morand Racing	Morgan - Judd	LMP2	Gary HIRSCH	3:45.161	20	22.147	217.9	Test Practice 2
63	33 OAK Racing - Team Asia	Ligier JS P2 - HPD	LMP2	Ho-Pin TUNG	3:45.260	14	22.246	217.8	Test Practice 2
64	41 Greaves Motorsport	Zytek Z11SN - Nissan	LMP2	Alessandro LATIF	3:45.606	26	22.592	217.5	Test Practice 2
65	37 SMP Racing	Oreca 03 - Nissan	LMP2	Maurizio MEDIANI	3:45.723	20	22.709	217.4	Test Practice 2
66	27 SMP Racing	Oreca 03 - Nissan	LMP2	Sergey ZLOBIN	3:46.664	26	23.650	216.5	Test Practice 2
67	24 Sebastien Loeb Racing	Oreca 03 - Nissan	LMP2	Vincent CAPILLAIRE	3:46.716	28	23.702	216.4	Test Practice 2
68	42 Caterham Racing	Zytek Z11SN - Nissan	LMP2	Matthew McMURRY	3:46.812	40	23.798	216.3	Test Practice 2
69	42 Caterham Racing	Zytek Z11SN - Nissan	LMP2	Chris DYSON	3:46.822	28	23.808	216.3	Test Practice 2
70	24 Sebastien Loeb Racing	Oreca 03 - Nissan	LMP2	Laurens VANTHOOR	3:46.911	11	23.897	216.2	Test Practice 2
71	50 Larbre Competition	Morgan - Judd	LMP2	Ricky TAYLOR	3:47.247	14	24.233	215.9	Test Practice 2
72	29 Pegasus Racing	Morgan - Nissan	LMP2	Nicolas LEUTWILLER	3:47.523	22	24.509	215.6	Test Practice 1
73	27 SMP Racing	Oreca 03 - Nissan	LMP2	Anton LADYGIN	3:48.423	20	25.409	214.8	Test Practice 2
74	43 Newblood By Morand Racing	Morgan - Judd	LMP2	Romain BRANDELA	3:49.206	18	26.192	214.1	Test Practice 1
75	29 Pegasus Racing	Morgan - Nissan	LMP2	Julien SCHELL	3:49.456	16	26.442	213.8	Test Practice 2
76	33 OAK Racing - Team Asia	Ligier JS P2 - HPD	LMP2	Adderly FONG	3:52.153	12	29.139	211.3	Test Practice 2
77	0 Nissan Motorsports Global	Nissan ZEOD RC	CDNT - H	Wolfgang REIP	3:52.574	16	29.560	211.0	Test Practice 1
78	33 OAK Racing - Team Asia	Ligier JS P2 - HPD	LMP2	David CHENG	3:52.757	17	29.743	210.8	Test Practice 2
79	41 Greaves Motorsport	Zytek Z11SN - Nissan	LMP2	Michael MUNEMMAN	3:53.875	31	30.861	209.8	Test Practice 2
80	50 Larbre Competition	Morgan - Judd	LMP2	Keiko IHARA	3:53.919	21	30.905	209.7	Test Practice 2
81	92 Porsche Team Manthey	Porsche 911 RSR	LMGTE Pro	Frédéric MAKOWIECKI	3:57.260	29	34.246	206.8	Test Practice 2
82	90 8 Star Motorsports	Ferrari 458 Italia	LMGTE Am	Paolo RUBERTI	3:57.403	20	34.389	206.7	Test Practice 2
83	51 AF Corse	Ferrari 458 Italia	LMGTE Pro	Giancarlo FISICHELLA	3:57.483	29	34.469	206.6	Test Practice 2
84	72 SMP Racing	Ferrari 458 Italia	LMGTE Am	Andrea BERTOLINI	3:57.569	24	34.555	206.5	Test Practice 2
85	51 AF Corse	Ferrari 458 Italia	LMGTE Pro	Gianmaria BRUNI	3:57.799	21	34.785	206.3	Test Practice 2
86	52 RAM Racing	Ferrari 458 Italia	LMGTE Pro	Matt GRIFFIN	3:57.993	21	34.979	206.2	Test Practice 2
87	51 AF Corse	Ferrari 458 Italia	LMGTE Pro	Tony VILANDER	3:58.040	15	35.026	206.1	Test Practice 2
88	74 Corvette Racing	Chevrolet Corvette - C7	LMGTE Pro	Oliver GAVIN	3:58.403	33	35.389	205.8	Test Practice 2
89	61 AF Corse	Ferrari 458 Italia	LMGTE Am	Marco CIOCI	3:58.440	22	35.426	205.8	Test Practice 2
90	52 RAM Racing	Ferrari 458 Italia	LMGTE Pro	Alvaro PARENTE	3:58.537	20	35.523	205.7	Test Practice 1
91	60 AF Corse	Ferrari 458 Italia	LMGTE Am	Raffaele GIAMMARIA	3:58.565	20	35.551	205.7	Test Practice 2
92	74 Corvette Racing	Chevrolet Corvette - C7	LMGTE Pro	Tommy MILNER	3:58.578	27	35.564	205.7	Test Practice 2
93	61 AF Corse	Ferrari 458 Italia	LMGTE Am	Mirko VENTURI	3:58.840	26	35.826	205.4	Test Practice 2
94	71 AF Corse	Ferrari 458 Italia	LMGTE Pro	James CALADO	3:58.905	22	35.891	205.4	Test Practice 2
95	81 AF Corse	Ferrari 458 Italia	LMGTE Am	Sam BIRD	3:58.917	15	35.903	205.4	Test Practice 2
96	41 Greaves Motorsport	Zytek Z11SN - Nissan	LMP2	Dan NORRIS-JONES	3:59.036	14	36.022	205.3	Test Practice 1
97	81 AF Corse	Ferrari 458 Italia	LMGTE Am	Michele RUGOLO	3:59.050	19	36.036	205.2	Test Practice 2
98	74 Corvette Racing	Chevrolet Corvette - C7	LMGTE Pro	Richard WESTBROOK	3:59.116	15	36.102	205.2	Test Practice 2
99	71 AF Corse	Ferrari 458 Italia	LMGTE Pro	Davide RIGON	3:59.118	28	36.104	205.2	Test Practice 2
100	92 Porsche Team Manthey	Porsche 911 RSR	LMGTE Pro	Richard LIETZ	3:59.130	28	36.116	205.2	Test Practice 2
101	90 8 Star Motorsports	Ferrari 458 Italia	LMGTE Am	Franck MONTECALVO	3:59.172	23	36.158	205.1	Test Practice 2
102	73 Corvette Racing	Chevrolet Corvette - C7	LMGTE Pro	Jan MAGNUSSEN	3:59.192	34	36.178	205.1	Test Practice 2
103	58 Team Sofrev ASP	Ferrari 458 Italia	LMGTE Am	Soheil AYARI	3:59.246	22	36.232	205.1	Test Practice 2
104	53 RAM Racing	Ferrari 458 Italia	LMGTE Am	Johnny MOWLEM	3:59.248	32	36.234	205.1	Test Practice 2
105	88 Proton Competition	Porsche 911 RSR	LMGTE Am	Klaus BACHLER	3:59.413	18	36.399	204.9	Test Practice 2
106	73 Corvette Racing	Chevrolet Corvette - C7	LMGTE Pro	Jordan TAYLOR	3:59.545	18	36.531	204.8	Test Practice 2
107	97 Aston Martin Racing	Aston Martin Vantage V8	LMGTE Pro	Stefan MÜCKE	3:59.561	11	36.547	204.8	Test Practice 2
108	75 Prospeed Competition	Porsche 911 GT3 RSR	LMGTE Am	Emmanuel COLLARD	3:59.601	33	36.587	204.8	Test Practice 2
109	92 Porsche Team Manthey	Porsche 911 RSR	LMGTE Pro	Marco HOLZER	3:59.621	27	36.607	204.8	Test Practice 2
110	71 AF Corse	Ferrari 458 Italia	LMGTE Pro	Olivier BERETTA	3:59.624	25	36.610	204.8	Test Practice 2
111	73 Corvette Racing	Chevrolet Corvette - C7	LMGTE Pro	Antonio GARCIA	3:59.697	21	36.683	204.7	Test Practice 2
112	97 Aston Martin Racing	Aston Martin Vantage V8	LMGTE Pro	Darren TURNER	3:59.777	22	36.763	204.6	Test Practice 2
113	61 AF Corse	Ferrari 458 Italia	LMGTE Am	Luis PEREZ COMPANC	3:59.794	34	36.780	204.6	Test Practice 2
114	95 Aston Martin Racing	Aston Martin Vantage V8	LMGTE Am	Nick THIMM	3:59.903	15	36.889	204.5	Test Practice 2
115	77 Dempsey Racing - Proton	Porsche 911 RSR	LMGTE Am	Patrick LONG	3:59.966	6	36.952	204.5	Test Practice 2
116	52 RAM Racing	Ferrari 458 Italia	LMGTE Pro	Federico LEO	3:59.970	37	36.956	204.5	Test Practice 2
117	99 Aston Martin Racing	Aston Martin Vantage V8	LMGTE Pro	Fernando REES	3:59.996	22	36.982	204.4	Test Practice 2
118	72 SMP Racing	Ferrari 458 Italia	LMGTE Am	Viktor SHAITAR	4:00.080	28	37.066	204.4	Test Practice 2



24h LE MANS



TEST DAY 24 HEURES DU MANS 2014 After Test Practice 2

Classification by Driver Fastest Lap

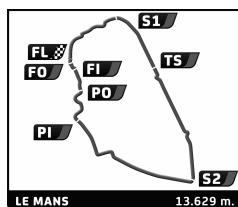
Nr	Team	Car	Class	Driver	Time	Laps	Gap	Kph	Session
119	77 Dempsey Racing - Proton	Porsche 911 RSR	LMGTE Am	Klaus BACHLER	4:00.082	6	37.068	204.4	Test Practice 2
120	97 Aston Martin Racing	Aston Martin Vantage V8	LMGTE Pro	Bruno SENNA	4:00.287	17	37.273	204.2	Test Practice 2
121	66 JMW Motorsport	Ferrari 458 Italia	LMGTE Am	Spencer PUMPELLY	4:00.458	15	37.444	204.0	Test Practice 1
122	98 Aston Martin Racing	Aston Martin Vantage V8	LMGTE Am	Paul DALLA LANA	4:00.571	33	37.557	203.9	Test Practice 2
123	95 Aston Martin Racing	Aston Martin Vantage V8	LMGTE Am	David HENNINGER-HANSSON	4:00.679	32	37.665	203.9	Test Practice 2
124	53 RAM Racing	Ferrari 458 Italia	LMGTE Am	Archie HAMILTON	4:00.800	42	37.786	203.8	Test Practice 2
125	91 Porsche Team Manthey	Porsche 911 RSR	LMGTE Pro	Jörg BERGMEISTER	4:00.846	14	37.832	203.7	Test Practice 1
126	99 Aston Martin Racing	Aston Martin Vantage V8	LMGTE Pro	Alex MACDOWALL	4:01.107	20	38.093	203.5	Test Practice 2
127	81 AF Corse	Ferrari 458 Italia	LMGTE Am	Stephen WYATT	4:01.200	45	38.186	203.4	Test Practice 1
128	66 JMW Motorsport	Ferrari 458 Italia	LMGTE Am	Abdulaziz ALFAISAL	4:01.211	37	38.197	203.4	Test Practice 2
129	0 Nissan Motorsports Global	Nissan ZEOD RC	CDNT - H	Thomas ERDOS	4:01.498	8	38.484	203.2	Test Practice 2
130	98 Aston Martin Racing	Aston Martin Vantage V8	LMGTE Am	Pedro LAMY	4:01.525	12	38.511	203.1	Test Practice 2
131	67 IMSA Performance Matmut	Porsche 911 GT3 RSR	LMGTE Am	Eric HELARY	4:02.292	32	39.278	202.5	Test Practice 1
132	70 Team Taisan	Ferrari 458 Italia	LMGTE Am	Shinji NAKANO	4:02.499	22	39.485	202.3	Test Practice 1
133	90 8 Star Motorsports	Ferrari 458 Italia	LMGTE Am	Gianluca RODA	4:02.586	23	39.572	202.3	Test Practice 2
134	58 Team Sofrev ASP	Ferrari 458 Italia	LMGTE Am	Anthony PONS	4:03.162	24	40.148	201.8	Test Practice 2
135	77 Dempsey Racing - Proton	Porsche 911 RSR	LMGTE Am	Joe FOSTER	4:03.206	13	40.192	201.7	Test Practice 2
136	99 Aston Martin Racing	Aston Martin Vantage V8	LMGTE Pro	Daryl O'YOUNG	4:03.232	13	40.218	201.7	Test Practice 2
137	70 Team Taisan	Ferrari 458 Italia	LMGTE Am	Martin RICH	4:03.399	35	40.385	201.6	Test Practice 2
138	98 Aston Martin Racing	Aston Martin Vantage V8	LMGTE Am	Christoffer NYGAARD	4:03.655	12	40.641	201.4	Test Practice 2
139	91 Porsche Team Manthey	Porsche 911 RSR	LMGTE Pro	Patrick PILET	4:03.882	13	40.868	201.2	Test Practice 1
140	88 Proton Competition	Porsche 911 RSR	LMGTE Am	Christian RIED	4:04.568	8	41.554	200.6	Test Practice 2
141	75 Prospeed Competition	Porsche 911 GT3 RSR	LMGTE Am	François PERRODO	4:04.786	20	41.772	200.4	Test Practice 2
142	88 Proton Competition	Porsche 911 RSR	LMGTE Am	Khaled ALQUBAIS	4:04.933	12	41.919	200.3	Test Practice 2
143	76 IMSA Performance Matmut	Porsche 911 GT3 RSR	LMGTE Am	Raymond NARAC	4:05.075	19	42.061	200.2	Test Practice 2
144	77 Dempsey Racing - Proton	Porsche 911 RSR	LMGTE Am	Patrick DEMPSEY	4:05.241	14	42.227	200.1	Test Practice 2
145	72 SMP Racing	Ferrari 458 Italia	LMGTE Am	Aleksey BASOV	4:05.622	26	42.608	199.8	Test Practice 2
146	76 IMSA Performance Matmut	Porsche 911 GT3 RSR	LMGTE Am	David HALLYDAY	4:06.376	30	43.362	199.1	Test Practice 2
147	55 AF Corse	Ferrari 458 Italia	LMGTE Am	Duncan CAMERON	4:08.608	45	45.594	197.4	Test Practice 2
148	58 Team Sofrev ASP	Ferrari 458 Italia	LMGTE Am	Fabien BARTHEZ	4:10.661	27	47.647	195.7	Test Practice 1
149	66 JMW Motorsport	Ferrari 458 Italia	LMGTE Am	Seth NEIMAN	4:11.483	17	48.469	195.1	Test Practice 2
150	62 AF Corse	Ferrari 458 Italia	LMGTE Am	Yannick MALLEGOL	4:12.276	19	49.262	194.5	Test Practice 2
151	67 IMSA Performance Matmut	Porsche 911 GT3 RSR	LMGTE Am	Erik MARIS	4:13.834	33	50.820	193.3	Test Practice 2
152	60 AF Corse	Ferrari 458 Italia	LMGTE Am	Peter MANN	4:14.324	29	51.310	192.9	Test Practice 2
153	62 AF Corse	Ferrari 458 Italia	LMGTE Am	Jean-Marc BACHELIER	4:18.339	12	55.325	189.9	Test Practice 2
154	62 AF Corse	Ferrari 458 Italia	LMGTE Am	Howard BLANK	4:18.642	30	55.628	189.7	Test Practice 1
155	88 Proton Competition	Porsche 911 RSR	LMGTE Am	Patrick LONG					
156	91 Porsche Team Manthey	Porsche 911 RSR	LMGTE Pro	Nick TANDY		0			
157	76 IMSA Performance Matmut	Porsche 911 GT3 RSR	LMGTE Am	Nicolas ARMINDO					

Published at:

Race Director:	Timekeeper:
-----------------------	--------------------



24h LE MANS



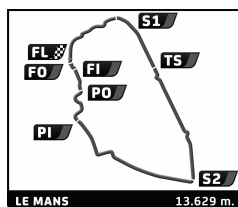
TEST DAY 24 HEURES DU MANS 2014 After Test Practice 2

Classification by Driver And Class Fastest Lap

Nr	Team	Car	Class	Driver	Time	Laps	Gap	Kph	Session
LMP1									
1	8 Toyota Racing	Toyota TS 040 - Hybrid	LMP1 - H	Sébastien BUEMI	3:23.014	23		241.7	Test Practice 2
2	7 Toyota Racing	Toyota TS 040 - Hybrid	LMP1 - H	Kazuki NAKAJIMA	3:23.156	27	0.142	241.5	Test Practice 2
3	Audi Sport Team Joest	Audi R18 e-Iron quattro	LMP1 - H	Marco BONANOMI	3:23.799	42	0.785	240.7	Test Practice 1
4	8 Toyota Racing	Toyota TS 040 - Hybrid	LMP1 - H	Nicolas LAPIERRE	3:24.262	30	1.248	240.2	Test Practice 2
5	1 Audi Sport Team Joest	Audi R18 e-Iron quattro	LMP1 - H	Loïc DUVAL	3:24.453	31	1.439	240.0	Test Practice 2
6	14 Porsche Team	Porsche 919 Hybrid	LMP1 - H	Neel JANI	3:24.692	31	1.678	239.7	Test Practice 2
7	2 Audi Sport Team Joest	Audi R18 e-Iron quattro	LMP1 - H	André LOTTERER	3:24.757	32	1.743	239.6	Test Practice 2
8	1 Audi Sport Team Joest	Audi R18 e-Iron quattro	LMP1 - H	Lucas DI GRASSI	3:24.758	31	1.744	239.6	Test Practice 2
9	20 Porsche Team	Porsche 919 Hybrid	LMP1 - H	Timo BERNHARD	3:24.911	31	1.897	239.4	Test Practice 2
10	1 Audi Sport Team Joest	Audi R18 e-Iron quattro	LMP1 - H	Tom KRISTENSEN	3:24.969	33	1.955	239.4	Test Practice 2
11	20 Porsche Team	Porsche 919 Hybrid	LMP1 - H	Benoit HARTLEY	3:25.014	32	2.000	239.3	Test Practice 2
12	8 Toyota Racing	Toyota TS 040 - Hybrid	LMP1 - H	Anthony DAVIDSON	3:25.565	35	2.551	238.7	Test Practice 2
13	7 Toyota Racing	Toyota TS 040 - Hybrid	LMP1 - H	Alexander WURZ	3:25.804	30	2.790	238.4	Test Practice 2
14	3 Audi Sport Team Joest	Audi R18 e-Iron quattro	LMP1 - H	Filipe ALBUQUERQUE	3:25.963	58	2.949	238.2	Test Practice 2
15	2 Audi Sport Team Joest	Audi R18 e-Iron quattro	LMP1 - H	Benoit TRELUYER	3:26.041	24	3.027	238.1	Test Practice 2
16	20 Porsche Team	Porsche 919 Hybrid	LMP1 - H	Mark WEBBER	3:26.194	31	3.180	238.0	Test Practice 2
17	2 Audi Sport Team Joest	Audi R18 e-Iron quattro	LMP1 - H	Marcel FÄSSLER	3:26.285	33	3.271	237.8	Test Practice 2
18	7 Toyota Racing	Toyota TS 040 - Hybrid	LMP1 - H	Stéphane SARRAZIN	3:26.290	31	3.276	237.8	Test Practice 2
19	14 Porsche Team	Porsche 919 Hybrid	LMP1 - H	Romain DUMAS	3:26.701	31	3.687	237.4	Test Practice 2
20	14 Porsche Team	Porsche 919 Hybrid	LMP1 - H	Marc LIEB	3:27.198	37	4.184	236.8	Test Practice 2
21	12 Rebellion Racing	Rebellion R-One - Toyota	LMP1 - L	Mathias BECHE	3:31.700	37	8.686	231.8	Test Practice 2
22	13 Rebellion Racing	Rebellion R-One - Toyota	LMP1 - L	Dominik KRAIHAMER	3:33.043	21	10.029	230.3	Test Practice 2
23	12 Rebellion Racing	Rebellion R-One - Toyota	LMP1 - L	Nick HEIDFELD	3:34.027	8	11.013	229.2	Test Practice 2
24	13 Rebellion Racing	Rebellion R-One - Toyota	LMP1 - L	Andrea BELICCHI	3:34.140	10	11.126	229.1	Test Practice 2
25	12 Rebellion Racing	Rebellion R-One - Toyota	LMP1 - L	Nicolas PROST	3:34.532	26	11.518	228.7	Test Practice 2
26	13 Rebellion Racing	Rebellion R-One - Toyota	LMP1 - L	Fabio LEIMER	3:36.637	20	13.623	226.5	Test Practice 1
LMP2									
1	26 G-Drive Racing	Morgan - Nissan	LMP2	Roman RUSINOV	3:37.795	19		225.3	Test Practice 2
2	48 Murphy Prototypes	Oreca 03 - Nissan	LMP2	Karun CHANDHOK	3:38.286	14	0.491	224.8	Test Practice 2
3	36 Signatech Alpine	Alpine A450 - Nissan	LMP2	Nelson PANCIATICI	3:39.026	19	1.231	224.0	Test Practice 2
4	35 OAK Racing	Ligier - Nissan	LMP2	Jann MARDENBOROUGH	3:39.191	31	1.396	223.8	Test Practice 2
5	47 KCMG	Oreca 03 - Nissan	LMP2	Alexandre IMPERATORI	3:39.475	19	1.680	223.6	Test Practice 2
6	34 Race Performance	Oreca 03 - Judd	LMP2	Franck MAILLEUX	3:39.568	19	1.773	223.5	Test Practice 2
7	38 Jota Sport	Zytek Z11SN - Nissan	LMP2	Marc GENE	3:39.849	22	2.054	223.2	Test Practice 2
8	35 OAK Racing	Ligier - Nissan	LMP2	Alex BRUNDLE	3:39.865	21	2.070	223.2	Test Practice 2
9	36 Signatech Alpine	Alpine A450 - Nissan	LMP2	Paul-Loup CHATIN	3:39.922	28	2.127	223.1	Test Practice 1
10	26 G-Drive Racing	Morgan - Nissan	LMP2	Olivier PLA	3:40.067	13	2.272	223.0	Test Practice 2
11	24 Sebastien Loeb Racing	Oreca 03 - Nissan	LMP2	René RAST	3:40.171	24	2.376	222.8	Test Practice 2
12	38 Jota Sport	Zytek Z11SN - Nissan	LMP2	Harry TINCKNELL	3:40.244	18	2.449	222.8	Test Practice 2
13	26 G-Drive Racing	Morgan - Nissan	LMP2	Julien CANAL	3:40.882	25	3.087	222.1	Test Practice 2
14	46 Thiriet By TDS Racing	Ligier JS P2 - Nissan	LMP2	Tristan GOMMENDY	3:40.908	20	3.113	222.1	Test Practice 2
15	47 KCMG	Oreca 03 - Nissan	LMP2	Richard BRADLEY	3:40.997	30	3.202	222.0	Test Practice 2
16	37 SMP Racing	Oreca 03 - Nissan	LMP2	Nicolas MINASSIAN	3:41.033	22	3.238	222.0	Test Practice 2
17	42 Caterham Racing	Zytek Z11SN - Nissan	LMP2	Thomas KIMBER-SMITH	3:41.086	22	3.291	221.9	Test Practice 2
18	36 Signatech Alpine	Alpine A450 - Nissan	LMP2	Oliver WEBB	3:41.153	32	3.358	221.9	Test Practice 2
19	47 KCMG	Oreca 03 - Nissan	LMP2	Matthew HOWSON	3:41.156	18	3.361	221.9	Test Practice 2
20	48 Murphy Prototypes	Oreca 03 - Nissan	LMP2	Nathanael BERTHON	3:41.364	21	3.569	221.6	Test Practice 1
21	43 Newblood By Morand Racing	Morgan - Judd	LMP2	Christian KLIEN	3:41.656	27	3.861	221.4	Test Practice 2
22	38 Jota Sport	Zytek Z11SN - Nissan	LMP2	Simon DOLAN	3:41.754	29	3.959	221.3	Test Practice 2
23	46 Thiriet By TDS Racing	Ligier JS P2 - Nissan	LMP2	Pierre THIRIET	3:42.208	20	4.413	220.8	Test Practice 2
24	24 Sebastien Loeb Racing	Oreca 03 - Nissan	LMP2	Jan CHAROUZ	3:42.363	16	4.568	220.7	Test Practice 1
25	37 SMP Racing	Oreca 03 - Nissan	LMP2	Kirill LADYGIN	3:42.635	28	4.840	220.4	Test Practice 2
26	48 Murphy Prototypes	Oreca 03 - Nissan	LMP2	Rodolfo GONZALEZ	3:42.757	18	4.962	220.3	Test Practice 2
27	46 Thiriet By TDS Racing	Ligier JS P2 - Nissan	LMP2	Ludovic BADEY	3:43.135	23	5.340	219.9	Test Practice 2
28	29 Pegasus Racing	Morgan - Nissan	LMP2	Léo ROUSSEL	3:43.156	19	5.361	219.9	Test Practice 2
29	41 Greaves Motorsport	Zytek Z11SN - Nissan	LMP2	James WINSLOW	3:43.261	23	5.466	219.8	Test Practice 2
30	27 SMP Racing	Oreca 03 - Nissan	LMP2	Mika SALO	3:43.499	17	5.704	219.5	Test Practice 2
31	50 Larbre Competition	Morgan - Judd	LMP2	Pierre RAGUES	3:43.924	32	6.129	219.1	Test Practice 2
32	34 Race Performance	Oreca 03 - Judd	LMP2	Jon LANCASTER	3:43.939	38	6.144	219.1	Test Practice 2
33	48 Murphy Prototypes	Oreca 03 - Nissan	LMP2	Alex KAPADIA	3:44.614	12	6.819	218.4	Test Practice 1



24h LE MANS



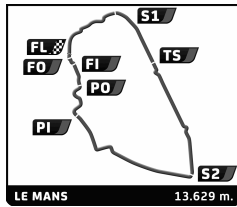
TEST DAY 24 HEURES DU MANS 2014 After Test Practice 2

Classification by Driver And Class Fastest Lap

Nr	Team	Car	Class	Driver	Time	Laps	Gap	Kph	Session
34	35 OAK Racing	Ligier - Nissan	LMP2	Mark SHULZHITSKIY	3:44.687	27	6.892	218.4	Test Practice 2
35	34 Race Performance	Oreca 03 - Judd	LMP2	Michel FREY	3:45.070	23	7.275	218.0	Test Practice 1
36	43 Newblood By Morand Racing	Morgan - Judd	LMP2	Gary HIRSCH	3:45.161	20	7.366	217.9	Test Practice 2
37	33 OAK Racing - Team Asia	Ligier JS P2 - HPD	LMP2	Ho-Pin TUNG	3:45.260	14	7.465	217.8	Test Practice 2
38	41 Greaves Motorsport	Zytek Z11SN - Nissan	LMP2	Alessandro LATIF	3:45.606	26	7.811	217.5	Test Practice 2
39	37 SMP Racing	Oreca 03 - Nissan	LMP2	Maurizio MEDIANI	3:45.723	20	7.928	217.4	Test Practice 2
40	27 SMP Racing	Oreca 03 - Nissan	LMP2	Sergey ZLOBIN	3:46.664	26	8.869	216.5	Test Practice 2
41	24 Sebastien Loeb Racing	Oreca 03 - Nissan	LMP2	Vincent CAPILLAIRE	3:46.716	28	8.921	216.4	Test Practice 2
42	42 Caterham Racing	Zytek Z11SN - Nissan	LMP2	Matthew McMURRY	3:46.812	40	9.017	216.3	Test Practice 2
43	42 Caterham Racing	Zytek Z11SN - Nissan	LMP2	Chris DYSON	3:46.822	28	9.027	216.3	Test Practice 2
44	24 Sebastien Loeb Racing	Oreca 03 - Nissan	LMP2	Laurens VANTHOOR	3:46.911	11	9.116	216.2	Test Practice 2
45	50 Larbre Competition	Morgan - Judd	LMP2	Ricky TAYLOR	3:47.247	14	9.452	215.9	Test Practice 2
46	29 Pegasus Racing	Morgan - Nissan	LMP2	Nicolas LEUTWILLER	3:47.523	22	9.728	215.6	Test Practice 1
47	27 SMP Racing	Oreca 03 - Nissan	LMP2	Anton LADYGIN	3:48.423	20	10.628	214.8	Test Practice 2
48	43 Newblood By Morand Racing	Morgan - Judd	LMP2	Romain BRANDELA	3:49.206	18	11.411	214.1	Test Practice 1
49	29 Pegasus Racing	Morgan - Nissan	LMP2	Julien SCHELL	3:49.456	16	11.661	213.8	Test Practice 2
50	33 OAK Racing - Team Asia	Ligier JS P2 - HPD	LMP2	Adderly FONG	3:52.153	12	14.358	211.3	Test Practice 2
51	33 OAK Racing - Team Asia	Ligier JS P2 - HPD	LMP2	David CHENG	3:52.757	17	14.962	210.8	Test Practice 2
52	41 Greaves Motorsport	Zytek Z11SN - Nissan	LMP2	Michael MUNEMMAN	3:53.875	31	16.080	209.8	Test Practice 2
53	50 Larbre Competition	Morgan - Judd	LMP2	Keiko IHARA	3:53.919	21	16.124	209.7	Test Practice 2
54	41 Greaves Motorsport	Zytek Z11SN - Nissan	LMP2	Dan NORRIS-JONES	3:59.036	14	21.241	205.3	Test Practice 1
LMGTE Pro									
1	92 Porsche Team Manthey	Porsche 911 RSR	LMGTE Pro	Frédéric MAKOWIECKI	3:57.260	29		206.8	Test Practice 2
2	51 AF Corse	Ferrari 458 Italia	LMGTE Pro	Giancarlo FISICHELLA	3:57.483	29	0.223	206.6	Test Practice 2
3	51 AF Corse	Ferrari 458 Italia	LMGTE Pro	Gianmaria BRUNI	3:57.799	21	0.539	206.3	Test Practice 2
4	52 RAM Racing	Ferrari 458 Italia	LMGTE Pro	Matt GRIFFIN	3:57.993	21	0.733	206.2	Test Practice 2
5	51 AF Corse	Ferrari 458 Italia	LMGTE Pro	Tony VILANDER	3:58.040	15	0.780	206.1	Test Practice 2
6	74 Corvette Racing	Chevrolet Corvette - C7	LMGTE Pro	Oliver GAVIN	3:58.403	33	1.143	205.8	Test Practice 2
7	52 RAM Racing	Ferrari 458 Italia	LMGTE Pro	Alvaro PARENTE	3:58.537	20	1.277	205.7	Test Practice 1
8	74 Corvette Racing	Chevrolet Corvette - C7	LMGTE Pro	Tommy MILNER	3:58.578	27	1.318	205.7	Test Practice 2
9	71 AF Corse	Ferrari 458 Italia	LMGTE Pro	James CALADO	3:58.905	22	1.645	205.4	Test Practice 2
10	74 Corvette Racing	Chevrolet Corvette - C7	LMGTE Pro	Richard WESTBROOK	3:59.116	15	1.856	205.2	Test Practice 2
11	71 AF Corse	Ferrari 458 Italia	LMGTE Pro	Davide RIGON	3:59.118	28	1.858	205.2	Test Practice 2
12	92 Porsche Team Manthey	Porsche 911 RSR	LMGTE Pro	Richard LIETZ	3:59.130	28	1.870	205.2	Test Practice 2
13	73 Corvette Racing	Chevrolet Corvette - C7	LMGTE Pro	Jan MAGNUSSEN	3:59.192	34	1.932	205.1	Test Practice 2
14	73 Corvette Racing	Chevrolet Corvette - C7	LMGTE Pro	Oliver TAYLOR	3:59.545	18	2.285	204.8	Test Practice 2
15	97 Aston Martin Racing	Aston Martin Vantage V8	LMGTE Pro	Stefan MÜCKE	3:59.561	11	2.301	204.8	Test Practice 2
16	92 Porsche Team Manthey	Porsche 911 RSR	LMGTE Pro	Marco HOLZER	3:59.621	27	2.361	204.8	Test Practice 2
17	71 AF Corse	Ferrari 458 Italia	LMGTE Pro	Olivier BERETTA	3:59.624	25	2.364	204.8	Test Practice 2
18	73 Corvette Racing	Chevrolet Corvette - C7	LMGTE Pro	Antonio GARCIA	3:59.697	21	2.437	204.7	Test Practice 2
19	97 Aston Martin Racing	Aston Martin Vantage V8	LMGTE Pro	Darren TURNER	3:59.777	22	2.517	204.6	Test Practice 2
20	52 RAM Racing	Ferrari 458 Italia	LMGTE Pro	Federico LEO	3:59.970	37	2.710	204.5	Test Practice 2
21	99 Aston Martin Racing	Aston Martin Vantage V8	LMGTE Pro	Fernando REES	3:59.996	22	2.736	204.4	Test Practice 2
22	97 Aston Martin Racing	Aston Martin Vantage V8	LMGTE Pro	Bruno SENNA	4:00.287	17	3.027	204.2	Test Practice 2
23	91 Porsche Team Manthey	Porsche 911 RSR	LMGTE Pro	Jörg BERGMEISTER	4:00.846	14	3.586	203.7	Test Practice 1
24	99 Aston Martin Racing	Aston Martin Vantage V8	LMGTE Pro	Alex MACDOWALL	4:01.107	20	3.847	203.5	Test Practice 2
25	99 Aston Martin Racing	Aston Martin Vantage V8	LMGTE Pro	Daryl O'YOUNG	4:03.232	13	5.972	201.7	Test Practice 2
26	91 Porsche Team Manthey	Porsche 911 RSR	LMGTE Pro	Patrick PILET	4:03.882	13	6.622	201.2	Test Practice 1
91	Porsche Team Manthey	Porsche 911 RSR	LMGTE Pro	Nick TANDY					
LMGTE Am									
1	90 8 Star Motorsports	Ferrari 458 Italia	LMGTE Am	Paolo RUBERTI	3:57.403	20		206.7	Test Practice 2
2	72 SMP Racing	Ferrari 458 Italia	LMGTE Am	Andrea BERTOLINI	3:57.569	24	0.166	206.5	Test Practice 2
3	61 AF Corse	Ferrari 458 Italia	LMGTE Am	Marco CIOCI	3:58.440	22	1.037	205.8	Test Practice 2
4	60 AF Corse	Ferrari 458 Italia	LMGTE Am	Raffaele GIAMMARIA	3:58.565	20	1.162	205.7	Test Practice 2
5	61 AF Corse	Ferrari 458 Italia	LMGTE Am	Mirko VENTURI	3:58.840	26	1.437	205.4	Test Practice 2
6	81 AF Corse	Ferrari 458 Italia	LMGTE Am	Sam BIRD	3:58.917	15	1.514	205.4	Test Practice 2
7	81 AF Corse	Ferrari 458 Italia	LMGTE Am	Michele RUGOLO	3:59.050	19	1.647	205.2	Test Practice 2
8	90 8 Star Motorsports	Ferrari 458 Italia	LMGTE Am	Franck MONTECALVO	3:59.172	23	1.769	205.1	Test Practice 2
9	58 Team Sofrev ASP	Ferrari 458 Italia	LMGTE Am	Soheil YARI	3:59.246	22	1.843	205.1	Test Practice 2
10	53 RAM Racing	Ferrari 458 Italia	LMGTE Am	Johnny MOWLEM	3:59.248	32	1.845	205.1	Test Practice 2
11	88 Proton Competition	Porsche 911 RSR	LMGTE Am	Klaus BACHLER	3:59.413	18	2.010	204.9	Test Practice 2



24h LE MANS



TEST DAY 24 HEURES DU MANS 2014 After Test Practice 2

Classification by Driver And Class Fastest Lap

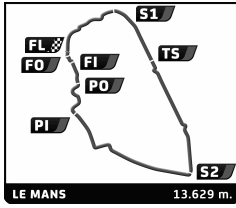
Nr	Team	Car	Class	Driver	Time	Laps	Gap	Kph	Session
12	75 Prospeed Competition	Porsche 911 GT3 RSR	LMGTE Am	Emmanuel COLLARD	3:59.601	33	2.198	204.8	Test Practice 2
13	61 AF Corse	Ferrari 458 Italia	LMGTE Am	Luis PEREZ COMPANC	3:59.794	34	2.391	204.6	Test Practice 2
14	95 Aston Martin Racing	Aston Martin Vantage V8	LMGTE Am	Nicik THIIM	3:59.903	15	2.500	204.5	Test Practice 2
15	77 Dempsey Racing - Proton	Porsche 911 RSR	LMGTE Am	Patrick LONG	3:59.966	6	2.563	204.5	Test Practice 2
16	72 SMP Racing	Ferrari 458 Italia	LMGTE Am	Viktor SHAITAR	4:00.080	28	2.677	204.4	Test Practice 2
17	77 Dempsey Racing - Proton	Porsche 911 RSR	LMGTE Am	Klaus BACHLER	4:00.082	6	2.679	204.4	Test Practice 2
18	66 JMW Motorsport	Ferrari 458 Italia	LMGTE Am	Spencer PUMPELLY	4:00.458	15	3.055	204.0	Test Practice 1
19	98 Aston Martin Racing	Aston Martin Vantage V8	LMGTE Am	Paul DALLA LANA	4:00.571	33	3.168	203.9	Test Practice 2
20	95 Aston Martin Racing	Aston Martin Vantage V8	LMGTE Am	David HENNINGER-HANSSON	4:00.679	32	3.276	203.9	Test Practice 2
21	53 RAM Racing	Ferrari 458 Italia	LMGTE Am	Archie HAMILTON	4:00.800	42	3.397	203.8	Test Practice 2
22	81 AF Corse	Ferrari 458 Italia	LMGTE Am	Stephen WYATT	4:01.200	45	3.797	203.4	Test Practice 1
23	66 JMW Motorsport	Ferrari 458 Italia	LMGTE Am	Abdulaziz ALFAISAL	4:01.211	37	3.808	203.4	Test Practice 2
24	98 Aston Martin Racing	Aston Martin Vantage V8	LMGTE Am	Pedro LAMY	4:01.525	12	4.122	203.1	Test Practice 2
25	67 IMSA Performance Matmut	Porsche 911 GT3 RSR	LMGTE Am	Eric HELARY	4:02.292	32	4.889	202.5	Test Practice 1
26	70 Team Taisan	Ferrari 458 Italia	LMGTE Am	Shinji NAKANO	4:02.499	22	5.096	202.3	Test Practice 1
27	90 8 Star Motorsports	Ferrari 458 Italia	LMGTE Am	Gianluca RODA	4:02.586	23	5.183	202.3	Test Practice 2
28	58 Team Sofrev ASP	Ferrari 458 Italia	LMGTE Am	Anthony PONS	4:03.162	24	5.759	201.8	Test Practice 2
29	77 Dempsey Racing - Proton	Porsche 911 RSR	LMGTE Am	Joe FOSTER	4:03.206	13	5.803	201.7	Test Practice 2
30	70 Team Taisan	Ferrari 458 Italia	LMGTE Am	Martin RICH	4:03.399	35	5.996	201.6	Test Practice 2
31	98 Aston Martin Racing	Aston Martin Vantage V8	LMGTE Am	Christoffer NYGAARD	4:03.655	12	6.252	201.4	Test Practice 2
32	88 Proton Competition	Porsche 911 RSR	LMGTE Am	Christian RIED	4:04.568	8	7.165	200.6	Test Practice 2
33	75 Prospeed Competition	Porsche 911 GT3 RSR	LMGTE Am	François PERRODO	4:04.786	20	7.383	200.4	Test Practice 2
34	88 Proton Competition	Porsche 911 RSR	LMGTE Am	Khaled ALQUBAISI	4:04.933	12	7.530	200.3	Test Practice 2
35	76 IMSA Performance Matmut	Porsche 911 GT3 RSR	LMGTE Am	Raymond NARAC	4:05.075	19	7.672	200.2	Test Practice 2
36	77 Dempsey Racing - Proton	Porsche 911 RSR	LMGTE Am	Patrick DEMPSEY	4:05.241	14	7.838	200.1	Test Practice 2
37	72 SMP Racing	Ferrari 458 Italia	LMGTE Am	Aleksey BASOV	4:05.622	26	8.219	199.8	Test Practice 2
38	76 IMSA Performance Matmut	Porsche 911 GT3 RSR	LMGTE Am	David HALLYDAY	4:06.376	30	8.973	199.1	Test Practice 2
39	55 AF Corse	Ferrari 458 Italia	LMGTE Am	Duncan CAMERON	4:08.608	45	11.205	197.4	Test Practice 2
40	58 Team Sofrev ASP	Ferrari 458 Italia	LMGTE Am	Fabien BARTHEZ	4:10.661	27	13.258	195.7	Test Practice 1
41	66 JMW Motorsport	Ferrari 458 Italia	LMGTE Am	Seth NEIMAN	4:11.483	17	14.080	195.1	Test Practice 2
42	62 AF Corse	Ferrari 458 Italia	LMGTE Am	Yannick MALLEGOL	4:12.276	19	14.873	194.5	Test Practice 2
43	67 IMSA Performance Matmut	Porsche 911 GT3 RSR	LMGTE Am	Erik MARIS	4:13.834	33	16.431	193.3	Test Practice 2
44	60 AF Corse	Ferrari 458 Italia	LMGTE Am	Peter MANN	4:14.324	29	16.921	192.9	Test Practice 2
45	62 AF Corse	Ferrari 458 Italia	LMGTE Am	Jean-Marc BACHELIER	4:18.339	12	20.936	189.9	Test Practice 2
46	62 AF Corse	Ferrari 458 Italia	LMGTE Am	Howard BLANK	4:18.642	30	21.239	189.7	Test Practice 1
88	Proton Competition	Porsche 911 RSR	LMGTE Am	Patrick LONG					
76	IMSA Performance Matmut	Porsche 911 GT3 RSR	LMGTE Am	Nicolas ARMINDO					
CDNT									
1	0 Nissan Motorsports Global	Nissan ZEOD RC	CDNT - H	Wolfgang REIP	3:52.574	16		211.0	Test Practice 1
2	0 Nissan Motorsports Global	Nissan ZEOD RC	CDNT - H	Thomas ERDOS	4:01.498	8	8.924	203.2	Test Practice 2

Published at:

Race Director:	Timekeeper:
-----------------------	--------------------



24h LE MANS



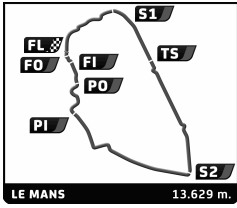
TEST DAY 24 HEURES DU MANS 2014 Test Practice 2

Best Sector Times

SECTOR 1			SECTOR 2			SECTOR 3			Pos	Team	Cl	Ideal Lap	Best Lap
Pos	Driver	Time	Driver	Time	Driver	Time	Pos	Team	Cl	Ideal Lap	Best Lap		
1	8 A.DAVIDSON	32.179	14 N.JANI	1:17.658	8 S.BUEMI	1:32.457	1	8 Toyota Racing	LMP1 - H	3'22.487	3:23.014 (1)		
2	7 K.NAKAJIMA	32.234	7 K.NAKAJIMA	1:17.793	1 L.DUVAL	1:32.923	2	7 Toyota Racing	LMP1 - H	3'23.117	3:23.156 (2)		
3	1 T.KRISTENSEN	32.237	8 S.BUEMI	1:17.851	7 K.NAKAJIMA	1:33.090	3	1 Audi Sport Team Joest	LMP1 - H	3'23.499	3:24.453 (3)		
4	2 A.LOTTERER	32.467	20 T.BERNHARD	1:17.877	20 B.HARTLEY	1:33.584	4	3 Audi Sport Team Joest	LMP1 - H	3'24.322	3:24.453 (4)		
5	3 M.BONANOMI	32.482	3 M.BONANOMI	1:18.221	2 A.LOTTERER	1:33.617	5	2 Audi Sport Team Joest	LMP1 - H	3'24.344	3:24.757 (6)		
6	14 N.JANI	32.739	2 A.LOTTERER	1:18.260	3 M.BONANOMI	1:33.619	6	20 Porsche Team	LMP1 - H	3'24.355	3:24.911 (7)		
7	20 T.BERNHARD	32.894	1 L.DUVAL	1:18.339	14 N.JANI	1:34.132	7	14 Porsche Team	LMP1 - H	3'24.529	3:24.692 (5)		
8	13 A.BELICCHI	33.604	12 M.BECHE	1:21.373	12 M.BECHE	1:36.696	8	12 Rebellion Racing	LMP1 - L	3'31.694	3:31.700 (8)		
9	12 N.PROST	33.625	13 D.KRAIHAMER	1:21.835	13 D.KRAIHAMER	1:37.563	9	13 Rebellion Racing	LMP1 - L	3'33.002	3:33.043 (9)		
10	36 N.PANCIATICI	33.877	48 K.CHANDHOK	1:24.265	26 R.RUSINOV	1:39.254	10	26 G-Drive Racing	LMP2	3'37.795	3:37.795 (10)		
11	37 K.LADYGIN	34.015	26 R.RUSINOV	1:24.294	36 N.PANCIATICI	1:39.769	11	48 Murphy Prototypes	LMP2	3'38.286	3:38.286 (11)		
12	47 A.IMPERATORI	34.122	35 J.MARDENBOROUGH	1:24.356	48 K.CHANDHOK	1:39.817	12	36 Signatech Alpine	LMP2	3'38.456	3:39.026 (12)		
13	38 M.GENE	34.195	34 F.MAILLEUX	1:24.508	35 A.BRUNDLER	1:39.991	13	35 OAK Racing	LMP2	3'38.719	3:39.191 (13)		
14	48 K.CHANDHOK	34.204	47 A.IMPERATORI	1:24.761	47 A.IMPERATORI	1:40.211	14	47 KCMG	LMP2	3'39.094	3:39.475 (14)		
15	26 R.RUSINOV	34.247	36 N.PANCIATICI	1:24.810	38 M.GENE	1:40.245	15	38 Jota Sport	LMP2	3'39.325	3:39.849 (16)		
16	24 R.RAST	34.315	43 C.KLIEN	1:24.857	34 F.MAILLEUX	1:40.445	16	34 Race Performance	LMP2	3'39.382	3:39.568 (15)		
17	35 A.BRUNDLER	34.372	38 M.GENE	1:24.885	24 R.RAST	1:40.550	17	37 SMP Racing	LMP2	3'39.831	3:41.033 (19)		
18	43 C.KLIEN	34.401	37 N.MINASSIAN	1:25.171	46 T.GOMMENDY	1:40.560	18	24 Sebastien Loeb Racing	LMP2	3'40.058	3:40.171 (17)		
19	34 F.MAILLEUX	34.429	42 T.KIMBER-SMITH	1:25.174	37 N.MINASSIAN	1:40.645	19	43 Newblood By Morand Racing	LMP2	3'40.146	3:41.656 (21)		
20	46 T.GOMMENDY	34.455	24 R.RAST	1:25.193	43 C.KLIEN	1:40.888	20	46 Thiriet By TDS Racing	LMP2	3'40.536	3:40.908 (18)		
21	29 L.ROUSSEL	34.491	46 T.GOMMENDY	1:25.521	42 T.KIMBER-SMITH	1:41.255	21	42 Caterham Racing	LMP2	3'41.086	3:41.086 (20)		
22	42 T.KIMBER-SMITH	34.657	41 J.WINSLOW	1:25.797	29 L.ROUSSEL	1:41.962	22	29 Pegasus Racing	LMP2	3'42.849	3:43.156 (22)		
23	41 J.WINSLOW	34.912	27 M.SALO	1:26.091	27 M.SALO	1:42.247	23	41 Greaves Motorsport	LMP2	3'43.109	3:43.261 (23)		
24	50 P.RAGUES	35.025	50 P.RAGUES	1:26.127	41 J.WINSLOW	1:42.400	24	27 SMP Racing	LMP2	3'43.499	3:43.499 (24)		
25	33 H.TUNG	35.092	29 L.ROUSSEL	1:26.396	50 P.RAGUES	1:42.552	25	50 Larbre Competition	LMP2	3'43.704	3:43.924 (25)		
26	27 M.SALO	35.161	33 H.TUNG	1:27.164	33 H.TUNG	1:42.745	26	33 OAK Racing - Team Asia	LMP2	3'45.001	3:45.260 (26)		
27	0 W.REIP	36.987	0 W.REIP	1:28.213	0 W.REIP	1:47.256	27	0 Nissan Motorsports Global	CDNT - H	3'52.456	3:54.145 (27)		
28	51 T.VILANDER	37.152	92 F.MAKOWIECKI	1:30.456	51 G.FISICHELLA	1:48.844	28	51 AF Corse	LMGTE Pro	3'56.823	3:57.483 (30)		
29	52 A.PARENTE	37.204	73 J.MAGNUSSEN	1:30.778	90 P.RUBERTI	1:48.902	29	90 8 Star Motorsports	LMGTE Am	3'57.258	3:57.403 (29)		
30	97 B.SENNA	37.238	72 A.BERTOLINI	1:30.800	72 A.BERTOLINI	1:49.121	30	92 Porsche Team Manthey	LMGTE Pro	3'57.260	3:57.260 (28)		
31	81 M.RUGOLO	37.297	51 G.FISICHELLA	1:30.827	74 T.MILNER	1:49.246	31	52 RAM Racing	LMGTE Pro	3'57.408	3:57.993 (32)		
32	90 P.RUBERTI	37.331	52 A.PARENTE	1:30.904	52 M.GRIFFIN	1:49.300	32	72 SMP Racing	LMGTE Am	3'57.416	3:57.569 (31)		
33	60 R.GIAMMARRIA	37.333	90 P.RUBERTI	1:31.025	61 M.VENTURI	1:49.345	33	73 Corvette Racing	LMGTE Pro	3'57.768	3:59.192 (38)		
34	92 F.MAKOWIECKI	37.337	61 M.VENTURI	1:31.110	81 M.RUGOLO	1:49.454	34	61 AF Corse	LMGTE Am	3'57.866	3:58.440 (34)		
35	95 N.THIIM	37.393	71 D.RIGON	1:31.145	92 F.MAKOWIECKI	1:49.467	35	81 AF Corse	LMGTE Am	3'57.998	3:58.917 (37)		
36	61 M.VENTURI	37.411	60 R.GIAMMARRIA	1:31.178	60 R.GIAMMARRIA	1:49.521	36	60 AF Corse	LMGTE Am	3'58.032	3:58.565 (35)		
37	71 O.BERETTA	37.414	81 M.RUGOLO	1:31.247	73 J.MAGNUSSEN	1:49.540	37	74 Corvette Racing	LMGTE Pro	3'58.124	3:58.403 (33)		
38	98 P.DALLA LANA	37.414	75 E.COLLARD	1:31.261	97 S.MÜCKE	1:49.565	38	97 Aston Martin Racing	LMGTE Pro	3'58.138	3:59.561 (42)		
39	73 J.MAGNUSSEN	37.450	97 S.MÜCKE	1:31.335	53 J.MOWLEM	1:49.687	39	71 AF Corse	LMGTE Pro	3'58.307	3:58.905 (36)		
40	99 F.REES	37.466	95 N.THIIM	1:31.339	71 O.BERETTA	1:49.748	40	95 Aston Martin Racing	LMGTE Am	3'58.908	3:59.903 (44)		
41	72 A.BERTOLINI	37.495	58 S.AYARI	1:31.360	88 K.BACHLER	1:49.842	41	53 RAM Racing	LMGTE Am	3'59.051	3:59.248 (40)		
42	74 O.GAVIN	37.515	74 O.GAVIN	1:31.363	58 S.AYARI	1:49.981	42	88 Proton Competition	LMGTE Am	3'59.060	3:59.413 (41)		
43	77 P.LONG	37.597	53 J.MOWLEM	1:31.434	77 K.BACHLER	1:50.072	43	77 Dempsey Racing - Proton	LMGTE Am	3'59.135	3:59.966 (45)		
44	88 K.BACHLER	37.690	77 P.LONG	1:31.466	95 N.THIIM	1:50.176	44	58 Team Sofrev ASP	LMGTE Am	3'59.150	3:59.246 (39)		
45	58 S.AYARI	37.809	88 K.BACHLER	1:31.528	75 E.COLLARD	1:50.224	45	75 Prospeed Competition	LMGTE Am	3'59.476	3:59.601 (43)		
46	53 A.HAMILTON	37.930	66 A.ALFAISAL	1:31.747	99 F.REES	1:50.233	46	99 Aston Martin Racing	LMGTE Pro	3'59.647	3:59.996 (46)		
47	75 E.COLLARD	37.991	99 F.REES	1:31.948	98 P.DALLA LANA	1:50.637	47	98 Aston Martin Racing	LMGTE Am	4'00.125	4:00.571 (47)		
48	66 A.ALFAISAL	38.034	98 P.DALLA LANA	1:32.074	66 A.ALFAISAL	1:51.304	48	66 JMW Motorsport	LMGTE Am	4'01.085	4:01.211 (48)		
49	70 M.RICH	38.175	67 E.HELARY	1:33.136	70 M.RICH	1:51.864	49	70 Team Taisan	LMGTE Am	4'03.399	4:03.399 (49)		
50	76 R.NARAC	38.293	70 M.RICH	1:33.360	67 E.HELARY	1:52.146	50	67 IMSA Performance Matmut	LMGTE Am	4'03.949	4:03.949 (50)		
51	67 E.HELARY	38.667	76 D.HALLYDAY	1:33.579	76 R.NARAC	1:52.692	51	76 IMSA Performance Matmut	LMGTE Am	4'04.564	4:05.075 (51)		
52	55 D.CAMERON	38.986	55 D.CAMERON	1:34.114	55 D.CAMERON	1:54.990	52	55 AF Corse	LMGTE Am	4'08.090	4:08.608 (52)		



24h LE MANS



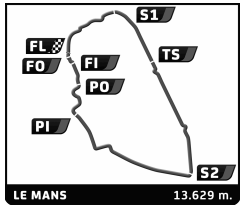
TEST DAY 24 HEURES DU MANS 2014 Test Practice 2

Best Sector Times

Pos	SECTOR 1		SECTOR 2		SECTOR 3		Pos	Team	Cl	Ideal Lap	Best Lap
	Driver	Time	Driver	Time	Driver	Time					
53	62 Y.MALLEGOL	39.772	62 Y.MALLEGOL	1:35.312	62 Y.MALLEGOL	1:57.026	53	62 AF Corse	LMGTE Am	4:12.110	4:12.276 (53)



24h LE MANS



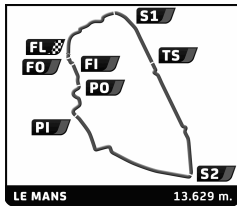
TEST DAY 24 HEURES DU MANS 2014 Test Practice 2

Best Specific Sectors

Pos	T6		T7		PORSCHE		FORD		T6+ T7	
	Driver	Time Kph	Driver	Time Kph	Driver	Time Kph	Driver	Time Kph	Driver	Time Kph
1	8 S. BUEMI	3.248 160,5	8 S. BUEMI	3.575 251,7	1 T. KRISTENSEN	15.709 258,4	8 S. BUEMI	6.011 154,8	8 A.DAVIDSON	6.824 210,5
2	7 A. WURZ	3.261 159,9	7 A. WURZ	3.595 250,3	2 B. TRELUYER	15.879 255,7	1 T. KRISTENSEN	6.116 152,2	7 K.NAKAJIMA	6.875 208,9
3	3 F. ALBUQUERQUE	3.264 159,7	14 N. JANI	3.636 247,5	8 S. BUEMI	15.931 254,8	2 B. TRELUYER	6.160 151,1	3 M.BONANOMI	6.910 207,9
4	1 T. KRISTENSEN	3.276 159,1	3 F. ALBUQUERQUE	3.642 247,1	7 A. WURZ	15.969 254,2	7 A. WURZ	6.171 150,8	20 T.BERNHARD	6.948 206,7
5	20 M. WEBBER	3.285 158,7	2 B. TRELUYER	3.644 247,0	3 F. ALBUQUERQUE	16.393 247,7	12 M. BECHE	6.256 148,8	1 L.DI GRASSI	6.950 206,7
6	2 B. TRELUYER	3.306 157,7	20 M. WEBBER	3.644 247,0	20 M. WEBBER	16.465 246,6	14 N. JANI	6.258 148,7	2 M.FÄSSLER	6.960 206,4
7	14 N. JANI	3.370 154,7	1 T. KRISTENSEN	3.646 246,8	12 M. BECHE	16.472 246,5	36 O. WEBB	6.317 147,3	14 N.JANI	7.011 204,9
8	13 A. BELICCHI	3.548 146,9	13 A. BELICCHI	3.912 230,1	13 A. BELICCHI	16.559 245,2	20 M. WEBBER	6.327 147,1	13 A.BELICCHI	7.471 192,3
9	41 J. WINSLOW	3.591 145,2	12 M. BECHE	3.930 229,0	26 O. PLA	16.749 242,4	3 F. ALBUQUERQUE	6.359 146,4	12 M.BECHE	7.619 188,5
10	34 J. LANCASTER	3.602 144,7	24 J. CHAROUZ	4.056 221,9	35 A. BRUNDLE	16.756 242,3	46 L. BADEY	6.364 146,3	41 A.LATIF	7.669 187,3
11	36 O. WEBB	3.604 144,6	37 N. MINASSIAN	4.070 221,1	14 N. JANI	16.782 241,9	34 J. LANCASTER	6.386 145,8	24 R.RAST	7.690 186,8
12	24 J. CHAROUZ	3.614 144,2	41 J. WINSLOW	4.078 220,7	38 M. GENE	16.939 239,7	26 O. PLA	6.437 144,6	36 O.WEBB	7.691 186,8
13	37 N. MINASSIAN	3.616 144,2	47 R. BRADLEY	4.079 220,6	46 L. BADEY	17.004 238,8	24 J. CHAROUZ	6.444 144,4	34 F.MAILLEUX	7.693 186,7
14	47 R. BRADLEY	3.623 143,9	34 J. LANCASTER	4.079 220,6	34 J. LANCASTER	17.037 238,3	42 T. KIMBER-SMITH	6.469 143,9	37 N.MINASSIAN	7.698 186,6
15	35 A. BRUNDLE	3.629 143,6	38 M. GENE	4.087 220,2	36 O. WEBB	17.055 238,0	35 A. BRUNDLE	6.491 143,4	47 A.IMPERATORI	7.702 186,5
16	38 M. GENE	3.636 143,4	36 O. WEBB	4.087 220,2	47 R. BRADLEY	17.168 236,5	38 M. GENE	6.507 143,0	38 H.TINCKNELL	7.737 185,7
17	29 J. SCHELL	3.636 143,4	48 R. GONZALEZ	4.087 220,2	43 C. KLIEN	17.242 235,5	48 R. GONZALEZ	6.522 142,7	35 A.BRUNDE	7.754 185,2
18	12 M. BECHE	3.656 142,6	43 C. KLIEN	4.089 220,1	37 N. MINASSIAN	17.279 235,0	43 C. KLIEN	6.555 142,0	27 S.ZLOBIN	7.775 184,7
19	46 L. BADEY	3.657 142,5	27 M. SALO	4.093 219,9	48 R. GONZALEZ	17.281 234,9	13 A. BELICCHI	6.562 141,8	48 N.BERTHON	7.779 184,7
20	48 R. GONZALEZ	3.666 142,2	26 O. PLA	4.101 219,5	24 J. CHAROUZ	17.527 231,6	33 A. FONG	6.567 141,7	50 P.RAGUES	7.787 184,5
21	50 P. RAGUES	3.666 142,2	35 A. BRUNDLE	4.102 219,4	29 J. SCHELL	17.600 230,7	29 J. SCHELL	6.579 141,5	29 L.ROUSSEL	7.788 184,4
22	27 M. SALO	3.678 141,7	50 P. RAGUES	4.107 219,1	50 P. RAGUES	17.632 230,3	47 R. BRADLEY	6.588 141,3	46 T.GOMMENDY	7.793 184,3
23	43 C. KLIEN	3.680 141,7	42 T. KIMBER-SMITH	4.119 218,5	42 T. KIMBER-SMITH	17.750 228,7	37 N. MINASSIAN	6.644 140,1	43 G.HIRSCH	7.794 184,3
24	26 O. PLA	3.687 141,4	46 L. BADEY	4.136 217,6	33 A. FONG	17.927 226,5	50 P. RAGUES	6.645 140,1	26 J.CANAL	7.805 184,0
25	42 T. KIMBER-SMITH	3.701 140,8	29 J. SCHELL	4.152 216,8	41 J. WINSLOW	18.083 224,5	27 M. SALO	6.664 139,7	42 T.KIMBER-SMITH	7.833 183,4
26	33 A. FONG	3.702 140,8	33 A. FONG	4.156 216,6	27 M. SALO	18.274 222,2	51 T. VILANDER	6.701 138,9	33 D.CHENG	7.858 182,8
27	99 D. O'YOUNG	3.837 135,9	0 W. REIP	4.307 209,0	0 W. REIP	19.053 213,1	90 G. RODA	6.704 138,8	0 W.REIP	8.152 176,2
28	61 M. CIOCI	3.844 135,6	99 D. O'YOUNG	4.363 206,3	51 T. VILANDER	19.728 205,8	41 J. WINSLOW	6.723 138,4	99 F.REES	8.200 175,2
29	0 W. REIP	3.845 135,6	97 S. MÜCKE	4.366 206,1	95 D. HENEMEIER-HANSSON	19.782 205,2	97 S. MÜCKE	6.731 138,3	61 LPEREZ COMPANC	8.235 174,4
30	97 S. MÜCKE	3.863 134,9	61 M. CIOCI	4.383 205,3	74 T. MILNER	19.959 203,4	88 K. BACHLER	6.743 138,0	97 B.SENNA	8.246 174,2
31	92 R. LIETZ	3.873 134,6	58 S. AYARI	4.394 204,8	73 A. GARCIA	20.003 203,0	71 D. RIGON	6.752 137,9	81 S.BIRD	8.282 173,4
32	81 S. WYATT	3.882 134,3	66 S. NEIMAN	4.398 204,6	71 D. RIGON	20.220 200,8	73 A. GARCIA	6.756 137,8	92 F.MAKOWIECKI	8.288 173,3
33	95 D. HENEMEIER-HANSSON	3.885 134,2	95 D. HENEMEIER-HANSSON	4.399 204,6	90 G. RODA	20.249 200,5	61 M. CIOCI	6.760 137,7	98 P.LAMY	8.306 172,9
34	98 P. LAMY	3.886 134,1	81 S. WYATT	4.400 204,5	81 S. WYATT	20.271 200,3	74 T. MILNER	6.805 136,8	72 A.BERTOLINI	8.314 172,8
35	52 F. LEO	3.898 133,7	52 F. LEO	4.401 204,5	97 S. MÜCKE	20.292 200,1	52 F. LEO	6.813 136,6	52 F.LEO	8.314 172,8
36	71 D. RIGON	3.899 133,7	98 P. LAMY	4.404 204,4	52 F. LEO	20.329 199,7	92 R. LIETZ	6.818 136,5	95 D. HENEMEIER-HANSSON	8.316 172,7
37	88 K. BACHLER	3.899 133,7	90 G. RODA	4.407 204,2	61 M. CIOCI	20.354 199,5	60 P. MANN	6.825 136,4	90 P.RUBERTI	8.317 172,7
38	72 A. BERTOLINI	3.902 133,6	72 A. BERTOLINI	4.411 204,0	92 R. LIETZ	20.376 199,3	72 A. BERTOLINI	6.832 136,2	71 D.RIGON	8.318 172,7
39	90 G. RODA	3.903 133,6	75 E. COLLARD	4.414 203,9	53 J. MOWLEM	20.438 198,6	53 J. MOWLEM	6.835 136,2	60 R.GIAMMARRIA	8.325 172,5
40	60 P. MANN	3.905 133,5	73 A. GARCIA	4.414 203,9	99 D. O'YOUNG	20.458 198,5	77 P. LONG	6.872 135,4	58 S.AYARI	8.326 172,5
41	51 T. VILANDER	3.916 133,1	92 R. LIETZ	4.415 203,9	98 P. LAMY	20.464 198,4	81 S. WYATT	6.884 135,2	66 A.ALFAISAL	8.330 172,4
42	70 M. RICH	3.922 132,9	60 P. MANN	4.415 203,9	60 P. MANN	20.484 198,2	98 P. LAMY	6.946 134,0	51 G.FISICHELLA	8.337 172,3
43	66 S. NEIMAN	3.932 132,6	71 D. RIGON	4.416 203,8	88 K. BACHLER	20.513 197,9	95 D. HENEMEIER-HANSSON	6.955 133,8	88 K.BACHLER	8.342 172,2
44	75 E. COLLARD	3.932 132,6	51 T. VILANDER	4.419 203,7	72 A. BERTOLINI	20.538 197,7	99 D. O'YOUNG	6.970 133,5	75 E.COLLARD	8.346 172,1
45	58 S. AYARI	3.932 132,6	77 P. LONG	4.423 203,5	77 P. LONG	20.611 197,0	76 D. HALLYDAY	7.071 131,6	73 J.MAGNUSSEN	8.360 171,8
46	77 P. LONG	3.938 132,4	67 E. HELARY	4.423 203,5	75 E. COLLARD	20.663 196,5	58 S. AYARI	7.109 130,9	70 M.RICH	8.363 171,8
47	74 T. MILNER	3.945 132,1	53 J. MOWLEM	4.433 203,0	70 M. RICH	20.774 195,4	70 M. RICH	7.126 130,6	77 K.BACHLER	8.367 171,7
48	73 A. GARCIA	3.946 132,1	74 T. MILNER	4.433 203,0	58 S. AYARI	20.774 195,4	75 E. COLLARD	7.152 130,1	74 R.WESTBROOK	8.382 171,4
49	67 E. HELARY	3.966 131,4	70 M. RICH	4.441 202,7	76 D. HALLYDAY	21.346 190,2	66 S. NEIMAN	7.165 129,9	67 E.HELARY	8.389 171,2
50	53 J. MOWLEM	3.975 131,1	88 K. BACHLER	4.443 202,6	66 S. NEIMAN	21.416 189,6	67 E. HELARY	7.196 129,3	53 J.MOWLEM	8.408 170,8
51	76 D. HALLYDAY	3.976 131,1	76 D. HALLYDAY	4.458 201,9	67 E. HELARY	21.597 188,0	0 W. REIP	7.324 127,1	76 R.NARAC	8.434 170,3
52	55 D. CAMERON	4.022 129,6	55 D. CAMERON	4.480 200,9	55 D. CAMERON	22.396 181,3	55 D. CAMERON	7.430 125,3	55 D.CAMERON	8.502 168,9
53	62 Y. MALLEGOL	4.093 127,4	62 Y. MALLEGOL	4.496 200,2	62 Y. MALLEGOL	22.810 178,0	62 Y. MALLEGOL	7.700 120,9	62 Y.MALLEGOL	8.589 167,2



24h LE MANS



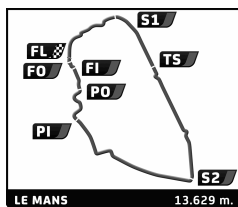
TEST DAY 24 HEURES DU MANS 2014 Test Practice 2

Best Top Speeds

Team	Car	Class	Top Speed Driver	Top 1		Top 2		Top 3		Top 4		Top 5		Avg
				Kph	Lap	Kph	Lap	Kph	Lap	Kph	Lap	Kph	Lap	
20 Porsche Team	Porsche 919 Hybrid	LMP1 - H	M. WEBBER	339.1	17	336.0	19	336.0	8	332.9	26	332.9	11	335,4
8 Toyota Racing	Toyota TS 040 - Hybrid	LMP1 - H	N. LAPIERRE	336.0	22	331.8	18	329.8	6	327.8	40	326.8	23	330,4
7 Toyota Racing	Toyota TS 040 - Hybrid	LMP1 - H	A. WURZ	334.9	13	332.9	34	328.8	33	323.9	18	322.9	43	328,7
2 Audi Sport Team Joest	Audi R18 e-tron quattro	LMP1 - H	M. FÄSSLER	332.9	45	330.8	41	330.8	33	329.8	32	329.8	48	330,8
3 Audi Sport Team Joest	Audi R18 e-tron quattro	LMP1 - H	M. BONANOMI	332.9	45	329.8	55	326.8	49	325.8	47	323.9	48	327,8
14 Porsche Team	Porsche 919 Hybrid	LMP1 - H	R. DUMAS	332.9	29	330.8	24	329.8	33	326.8	50	326.8	45	329,4
13 Rebellion Racing	Rebellion R-One - Toyota	LMP1 - L	F. LEIMER	331.8	33	327.8	23	326.8	22	326.8	29	326.8	10	328,0
1 Audi Sport Team Joest	Audi R18 e-tron quattro	LMP1 - H	T. KRISTENSEN	330.8	45	329.8	10	327.8	31	327.8	13	325.8	24	328,4
12 Rebellion Racing	Rebellion R-One - Toyota	LMP1 - L	M. BECHE	324.9	9	324.9	23	324.9	7	323.9	22	323.9	8	324,5
43 Newblood By Morand Racing	Morgan - Judd	LMP2	G. HIRSCH	308.2	20	305.6	24	303.0	21	302.2	32	302.2	23	304,2
24 Sebastien Loeb Racing	Oreca 03 - Nissan	LMP2	J. CHAROUZ	307.3	4	304.7	5	304.7	29	303.0	25	303.0	2	304,5
35 OAK Racing	Ligier - Nissan	LMP2	M. SHULZHITSKY	306.5	43	306.5	41	304.7	6	304.7	23	304.7	32	305,4
37 SMP Racing	Oreca 03 - Nissan	LMP2	K. LADYGIN	305.6	23	303.0	34	303.0	26	302.2	17	302.2	24	303,2
42 Caterham Racing	Zytek Z11SN - Nissan	LMP2	M. McMURRY	305.6	17	303.0	44	303.0	3	302.2	25	302.2	27	303,2
48 Murphy Prototypes	Oreca 03 - Nissan	LMP2	R. GONZALEZ	305.6	6	304.7	29	304.7	28	304.7	18	304.7	32	304,9
27 SMP Racing	Oreca 03 - Nissan	LMP2	A. LADYGIN	304.7	34	304.7	23	304.7	11	304.7	10	304.7	36	304,7
0 Nissan Motorsports Global	Nissan ZEOD RC	CDNT - H	W. REIP	303.9	3	303.9	5	298.0	2	298.0	13	291.6	8	299,1
34 Race Performance	Oreca 03 - Judd	LMP2	J. LANCASTER	303.9	41	303.9	27	303.9	21	303.9	31	303.9	40	303,9
47 KCMG	Oreca 03 - Nissan	LMP2	R. BRADLEY	303.9	17	303.0	7	303.0	3	303.0	20	302.2	10	303,0
26 G-Drive Racing	Morgan - Nissan	LMP2	J. CANAL	303.0	19	302.2	9	301.3	29	300.5	28	300.5	20	301,5
38 Jota Sport	Zytek Z11SN - Nissan	LMP2	H. TINCKNELL	303.0	26	303.0	20	301.3	2	301.3	5	300.5	19	301,8
50 Larbre Competition	Morgan - Judd	LMP2	P. RAGUES	303.0	37	302.2	38	301.3	40	301.3	9	300.5	11	301,7
36 Signatech Alpine	Alpine A450 - Nissan	LMP2	O. WEBB	302.2	14	302.2	33	301.3	11	301.3	28	301.3	24	301,7
46 Thiriet By TDS Racing	Ligier JS P2 - Nissan	LMP2	L. BADEY	301.3	39	298.0	31	298.0	30	297.2	17	297.2	35	298,3
41 Greaves Motorsport	Zytek Z11SN - Nissan	LMP2	M.	299.7	45	298.8	27	298.0	19	298.0	32	298.0	28	298,5
33 OAK Racing - Team Asia	Ligier JS P2 - HPD	LMP2	H. TUNG	297.2	21	294.8	5	294.0	15	294.0	18	294.0	19	294,8
72 SMP Racing	Ferrari 458 Italia	LMGTE Am	A. BERTOLINI	295.6	40	293.2	41	292.4	12	292.4	27	292.4	43	293,2
29 Pegasus Racing	Morgan - Nissan	LMP2	L. ROUSSEL	294.8	13	293.2	14	293.2	11	293.2	10	291.6	15	293,2
61 AF Corse	Ferrari 458 Italia	LMGTE Am	L. PEREZ COMPANC	294.8	41	294.8	31	294.0	42	293.2	21	292.4	9	293,8
92 Porsche Team Manthey	Porsche 911 RSR	LMGTE Pro	F.	294.8	42	293.2	43	291.6	10	291.6	32	290.8	14	292,4
52 RAM Racing	Ferrari 458 Italia	LMGTE Pro	M. GRIFFIN	294.0	39	293.2	4	292.4	25	292.4	24	292.4	36	292,9
53 RAM Racing	Ferrari 458 Italia	LMGTE Am	J. MOWLEM	294.0	38	294.0	36	293.2	39	293.2	31	293.2	35	293,5
75 Prospeed Competition	Porsche 911 GT3 RSR	LMGTE Am	E. COLLARD	294.0	36	294.0	35	293.2	23	291.6	38	291.6	2	292,9
90 8 Star Motorsports	Ferrari 458 Italia	LMGTE Am	P. RUBERTI	294.0	34	294.0	32	291.6	28	291.6	27	291.6	33	292,6
88 Proton Competition	Porsche 911 RSR	LMGTE Am	K. BACHLER	293.2	11	291.6	2	291.6	4	291.6	5	291.6	33	291,9
51 AF Corse	Ferrari 458 Italia	LMGTE Pro	G. FISICHELLA	292.4	27	292.4	25	291.6	19	290.8	22	290.0	21	291,4
58 Team Sofrev ASP	Ferrari 458 Italia	LMGTE Am	A. PONS	292.4	15	292.4	10	292.4	8	291.6	5	290.8	24	291,9
66 JMW Motorsport	Ferrari 458 Italia	LMGTE Am	A. ALFAISAL	291.6	13	290.8	23	290.0	12	289.3	15	289.3	5	290,2
77 Dempsey Racing - Proton	Porsche 911 RSR	LMGTE Am	P. LONG	291.6	2	290.8	11	290.0	24	290.0	4	290.0	5	290,5
81 AF Corse	Ferrari 458 Italia	LMGTE Am	S. WYATT	291.6	6	290.0	14	290.0	11	289.3	33	289.3	3	290,0
60 AF Corse	Ferrari 458 Italia	LMGTE Am	R. GIANMARRIA	290.8	25	290.0	23	289.3	22	289.3	21	288.5	24	289,6
71 AF Corse	Ferrari 458 Italia	LMGTE Pro	O. BERETTA	290.8	37	290.8	36	290.8	3	290.0	10	290.0	8	290,5
74 Corvette Racing	Chevrolet Corvette - C7	LMGTE Pro	O. GAVIN	290.8	20	289.3	44	288.5	36	288.5	18	288.5	42	289,1
70 Team Taisan	Ferrari 458 Italia	LMGTE Am	S. NAKANO	289.3	13	288.5	14	288.5	5	287.7	2	285.4	6	287,9
73 Corvette Racing	Chevrolet Corvette - C7	LMGTE Pro	J. MAGNUSSEN	289.3	35	289.3	30	289.3	44	289.3	27	288.5	14	289,1
67 IMSA Performance Matmut	Porsche 911 GT3 RSR	LMGTE Am	E. MARIS	287.7	16	286.9	8	286.2	6	285.4	24	285.4	17	286,3
98 Aston Martin Racing	Aston Martin Vantage V8	LMGTE Am	P. DALLA LANA	286.9	21	286.9	18	285.4	20	285.4	6	284.7	3	285,9
76 IMSA Performance Matmut	Porsche 911 GT3 RSR	LMGTE Am	R. NARAC	286.2	26	285.4	19	284.7	27	284.7	23	283.9	25	285,0
62 AF Corse	Ferrari 458 Italia	LMGTE Am	H. BLANK	285.4	15	285.4	14	285.4	4	285.4	27	284.7	23	285,3
97 Aston Martin Racing	Aston Martin Vantage V8	LMGTE Pro	S. MÜCKE	284.7	2	284.7	17	283.2	7	283.2	3	283.2	16	283,8
99 Aston Martin Racing	Aston Martin Vantage V8	LMGTE Pro	F. REES	284.7	12	283.9	11	283.2	15	281.7	14	281.7	10	283,0



24h LE MANS



TEST DAY

24 HEURES DU MANS 2014

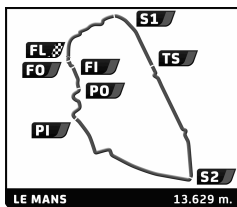
Test Practice 2

Best Top Speeds

Team	Car	Class	Top Speed Driver	Top 1		Top 2		Top 3		Top 4		Top 5		Avg
				Kph	Lap	Kph	Lap	Kph	Lap	Kph	Lap	Kph	Lap	
55 AF Corse	Ferrari 458 Italia	LMGTE Am	D. CAMERON	283.2	22	282.5	18	282.5	21	282.5	11	282.5	5	282,6
95 Aston Martin Racing	Aston Martin Vantage V8	LMGTE Am	N. THIM	283.2	14	283.2	15	283.2	19	282.5	13	282.5	12	282,9
91 Porsche Team Manthey	Porsche 911 RSR	LMGTE Pro												



24h LE MANS



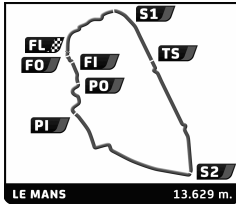
TEST DAY 24 HEURES DU MANS 2014 After Test Practice 2

Event maximum speed

Team	Car	Class	Driver	Top Speed	Lap	Session
20 Porsche Team	Porsche 919 Hybrid	LMP1 - H	Mark WEBBER	339.1	17	Test Practice 2
8 Toyota Racing	Toyota TS 040 - Hybrid	LMP1 - H	Nicolas LAPIERRE	336.0	22	Test Practice 2
7 Toyota Racing	Toyota TS 040 - Hybrid	LMP1 - H	Alexander WURZ	334.9	13	Test Practice 2
1 Audi Sport Team Joest	Audi R18 e-tron quattro	LMP1 - H	Loïc DUVAL	333.9	18	Test Practice 1
2 Audi Sport Team Joest	Audi R18 e-tron quattro	LMP1 - H	Marcel FÄSSLER	332.9	45	Test Practice 2
3 Audi Sport Team Joest	Audi R18 e-tron quattro	LMP1 - H	Marco BONANOMI	332.9	45	Test Practice 2
14 Porsche Team	Porsche 919 Hybrid	LMP1 - H	Romain DUMAS	332.9	29	Test Practice 2
13 Rebellion Racing	Rebellion R-One - Toyota	LMP1 - L	Fabio LEIMER	331.8	33	Test Practice 2
12 Rebellion Racing	Rebellion R-One - Toyota	LMP1 - L	Nicolas PROST	326.8	35	Test Practice 1
43 Newblood By Morand Racing	Morgan - Judd	LMP2	Gary HIRSCH	308.2	20	Test Practice 2
24 Sebastien Loeb Racing	Oreca 03 - Nissan	LMP2	Jan CHAROUZ	307.3	4	Test Practice 2
0 Nissan Motorsports Global	Nissan ZEOD RC	CDNT - H	Wolfgang REIP	306.5	4	Test Practice 1
35 OAK Racing	Ligier - Nissan	LMP2	Mark SHULZHITSKIY	306.5	41	Test Practice 2
47 KCMG	Oreca 03 - Nissan	LMP2	Alexandre IMPERATORI	306.5	10	Test Practice 1
48 Murphy Prototypes	Oreca 03 - Nissan	LMP2	Karun CHANDHOK	306.5	4	Test Practice 1
37 SMP Racing	Oreca 03 - Nissan	LMP2	Kirill LADYGIN	305.6	23	Test Practice 2
42 Caterham Racing	Zytek Z11SN - Nissan	LMP2	Matthew McMURRY	305.6	17	Test Practice 2
36 Signatech Alpine	Alpine A450 - Nissan	LMP2	Paul-Loup CHATIN	304.7	37	Test Practice 1
27 SMP Racing	Oreca 03 - Nissan	LMP2	Mika SALO	304.7	10	Test Practice 2
34 Race Performance	Oreca 03 - Judd	LMP2	Jon LANCASTER	303.9	13	Test Practice 1
26 G-Drive Racing	Morgan - Nissan	LMP2	Julien CANAL	303.0	19	Test Practice 2
38 Jota Sport	Zytek Z11SN - Nissan	LMP2	Simon DOLAN	303.0	20	Test Practice 2
50 Larbre Competition	Morgan - Judd	LMP2	Pierre RAGUES	303.0	37	Test Practice 2
46 Thiriet By TDS Racing	Ligier JS P2 - Nissan	LMP2	Ludovic BADEY	301.3	39	Test Practice 2
41 Greaves Motorsport	Zytek Z11SN - Nissan	LMP2	Michael MUNEMMAN	299.7	45	Test Practice 2
33 OAK Racing - Team Asia	Ligier JS P2 - HPD	LMP2	Ho-Pin TUNG	297.2	21	Test Practice 2
61 AF Corse	Ferrari 458 Italia	LMGTE Am	Luis PEREZ COMPANC	296.4	23	Test Practice 1
72 SMP Racing	Ferrari 458 Italia	LMGTE Am	Andrea BERTOLINI	295.6	40	Test Practice 2
29 Pegasus Racing	Morgan - Nissan	LMP2	Léo ROUSSEL	294.8	13	Test Practice 2
53 RAM Racing	Ferrari 458 Italia	LMGTE Am	Johnny MOWLEM	294.8	34	Test Practice 1
92 Porsche Team Manthey	Porsche 911 RSR	LMGTE Pro	Frédéric MAKOWIECKI	294.8	42	Test Practice 2
52 RAM Racing	Ferrari 458 Italia	LMGTE Pro	Matt GRIFFIN	294.0	39	Test Practice 2
75 Prospeed Competition	Porsche 911 GT3 RSR	LMGTE Am	Emmanuel COLLARD	294.0	35	Test Practice 2
81 AF Corse	Ferrari 458 Italia	LMGTE Am	Michele RUGOLO	294.0	28	Test Practice 1
90 8 Star Motorsports	Ferrari 458 Italia	LMGTE Am	Paolo RUBERTI	294.0	32	Test Practice 2
71 AF Corse	Ferrari 458 Italia	LMGTE Pro	James CALADO	293.2	20	Test Practice 1
88 Proton Competition	Porsche 911 RSR	LMGTE Am	Klaus BACHLER	293.2	11	Test Practice 2
51 AF Corse	Ferrari 458 Italia	LMGTE Pro	Giancarlo FISICHELLA	292.4	31	Test Practice 1
58 Team Sofrev ASP	Ferrari 458 Italia	LMGTE Am	Soheil AYARI	292.4	8	Test Practice 2
66 JMW Motorsport	Ferrari 458 Italia	LMGTE Am	Abdulaziz ALFAISAL	291.6	13	Test Practice 2
70 Team Taisan	Ferrari 458 Italia	LMGTE Am	Shinji NAKANO	291.6	31	Test Practice 1
77 Dempsey Racing - Proton	Porsche 911 RSR	LMGTE Am	Patrick LONG	291.6	2	Test Practice 2
60 AF Corse	Ferrari 458 Italia	LMGTE Am	Peter MANN	290.8	22	Test Practice 1
74 Corvette Racing	Chevrolet Corvette - C7	LMGTE Pro	Oliver GAVIN	290.8	20	Test Practice 2
91 Porsche Team Manthey	Porsche 911 RSR	LMGTE Pro	Jörg BERGMEISTER	290.0	21	Test Practice 1
73 Corvette Racing	Chevrolet Corvette - C7	LMGTE Pro	Jordan TAYLOR	289.3	27	Test Practice 2
67 IMSA Performance Matmut	Porsche 911 GT3 RSR	LMGTE Am	Eric HELARY	288.5	8	Test Practice 1
62 AF Corse	Ferrari 458 Italia	LMGTE Am	Howard BLANK	286.9	15	Test Practice 1
98 Aston Martin Racing	Aston Martin Vantage V8	LMGTE Am	Paul DALLA LANA	286.9	18	Test Practice 2
55 AF Corse	Ferrari 458 Italia	LMGTE Am	Duncan CAMERON	286.2	13	Test Practice 1
76 IMSA Performance Matmut	Porsche 911 GT3 RSR	LMGTE Am	Raymond NARAC	286.2	26	Test Practice 2
99 Aston Martin Racing	Aston Martin Vantage V8	LMGTE Pro	Alex MACDOWALL	286.2	4	Test Practice 1
97 Aston Martin Racing	Aston Martin Vantage V8	LMGTE Pro	Stefan MÜCKE	284.7	2	Test Practice 2
95 Aston Martin Racing	Aston Martin Vantage V8	LMGTE Am	Nick THIMM	283.2	14	Test Practice 2



24h LE MANS



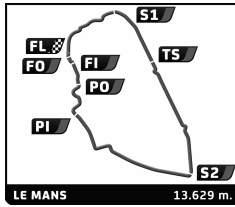
TEST DAY 24 HEURES DU MANS 2014 Test Practice 2

Fastest Lap Sequence

Practice Time	Team	Car	Class	Driver	Time	Kph	Lap
8:20.750	73 Corvette Racing	Chevrolet Corvette - C7	LMGTE Pro	Antonio GARCIA	3:59.766	204.6	2
8:21.320	3 Audi Sport Team Joest	Audi R18 e-tron quattro	LMP1 - H	Filipe ALBUQUERQUE	3:32.367	231.0	2
8:28.066	14 Porsche Team	Porsche 919 Hybrid	LMP1 - H	Neel JANI	3:30.608	233.0	2
9:46.650	8 Toyota Racing	Toyota TS 040 - Hybrid	LMP1 - H	Sébastien BUEMI	3:24.993	239.3	2
11:52.956	14 Porsche Team	Porsche 919 Hybrid	LMP1 - H	Neel JANI	3:24.890	239.5	3
13:10.619	8 Toyota Racing	Toyota TS 040 - Hybrid	LMP1 - H	Sébastien BUEMI	3:23.969	240.5	3
16:34.564	8 Toyota Racing	Toyota TS 040 - Hybrid	LMP1 - H	Sébastien BUEMI	3:23.945	240.6	4
35:00.055	8 Toyota Racing	Toyota TS 040 - Hybrid	LMP1 - H	Sébastien BUEMI	3:23.014	241.7	9



24h LE MANS



TEST DAY 24 HEURES DU MANS 2014 Test Practice 2

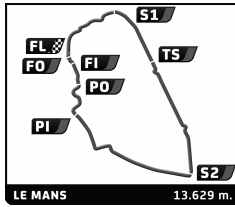
Sector Analysis

■ Personal Best ■ Session Best B Crossing the finish line in pit lane

Lap	D	Time	Sector 1	Sector 2	Sector 3	T6	T7	Porsche	Ford	T. Spd	Hour	Elapsed
0 Nissan Motorsports Global Nissan ZEOD RC 1.Wolfgang REIP CDNT 2.Thomas ERDOS												
1	1	21:03.261	...	1:31.490	1:49.026	3.928		19.567	7.553	290.0	14:21	21:03.261
2	1	3:54.145	37.318	1:29.571	1:47.256	3.870	4.384	19.118	7.324	298.0	14:24	24:57.406
3	1	3:59.052	40.515	1:29.963	1:48.574	3.845	4.307	19.623	7.581	303.9	14:28	28:56.458
4	1	4:03.209	39.816	1:32.425	1:50.968	3.914	4.307	20.153	7.520	288.5	14:32	32:59.667
5	1	4:02.431 B	36.987	1:28.213	1:57.231		4.330	19.053		303.9	14:37	37:02.098
6	1	22:14.097 B	...	1:43.353	2:16.642			21.450		251.0	14:59	59:16.195
7	2	26:03.475	...	1:44.206	1:56.285	4.407		22.072	7.664	211.3	15:25	1:25:19.670
8	2	5:22.387 B	40.404	1:34.582	3:07.401		4.467	31.849		291.6	15:30	1:30:42.057
9	2	1:48:53.734	...	1:38.371	1:56.693	4.038		21.987	7.802	240.9	17:19	3:19:35.791
10	2	4:04.071	39.304	1:32.300	1:52.467	3.949	4.385	20.638	8.031	289.3	17:23	3:23:39.862
11	2	4:01.498	38.107	1:32.127	1:51.264	3.854	4.347	20.304	7.515	290.0	17:27	3:27:41.360
12	2	5:00.212 B	37.875	1:33.856	2:48.481		4.325	32.386		290.0	17:32	3:32:41.572
13	2	24:39.007	...	1:32.229	1:50.864	3.931		20.448	7.663	298.0	17:57	3:57:20.579
14	2	5:21.001 B	43.195	1:51.853	2:45.953		4.312	37.423		200.3	18:02	4:02:41.580
1 Audi Sport Team Joest Audi R18 e-tron quattro LMP1 1.Lucas DI GRASSI 3.Tom KRISTENSEN 2.Loic DUVAL												
1	3	27:10.711	...	1:22.115	1:38.989	3.481		18.976	6.450	317.2	14:27	27:10.711
2	3	3:28.557	33.310	1:19.613	1:35.634	3.400	3.732	17.002	6.682	310.0	14:30	30:39.268
3	3	3:27.885	33.745	1:19.646	1:34.494	3.362	3.712	16.232	6.459	321.0	14:34	34:07.153
4	3	3:28.420	32.836	1:20.040	1:35.544	3.367	3.695	16.939	6.575	309.1	14:37	37:35.573
5	3	3:31.140	32.668	1:19.415	1:39.057	3.447	3.697	16.570	8.431	314.5	14:41	41:06.713
6	3	3:28.018	34.039	1:19.274	1:34.705	3.547	3.752	16.008	6.613	322.0	14:44	44:34.731
7	3	3:26.640	33.012	1:19.387	1:34.241	3.433	3.732	15.893	6.452	319.1	14:48	48:01.371
8	3	3:28.672	32.852	1:19.933	1:35.887	3.435	3.710	17.441	6.526	316.3	14:51	51:30.043
9	3	3:27.506	33.392	1:19.681	1:34.433	3.439	3.912	16.262	6.419	310.9	14:54	54:57.549
10	3	3:31.549	33.021	1:21.531	1:36.997	3.392	3.721	18.419	6.515	329.8	14:58	58:29.098
11	3	3:28.379	33.137	1:19.714	1:35.528	3.369	3.646	17.659	6.470	312.7	15:01	1:01:57.477
12	3	3:26.353	33.237	1:18.952	1:34.164	3.397	3.669	16.080	6.380	320.1	15:05	1:05:23.830
13	3	3:40.953 B	34.562	1:21.109	1:45.282		3.697	17.201		327.8	15:09	1:09:04.783
14	3	8:34.049	5:33.442	1:21.356	1:39.251	3.333		18.148	7.207	304.7	15:17	1:17:38.832
15	3	3:30.608	32.854	1:21.325	1:36.429	3.373	3.685	16.580	6.410	310.0	15:21	1:21:09.440
16	3	3:44.834	33.745	1:33.259	1:37.830	3.345	3.711	16.555	7.894	248.1	15:24	1:24:54.274
17	3	3:30.257	33.329	1:21.841	1:35.087	3.420	3.702	16.281	6.513	318.2	15:28	1:28:24.531
18	3	3:35.049 B	32.717	1:19.952	1:42.380		3.697	17.000		322.0	15:31	1:31:59.580
19	1	9:30.277	6:35.468	1:20.007	1:34.802	3.342		16.721	6.571	315.4	15:41	1:41:29.857
20	1	3:27.612	33.012	1:18.439	1:36.161	3.276	3.687	18.110	6.813	322.0	15:44	1:44:57.469
21	1	3:24.758	32.414	1:18.648	1:33.696	3.345	3.692	16.760	6.240	321.0	15:48	1:48:22.227
22	1	3:33.099	33.277	1:20.235	1:39.587	3.352	3.773	18.448	7.563	317.2	15:51	1:51:55.326
23	1	4:05.937 B	33.568	1:27.530	2:04.839		3.739	24.244		323.9	15:56	1:56:01.263
24	1	15:35.024	...	1:20.602	1:35.238	3.291		16.309	6.977	325.8	16:11	2:11:36.287
25	1	3:25.392	32.965	1:19.188	1:33.239	3.429	3.659	16.150	6.116	317.2	16:15	2:15:01.679
26	1	3:24.837	32.408	1:18.878	1:33.551	3.353	3.715	16.041	6.340	320.1	16:18	2:18:26.516
27	1	3:32.327	32.812	1:20.994	1:38.521	3.351	3.723	17.646	7.493	316.3	16:21	2:21:58.843
28	1	3:28.542	33.306	1:18.977	1:36.259	3.360	3.711	17.955	6.246	316.3	16:25	2:25:27.385
29	1	3:25.879	33.199	1:19.002	1:33.678	3.715	3.704	16.069	6.203	315.4	16:28	2:28:53.264
30	1	3:27.050	32.723	1:19.056	1:35.271	3.441	3.801	16.845	6.136	321.0	16:32	2:32:20.314
31	1	3:33.079 B	33.418	1:19.202	1:40.459		3.729	16.147		327.8	16:35	2:35:53.393
32	2	4:49.980	1:52.816	1:21.722	1:35.442	3.413		16.421	6.523	298.8	16:40	2:40:43.373
33	2	3:30.343	33.241	1:20.074	1:37.028	3.411	3.732	17.893	6.772	320.1	16:44	2:44:13.716
34	2	4:31.841 B	33.036	1:34.911	2:23.894		3.715	21.630		234.2	16:48	2:48:45.557
35	2	9:53.965	6:55.502	1:22.332	1:36.131	3.406		16.852	6.685	314.5	16:58	2:58:39.522
36	2	3:26.307	32.787	1:19.403	1:34.117	3.390	3.687	16.109	6.491	322.9	17:02	3:02:05.829
37	2	3:25.534	32.813	1:19.183	1:33.538	3.346	3.729	16.198	6.319	313.6	17:05	3:05:31.363



24h LE MANS



TEST DAY

24 HEURES DU MANS 2014

Test Practice 2

Sector Analysis

■ Personal Best
 ■ Session Best
 ■ B Crossing the finish line in pit lane

Lap	D	Time	Sector 1	Sector 2	Sector 3	T6	T7	Porsche	Ford	T. Spd	Hour	Elapsed
38	2	3:24.543	32.903	1:18.551	1:33.089	3.376	3.680	15.839	6.379	320.1	17:08	3:08:55.906
39	2	3:29.622	33.039	1:21.488	1:35.095	3.362	3.718	16.070	7.602	324.9	17:12	3:12:25.528
40	2	3:25.600	32.837	1:18.998	1:33.765	3.368	3.706	16.400	6.423	320.1	17:15	3:15:51.128
41	2	3:27.348	32.808	1:18.339	1:36.201	3.335	3.707	16.899	6.535	322.9	17:19	3:19:18.476
42	2	3:25.683	32.817	1:18.708	1:34.158	3.345	3.681	15.905	6.635	320.1	17:22	3:22:44.159
43	2	3:24.453	32.663	1:18.867	1:32.923	3.406	3.696	15.709	6.406	321.0	17:26	3:26:08.612
44	2	3:36.279B	33.816	1:18.868	1:43.595		3.703	17.894		322.0	17:29	3:29:44.891
45	3	10:04.616	7:06.653	1:22.408	1:35.555	3.342		16.437	6.457	330.8	17:39	3:39:49.507
46	3	3:24.969	32.237	1:19.357	1:33.375	3.313	3.687	15.858	6.324	314.5	17:43	3:43:14.476
47	3	3:26.745	33.127	1:19.296	1:34.322	3.368	3.692	16.092	6.482	318.2	17:46	3:46:41.221
48	3	3:26.661	32.446	1:19.134	1:35.081	3.310	3.698	16.737	7.069	317.2	17:50	3:50:07.882
49	3	3:29.888	32.556	1:18.634	1:38.698	3.370	3.794	18.647	6.828	317.2	17:53	3:53:37.770
50	3	3:26.697	32.998	1:19.261	1:34.438	3.439	3.681	15.882	6.480	322.0	17:57	3:57:04.467
51	3	4:44.916B	34.426	1:48.667	2:21.823		3.698	28.394		186.2	18:01	4:01:49.383

2

Audi Sport Team Joest1.Marcel FÄSSLER
2.André LOTTERER

3.Benoit TRELUYER

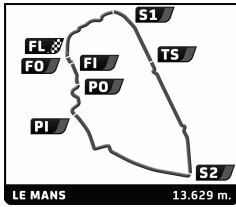
Audi R18 e-tron quattro

LMP1

1	3	21:20.148	...	1:22.959	1:37.645	3.486		17.178	6.390	292.4	14:21	21:20.148
2	3	3:28.086	32.820	1:18.869	1:36.397	4.211	3.715	17.322	6.407	326.8	14:24	24:48.234
3	3	3:30.848	35.424	1:20.137	1:35.287	3.331	4.831	16.499	6.715	316.3	14:28	28:19.082
4	3	3:31.110	32.639	1:19.904	1:38.567	3.453	3.677	19.015	6.996	314.5	14:31	31:50.192
5	3	3:27.034	32.770	1:19.360	1:34.904	3.707	3.718	16.411	6.385	317.2	14:35	35:17.226
6	3	3:31.350	34.528	1:20.410	1:36.412	3.399	4.545	17.755	6.580	302.2	14:38	38:48.576
7	3	3:26.041	32.966	1:19.011	1:34.064	3.436	3.754	16.186	6.350	317.2	14:42	42:14.617
8	3	3:37.577B	33.482	1:20.523	1:43.572	3.341	3.735	17.104	312.7	14:45	45:52.194	
9	3	5:23.057	2:24.475	1:21.082	1:37.500	3.422		18.393	6.778	311.8	14:51	51:15.251
10	3	3:29.466	32.825	1:19.328	1:37.313	3.488	3.675	17.675	6.551	317.2	14:54	54:44.717
11	3	3:34.134	34.122	1:20.579	1:39.433	3.419	3.706	19.525	6.830	308.2	14:58	58:18.851
12	3	3:29.115	32.803	1:19.576	1:36.736	3.392	3.667	17.935	6.589	315.4	15:01	1:01:47.966
13	3	3:29.248	32.752	1:19.439	1:37.057	3.399	3.686	18.198	6.565	314.5	15:05	1:05:17.214
14	3	3:28.998	33.169	1:19.692	1:36.137	3.384	3.681	17.388	6.700	325.8	15:08	1:08:46.212
15	3	3:33.954B	32.886	1:19.172	1:41.896		3.734	16.523		320.1	15:12	1:12:20.166
16	2	11:35.970	7:32.477	2:28.867	1:34.626	3.378		16.457	6.440	140.1	15:23	1:23:56.136
17	2	3:25.993	33.449	1:18.828	1:33.716	3.341	3.674	15.879	6.439	320.1	15:27	1:27:22.129
18	2	3:25.886	32.757	1:19.512	1:33.617	3.370	3.666	15.971	6.496	320.1	15:30	1:30:48.015
19	2	3:25.032	32.477	1:18.669	1:33.886	3.422	3.675	15.979	6.615	320.1	15:34	1:34:13.047
20	2	3:31.071	32.798	1:20.042	1:38.231	3.424	3.745	19.068	6.271	325.8	15:37	1:37:44.118
21	2	3:26.454	33.238	1:18.864	1:34.352	3.422	3.672	17.102	6.160	322.9	15:41	1:41:10.572
22	2	3:25.745	32.941	1:18.539	1:34.265	3.432	3.686	16.623	6.204	324.9	15:44	1:44:36.317
23	2	3:26.743	32.467	1:18.260	1:36.016	3.323	3.676	18.478	6.739	326.8	15:48	1:48:03.060
24	2	3:31.308	33.082	1:19.679	1:38.547	3.411	3.673	18.888	6.510	315.4	15:51	1:51:34.368
25	2	3:51.859B	33.302	1:29.872	1:48.685		3.725	18.560		319.1	15:55	1:55:26.227
26	2	18:21.724	...	1:20.438	1:35.542	3.353		17.115	6.597	317.2	16:13	2:13:47.951
27	2	3:28.966	33.669	1:19.059	1:36.238	3.469	3.703	18.184	6.405	320.1	16:17	2:17:16.917
28	2	3:29.965	35.328	1:19.998	1:34.639	3.352	3.699	16.911	6.478	320.1	16:20	2:20:46.882
29	2	3:26.561	32.624	1:19.626	1:34.311	3.424	3.688	16.516	6.365	328.8	16:24	2:24:13.443
30	2	3:25.736	32.806	1:18.883	1:34.047	3.389	3.680	16.306	6.231	318.2	16:27	2:27:39.179
31	2	3:25.193	32.473	1:18.607	1:34.113	3.472	3.657	16.376	6.354	322.0	16:31	2:31:04.372
32	2	3:33.896B	32.731	1:18.981	1:42.184		3.692	16.710		329.8	16:34	2:34:38.268
33	2	4:20.432	1:25.347	1:19.579	1:35.506	3.383		16.365	6.932	330.8	16:38	2:38:58.700
34	2	3:24.757	32.755	1:18.336	1:33.666	3.428	3.696	16.188	6.385	322.0	16:42	2:42:23.457
35	2	3:38.080B	32.879	1:18.853	1:46.348		3.666	18.218		322.0	16:46	2:46:01.537
36	1	17:31.078	...	1:21.417	1:39.339	3.383		18.514	6.793	313.6	17:03	3:03:32.615
37	1	3:29.325	33.224	1:20.863	1:35.238	3.368	3.662	16.952	6.567	315.4	17:07	3:07:01.940
38	1	3:29.457	33.232	1:19.523	1:36.702	3.417	3.680	17.284	6.573	319.1	17:10	3:10:31.397
39	1	3:27.770	33.755	1:19.406	1:34.609	3.391	3.693	16.808	6.450	318.2	17:13	3:13:59.167
40	1	3:34.168B	33.159	1:19.360	1:41.649		3.666	16.961		326.8	17:17	3:17:33.335



24h LE MANS



TEST DAY 24 HEURES DU MANS 2014 Test Practice 2

Sector Analysis

Personal Best Session Best B Crossing the finish line in pit lane

Lap	D	Time	Sector 1	Sector 2	Sector 3	T6	T7	Porsche	Ford	T. Spd	Hour	Elapsed
41	1	4:32.636	1:33.043	1:19.908	1:39.685	3.370		20.848	6.866	330.8	17:22	3:22:05.971
42	1	3:28.997	33.035	1:19.959	1:36.003	3.393	3.724	17.541	6.809	316.3	17:25	3:25:34.968
43	1	3:28.807	33.214	1:20.773	1:34.820	3.381	3.685	16.863	6.561	320.1	17:29	3:29:03.775
44	1	4:42.263B	33.144	1:41.714	2:27.405		3.681	23.718		178.5	17:33	3:33:46.038
45	1	7:47.650	4:51.974	1:20.916	1:34.760	3.378		16.633	6.530	332.9	17:41	3:41:33.688
46	1	3:27.400	33.181	1:18.900	1:35.319	3.306	3.689	16.897	7.069	325.8	17:45	3:45:01.088
47	1	3:27.715	32.963	1:19.257	1:35.495	3.358	3.654	17.014	6.614	322.0	17:48	3:48:28.803
48	1	3:28.276	32.945	1:20.229	1:35.102	3.306	3.657	16.599	6.494	329.8	17:51	3:51:57.079
49	1	3:26.285	32.811	1:19.000	1:34.474	3.324	3.667	16.383	6.483	320.1	17:55	3:55:23.364
50	1	4:08.288B	33.187	1:18.729	2:16.372		3.644	27.533		324.9	17:59	3:59:31.652

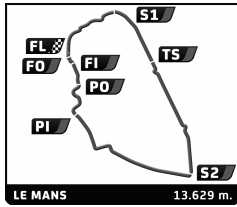
3 Audi Sport Team Joest
1. Filipe ALBUQUERQUE
2. Marco BONANOMI

Audi R18 e-tron quattro
LMP1

1	1	4:48.953	1:45.772	1:24.488	1:38.693	3.634		17.649	7.111	316.3	14:04	4:48.953
2	1	3:32.367	33.355	1:20.655	1:38.357	3.579	3.844	17.374	6.967	314.5	14:08	8:21.320
3	1	3:29.640	33.163	1:20.356	1:36.121	3.369	3.794	17.043	6.858	315.4	14:11	11:50.960
4	1	3:30.638	33.311	1:20.359	1:36.968	3.443	3.673	17.272	6.809	310.9	14:15	15:21.598
5	1	3:28.172	33.058	1:19.558	1:35.556	3.454	3.704	17.105	6.674	314.5	14:18	18:49.770
6	1	3:32.892	33.299	1:22.007	1:37.586	3.435	3.801	18.166	6.857	314.5	14:22	22:22.662
7	1	3:31.644	33.295	1:19.866	1:38.483	3.506	3.778	19.755	6.749	308.2	14:25	25:54.306
8	1	3:32.431	33.393	1:20.142	1:38.896	3.426	3.785	19.913	6.589	307.3	14:29	29:26.737
9	1	3:30.949	33.307	1:19.622	1:38.020	3.466	3.792	19.413	6.605	314.5	14:32	32:57.686
10	1	3:28.402	33.348	1:20.090	1:34.964	3.454	3.788	16.926	6.475		14:36	36:26.088
11	1	3:28.976	33.260	1:19.498	1:36.218	3.501	3.791	17.345	6.445	314.5	14:39	39:55.064
12	1	3:29.273	33.642	1:19.203	1:36.428	3.406	3.790	17.373	6.609	315.4	14:43	43:24.337
13	1	3:36.294B	33.411	1:21.034	1:41.849		3.766	16.657		323.9	14:47	47:00.631
14	1	4:25.799	1:25.679	1:22.009	1:38.111	3.603		18.657	6.674	298.8	14:51	51:26.430
15	1	3:30.257	33.783	1:20.998	1:35.476	3.539	3.835	16.890	6.523	316.3	14:54	54:56.687
16	1	3:33.449	33.461	1:22.678	1:37.310	3.574	3.827	18.262	6.525	308.2	14:58	58:30.136
17	1	3:29.192	33.410	1:19.604	1:36.178	3.493	3.820	17.970	6.498	317.2	15:01	1:01:59.328
18	1	3:31.069	34.030	1:20.271	1:36.768	3.489	3.779	16.550	6.460	306.5	15:05	1:05:30.397
19	1	3:28.284	33.327	1:20.023	1:34.934	3.421	3.823	16.644	6.420	316.3	15:08	1:08:58.681
20	1	3:27.106	33.271	1:19.353	1:34.482	3.473	3.774	16.523	6.438	318.2	15:12	1:12:25.787
21	1	3:31.689	33.517	1:22.049	1:36.123	3.509	3.773	16.710	7.407	316.3	15:15	1:15:57.476
22	1	3:27.919	33.231	1:19.272	1:35.416	3.832	3.768	16.544	6.820	316.3	15:19	1:19:25.395
23	1	4:30.163	33.671	2:21.381	1:35.111	3.419	3.869	16.497	6.469	137.6	15:23	1:23:55.558
24	1	3:29.578	34.747	1:19.185	1:35.646	3.466	3.770	16.620	6.629	319.1	15:27	1:27:25.136
25	1	3:28.146	33.477	1:19.629	1:35.040	3.475	3.762	16.569	6.635	315.4	15:30	1:30:53.282
26	1	3:35.483B	33.349	1:19.717	1:42.417		3.757	16.812		316.3	15:34	1:34:28.765
27	2	7:24.244	4:24.430	1:22.327	1:37.487	3.645		17.820	6.496	308.2	15:41	1:41:53.009
28	2	3:29.686	33.580	1:19.981	1:36.125	3.744	3.791	16.966	6.420	317.2	15:45	1:45:22.695
29	2	3:30.893	34.870	1:20.024	1:35.999	3.482	4.353	17.023	6.485	314.5	15:48	1:48:53.588
30	2	3:29.637	33.693	1:19.824	1:36.120	3.524	3.803	17.025	6.448	319.1	15:52	1:52:23.225
31	2	4:20.819B	33.673	1:34.412	2:12.734		3.817	27.004		319.1	15:56	1:56:44.044
32	2	15:17.168	...	1:24.078	1:37.392	3.455		17.333	6.627	306.5	16:12	2:12:01.212
33	2	3:30.638	33.853	1:20.198	1:36.587	3.467	3.736	16.912	6.647	315.4	16:15	2:15:31.850
34	2	3:29.153	33.727	1:19.905	1:35.521	3.437	3.733	16.806	6.543	313.6	16:19	2:19:01.003
35	2	3:28.953	33.618	1:19.816	1:35.519	3.401	3.734	16.820	6.567	313.6	16:22	2:22:29.956
36	2	3:28.802	33.607	1:19.749	1:35.446	3.390	3.728	16.603	6.516	313.6	16:25	2:25:58.758
37	2	3:33.336	33.532	1:20.678	1:39.126	3.402	3.691	19.313	6.908	314.5	16:29	2:29:32.094
38	2	3:34.851	33.767	1:20.337	1:40.747	3.419	3.679	20.726	6.849	317.2	16:33	2:33:06.945
39	2	3:31.690	33.535	1:19.611	1:38.544	3.424	3.705	18.747	7.066	315.4	16:36	2:36:38.635
40	2	3:29.873	33.760	1:20.202	1:35.911	3.413	3.701	17.159	6.642	318.2	16:40	2:40:08.508
41	2	3:33.663	35.637	1:21.777	1:36.249	3.402	3.690	17.333	6.736	307.3	16:43	2:43:42.171
42	2	4:13.946B	33.777	1:24.472	2:15.697		3.698	25.437		318.2	16:47	2:47:56.117
43	2	17:27.558	...	1:21.568	1:35.045	3.286		17.120	6.563	320.1	17:05	3:05:23.675
44	2	3:30.020	33.888	1:20.732	1:35.400	3.292	3.650	16.934	6.935	322.0	17:08	3:08:53.695



24h LE MANS



TEST DAY 24 HEURES DU MANS 2014 Test Practice 2

Sector Analysis

■ Personal Best ■ Session Best B Crossing the finish line in pit lane

Lap	D	Time	Sector 1	Sector 2	Sector 3	T6	T7	Porsche	Ford	T. Spd	Hour	Elapsed
45	2	3:28.183	33.153	1:19.156	1:35.874	3.301	3.660	17.686	6.600	332.9	17:12	3:12:21.878
46	2	3:28.283	33.429	1:18.683	1:36.171	3.336	3.675	18.125	6.512	321.0	17:15	3:15:50.161
47	2	3:26.134	32.701	1:18.714	1:34.719	3.268	3.693	16.393	6.797	325.8	17:19	3:19:16.295
48	2	3:25.071	32.482	1:18.331	1:34.258	3.264	3.642	17.171	6.388	323.9	17:22	3:22:41.366
49	2	3:24.453	32.613	1:18.221	1:33.619	3.320	3.652	16.597	6.475	326.8	17:26	3:26:05.819
50	2	3:25.325	32.670	1:18.349	1:34.306	3.420	3.666	16.516	6.904	317.2	17:29	3:29:31.144
51	2	4:23.827B	33.693	1:26.460	2:23.674		3.695	23.954		269.8	17:33	3:33:54.971
52	1	6:03.757	3:03.752	1:22.567	1:37.438	3.372		18.337	6.594	308.2	17:39	3:39:58.728
53	1	3:28.032	33.699	1:19.736	1:34.597	3.388	3.650	16.673	6.500	317.2	17:43	3:43:26.760
54	1	3:25.963	32.937	1:19.079	1:33.947	3.362	3.693	16.412	6.443	318.2	17:46	3:46:52.723
55	1	3:29.587	33.422	1:19.463	1:36.702	3.422	3.674	18.607	6.359	329.8	17:50	3:50:22.310
56	1	3:28.133	33.324	1:20.457	1:34.352	3.394	3.677	16.556	6.471	321.0	17:53	3:53:50.443
57	1	3:29.942	34.477	1:20.723	1:34.742	3.393	3.667	16.406	7.091	305.6	17:57	3:57:20.385
58	1	4:34.188B	33.676	1:41.476	2:19.036		3.671	28.189		209.7	18:01	4:01:54.573

7

Toyota Racing
1. Alexander WURZ
2. Stéphane SARRAZIN

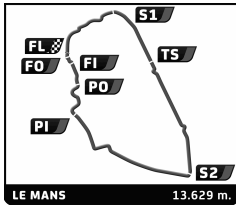
3. Kazuki NAKAJIMA

Toyota TS 040 - Hybrid
LMP1

1	1	26:41.363	...	1:20.776	1:35.353	3.352		16.930	6.449	300.5	14:26	26:41.363
2	1	3:33.185	32.876	1:19.729	1:40.580	3.358	3.664	21.278	6.465	291.6	14:30	30:14.548
3	1	3:25.804	32.890	1:18.903	1:34.011	3.377	3.670	16.550	6.352	289.3	14:33	33:40.352
4	1	3:30.338	32.819	1:19.060	1:38.459	3.335	3.653	17.348	7.042	287.7	14:37	37:10.690
5	1	3:27.650	32.817	1:19.248	1:35.585	3.303	3.595	17.353	6.587	297.2	14:40	40:38.340
6	1	3:27.302	32.559	1:19.532	1:35.211	3.341	3.604	17.883	6.211	295.6	14:44	44:05.642
7	1	3:29.720	32.809	1:18.902	1:38.009	3.417	3.665	18.172	8.050	294.0	14:47	47:35.362
8	1	3:26.644	33.181	1:19.146	1:34.317	3.367	3.602	16.597	6.505	292.4	14:51	51:02.006
9	1	3:28.211	33.826	1:19.188	1:35.197	3.330	3.655	17.772	6.278	297.2	14:54	54:30.217
10	1	3:26.525	32.984	1:19.056	1:34.485	3.343	3.659	16.372	6.367	296.4	14:57	57:56.742
11	1	3:27.237	33.025	1:19.199	1:35.013	3.413	3.626	17.768	6.387	285.4	15:01	1:01:23.979
12	1	3:31.362	33.613	1:19.733	1:38.016	3.465	3.649	20.203	6.257	293.2	15:04	1:04:55.341
13	1	3:36.590B	32.928	1:18.420	1:45.242		3.708	19.024		334.9	15:08	1:08:31.931
14	1	5:11.828	2:15.081	1:20.046	1:36.701	3.304		17.830	6.622	315.4	15:13	1:13:43.759
15	1	3:30.541	33.337	1:20.826	1:36.378	3.335	3.673		6.431	294.8	15:17	1:17:14.300
16	1	3:26.542	32.840	1:19.110	1:34.592	3.377	3.686	16.444	6.201	290.8	15:20	1:20:40.842
17	1	4:13.160B	32.596	1:56.066	1:44.498		3.659	17.970		190.8	15:24	1:24:54.002
18	1	12:43.861	9:41.310	1:21.886	1:40.665	3.261		19.393	6.860	323.9	15:37	1:37:37.863
19	1	3:27.143	32.892	1:19.558	1:34.693	3.434	3.630	16.420	6.464	310.0	15:41	1:41:05.006
20	1	3:27.305	33.847	1:19.380	1:34.078	3.354	3.690	16.431	6.171	314.5	15:44	1:44:32.311
21	1	3:30.373	32.865	1:18.881	1:38.627	3.264	3.675	20.459	7.034	313.6	15:48	1:48:02.684
22	1	3:37.099B	33.077	1:19.520	1:44.502		3.613	18.910		307.3	15:51	1:51:39.783
23	2	19:59.260	...	1:20.786	1:36.605	3.387		17.236	6.833	317.2	16:11	2:11:39.043
24	2	3:26.542	33.062	1:19.129	1:34.351	3.489	3.650	16.626	6.309	313.6	16:15	2:15:05.585
25	2	3:26.290	33.064	1:19.032	1:34.194	3.439	3.676	16.532	6.413	306.5	16:18	2:18:31.875
26	2	3:27.386	33.202	1:18.620	1:35.564	3.307	3.686	17.248	6.797	308.2	16:21	2:21:59.261
27	2	3:40.245B	34.725	1:20.315	1:45.205		3.621	18.125		317.2	16:25	2:25:39.506
28	2	16:33.314	...	1:21.935	1:38.446	3.399			6.832	312.7	16:42	2:42:12.820
29	2	3:42.107B	33.048	1:19.191	1:49.868		3.656	20.310		308.2	16:45	2:45:54.927
30	2	12:38.031	9:41.372	1:20.848	1:35.811	3.401			6.612	297.2	16:58	2:58:32.958
31	2	3:26.813	32.858	1:18.653	1:35.302	3.422	3.654	17.374	6.457	314.5	17:01	3:01:59.771
32	2	3:27.204	32.891	1:19.353	1:34.960	3.375	3.660	16.546	6.527	318.2	17:05	3:05:26.975
33	2	3:26.343	32.748	1:18.879	1:34.716	3.528	3.632	16.812	6.516	328.8	17:08	3:08:53.318
34	2	3:35.022B	32.862	1:18.627	1:43.533		3.675	17.625		332.9	17:12	3:12:28.340
35	3	4:39.117	1:41.752	1:20.623	1:36.742	3.361		18.010	6.584	311.8	17:17	3:17:07.457
36	3	3:33.070	34.169	1:20.446	1:38.455	3.331	3.666	19.889	7.076	314.5	17:20	3:20:40.527
37	3	3:24.015	32.668	1:18.222	1:33.125	3.363	3.597		6.325	310.9	17:24	3:24:04.542
38	3	3:26.988	33.299	1:18.382	1:35.307	3.322	3.651	17.761	6.420	317.2	17:27	3:27:31.530
39	3	4:13.019B	33.346	1:18.997	2:20.676		3.610	27.945		319.1	17:31	3:31:44.549
40	3	15:25.240	...	1:20.322	1:34.943	3.276		16.672	7.040	303.0	17:47	3:47:09.789



24h LE MANS



TEST DAY 24 HEURES DU MANS 2014 Test Practice 2

Sector Analysis

■ Personal Best ■ Session Best B Crossing the finish line in pit lane

Lap	D	Time	Sector 1	Sector 2	Sector 3	T6	T7	Porsche	Ford	T. Spd	Hour	Elapsed
41	3	3:24.569	32.234	1:17.793	1:34.542	3.342	3.616	17.475	6.352	312.7	17:50	3:50:34.358
42	3	3:23.156	32.236	1:17.830	1:33.090	3.272	3.621	15.969	6.988	316.3	17:53	3:53:57.514
43	3	3:23.208	32.291	1:18.389	1:32.528	3.321	3.603	16.071	6.545	322.9	17:57	3:57:20.722
44	3	4:36.160B	34.832	1:42.174	2:19.154			28.522		219.0	18:01	4:01:56.882

8

Toyota Racing

1. Anthony DAVIDSON
2. Nicolas LAPIERRE

3. Sébastien BUEMI

Toyota TS 040 - Hybrid

LMP1

1	3	6:21.657	3:25.327	1:20.391	1:35.939	3.285		18.215	6.442	316.3	14:06	6:21.657
2	3	3:24.993	32.468	1:18.471	1:34.054	3.374	3.616	16.221	6.128	296.4	14:09	9:46.650
3	3	3:23.969	32.449	1:18.226	1:33.294	3.492	3.656	16.082	6.116	290.8	14:13	13:10.619
4	3	3:23.945	32.556	1:18.546	1:32.843	3.355	3.702	15.931	6.063	293.2	14:16	16:34.564
5	3	3:38.593B	33.136	1:19.738	1:45.719		3.690	19.347		308.2	14:20	20:13.157
6	3	4:31.603	1:36.939	1:18.516	1:36.148	3.269		19.273	6.171	329.8	14:24	24:44.760
7	3	3:24.349	33.379	1:18.513	1:32.457	3.296	3.595	15.956	6.011	296.4	14:28	28:09.109
8	3	3:27.932	32.599	1:18.751	1:36.582	3.305	3.676		6.331	294.8	14:31	31:37.041
9	3	3:23.014	32.573	1:17.851	1:32.590	3.329	3.632	16.034	6.068	297.2	14:35	35:00.055
10	3	3:38.378B	33.715	1:20.612	1:44.051		3.636	18.408			14:38	38:38.433
11	2	10:43.841	7:44.959	1:21.200	1:37.682	3.391		18.047	6.840	307.3	14:49	49:22.274
12	2	3:27.735	33.475	1:19.645	1:34.615	3.330	3.667	16.802	6.368	294.8	14:52	52:50.009
13	2	3:29.607	35.013	1:19.458	1:35.136	3.356	3.720	17.568	6.461	293.2	14:56	56:19.616
14	2	3:27.567	33.114	1:19.181	1:35.272	3.313	3.693	17.253	6.430	294.8	14:59	59:47.183
15	2	3:29.572	33.881	1:18.858	1:36.833	3.293	3.712	18.849	6.656	298.0	15:03	1:03:16.755
16	2	3:26.847	33.203	1:18.535	1:35.109	3.335	3.685	16.951	6.297	294.8	15:06	1:06:43.602
17	2	3:34.665B	33.116	1:17.973	1:43.576		3.738	18.575		298.8	15:10	1:10:18.267
18	2	7:51.793	4:53.689	1:20.347	1:37.757	3.313		17.604	6.679	331.8	15:18	1:18:10.060
19	2	4:32.699	32.918	2:23.967	1:35.814	3.348	3.637	17.522	6.412	101.3	15:22	1:22:42.759
20	2	3:29.310	32.894	1:18.586	1:37.830	3.320	3.670	16.558	8.910	307.3	15:26	1:26:12.069
21	2	3:26.723	33.305	1:18.696	1:34.722	3.302	3.662	16.501	6.416	311.8	15:29	1:29:38.792
22	2	3:39.907B	34.343	1:19.466	1:46.098		3.661	19.548		336.0	15:33	1:33:18.699
23	2	13:09.616	...	1:18.843	1:40.171	3.325		19.112	7.140	326.8	15:46	1:46:28.315
24	2	3:26.439	33.165	1:19.309	1:33.965	3.326	3.644	16.582	6.223	306.5	15:49	1:49:54.754
25	2	3:24.423	32.895	1:18.234	1:33.294	3.343	3.701	16.370	6.105	309.1	15:53	1:53:19.177
26	2	5:11.195B	34.927	2:20.797	2:15.471		3.687	20.990		112.8	15:58	1:58:30.372
27	2	13:27.840	...	1:22.226	1:34.891	3.351		16.702	6.364		16:11	2:11:58.212
28	2	3:29.418	33.328	1:20.794	1:35.296	3.499	3.703	16.793	6.158	297.2	16:15	2:15:27.630
29	2	3:26.945	33.092	1:19.214	1:34.639	3.291	3.728	16.579	6.209	301.3	16:18	2:18:54.575
30	2	3:30.083	32.877	1:18.981	1:38.225	5.242	3.662	16.269	7.647	303.9	16:22	2:22:24.658
31	2	6:12.266B	57.831	2:18.708	2:55.727		6.583	33.272		157.5	16:28	2:28:36.924
32	2	34:07.352	...	1:21.867	1:37.655	3.302		18.061	6.652	324.9	17:02	3:02:44.276
33	2	3:26.535	32.877	1:18.961	1:34.697	3.404	3.659	16.805	6.767	302.2	17:06	3:06:10.811
34	2	3:24.262	32.721	1:18.298	1:33.243	3.301	3.695	16.311	6.024	306.5	17:09	3:09:35.073
35	2	3:30.377	33.702	1:18.287	1:38.388	3.287	3.653	21.245	6.126	310.0	17:13	3:13:05.450
36	2	3:28.243	32.587	1:18.240	1:37.416	3.260	3.628	18.262	6.678	311.8	17:16	3:16:33.693
37	2	3:26.332	33.527	1:19.485	1:33.320	3.283	3.608	16.342	6.178	310.9	17:20	3:20:00.025
38	2	3:24.612	32.496	1:18.180	1:33.936	3.368	3.624	16.279	6.735	308.2	17:23	3:23:24.637
39	2	3:24.665	32.917	1:17.937	1:33.811	3.261	3.640	16.421	6.144	311.8	17:26	3:26:49.302
40	2	3:41.159B	32.909	1:19.393	1:48.857		3.625	18.317		327.8	17:30	3:30:30.461
41	1	11:42.050	8:44.273	1:21.684	1:36.093	3.341		17.921	6.439		17:42	3:42:12.511
42	1	3:26.592	33.993	1:19.417	1:33.182	3.248	3.617	16.605	6.195	320.1	17:45	3:45:39.103
43	1	3:25.565	32.275	1:19.658	1:33.632	3.275	3.576	17.364	6.114	311.8	17:49	3:49:04.668
44	1	3:26.873	32.179	1:17.883	1:36.811	3.312	3.575		6.171	305.6	17:52	3:52:31.541
45	1	3:25.697	32.424	1:18.365	1:34.908	3.329	3.624	16.814	6.203	315.4	17:55	3:55:57.238
46	1	4:24.030B	32.640	1:26.968	2:24.422		3.595	27.887		311.8	18:00	4:00:21.268

12

Rebellion Racing

1. Nicolas PROST
2. Nick HEIDFELD

3. Mathias BECHE

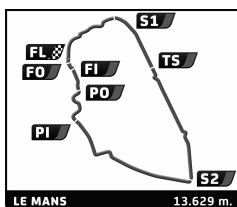
Rebellion R-One - Toyota

LMP1

1	3	42:08.032	...	1:25.612	1:40.244	3.728		17.788	6.516	298.0	14:42	42:08.032
---	---	-----------	-----	----------	----------	-------	--	--------	-------	-------	-------	-----------



24h LE MANS



TEST DAY 24 HEURES DU MANS 2014 Test Practice 2

Sector Analysis

■ Personal Best ■ Session Best B Crossing the finish line in pit lane

Lap	D	Time	Sector 1	Sector 2	Sector 3	T6	T7	Porsche	Ford	T. Spd	Hour	Elapsed
2	3	3:38.982	34.268	1:25.222	1:39.492	3.744	3.992	17.447	6.439	320.1	14:45	45:47.014
3	3	3:40.599	38.086	1:23.431	1:39.082	3.825	3.995	17.193	6.456	319.1	14:49	49:27.613
4	3	3:36.177	34.143	1:22.481	1:39.553	3.811	4.003	17.462	6.312	322.0	14:53	53:03.790
5	3	7:47.197B	34.170	1:22.101	5:50.926		4.001	20.559		319.1	15:00	1:00:50.987
6	3	43:46.395	...	1:24.556	1:39.487	3.725		17.207	6.635	311.8	15:44	1:44:37.382
7	3	3:37.093	33.891	1:21.898	1:41.304	3.934	3.991	19.082	6.328	324.9	15:48	1:48:14.475
8	3	3:40.168	35.000	1:22.737	1:42.431	3.710	4.005	19.192	7.012	323.9	15:51	1:51:54.643
9	3	4:09.768B	33.837	1:34.390	2:01.541		3.961	20.655		324.9	15:56	1:56:04.411
10	3	16:34.006	...	1:27.270	1:39.269	3.729		17.128	6.654	307.3	16:12	2:12:38.417
11	3	3:33.848	34.133	1:22.653	1:37.062	3.724	3.966	16.668	6.332	320.1	16:16	2:16:12.265
12	3	3:42.102	34.077	1:22.771	1:45.254	3.672	3.944	22.033	6.759	295.6	16:19	2:19:54.367
13	3	3:31.700	33.631	1:21.373	1:36.696	3.728	3.947	16.472	6.412	321.0	16:23	2:23:26.067
14	3	3:33.125	33.639	1:22.249	1:37.237	3.689	3.944	16.748	6.398	319.1	16:26	2:26:59.192
15	3	3:33.158	33.818	1:21.841	1:37.499	3.843	3.938	16.785	6.256	315.4	16:30	2:30:32.350
16	3	3:36.983	33.713	1:22.620	1:40.650	3.695	3.969	17.361	6.398	296.4	16:34	2:34:09.333
17	3	3:45.664B	33.964	1:21.944	1:49.756		3.930	18.576		322.0	16:37	2:37:54.997
18	1	21:10.917	...	1:27.467	1:42.530	3.808		18.306	7.044	308.2	16:59	2:59:05.914
19	1	3:39.629	34.502	1:23.671	1:41.456	3.777	3.997	18.017	7.179	320.1	17:02	3:02:45.543
20	1	3:37.170	34.057	1:23.097	1:40.016	3.786	3.976	17.774	6.785	320.1	17:06	3:06:22.713
21	1	3:37.186	33.905	1:22.670	1:40.611	3.738	3.979	17.949	6.720	322.9	17:09	3:09:59.899
22	1	3:37.430	33.937	1:22.628	1:40.865	3.751	3.974	19.086	6.628	323.9	17:13	3:13:37.329
23	1	3:40.857	33.722	1:22.169	1:44.966	3.677	3.977	20.694	8.006	324.9	17:17	3:17:18.186
24	1	3:39.393	34.417	1:23.280	1:41.696	3.741	3.948	17.932	7.203	319.1	17:20	3:20:57.579
25	1	3:36.840	33.893	1:23.756	1:39.191	3.722	3.942	17.552	6.660	322.9	17:24	3:24:34.419
26	1	3:34.532	33.773	1:22.408	1:38.351	3.735	3.939	17.259	6.395	320.1	17:28	3:28:08.951
27	1	4:36.472B	33.625	1:25.428	2:37.419		3.972	31.150		320.1	17:32	3:32:45.423
28	2	8:02.173	4:49.084	1:27.205	1:45.884	3.763		18.348	9.072	295.6	17:40	3:40:47.596
29	2	3:45.545B	35.203	1:23.164	1:47.178		3.966	18.400		315.4	17:44	3:44:33.141
30	2	5:56.829	2:27.758	1:39.187	1:49.884	3.743		21.384	7.841	242.0	17:50	3:50:29.970
31	2	3:34.027	33.890	1:22.373	1:37.764	3.656	3.984	17.144	6.646	313.6	17:54	3:54:03.997

13

Rebellion Racing1. Dominik KRAIHAMER
2. Andrea BELICCHI

3. Fabio LEIMER

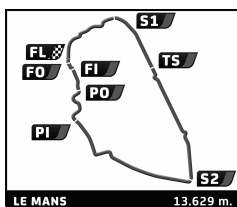
Rebellion R-One - Toyota

LMP1

1	2	46:18.949B	...	1:30.960	2:02.524			21.612		251.6	14:46	46:18.949
2	2	6:30.216	3:20.013	1:26.036	1:44.167	3.825		18.936	7.591	307.3	14:52	52:49.165
3	2	3:42.508	35.494	1:24.570	1:42.444	3.690	4.016	18.495	7.186	321.0	14:56	56:31.673
4	2	3:49.496	37.901	1:25.352	1:46.243	3.748	3.945	20.328	7.284	321.0	15:00	1:00:21.169
5	2	3:41.433	34.934	1:24.862	1:41.637	3.637	3.976	18.339	6.927	319.1	15:04	1:04:02.602
6	2	3:53.723B	35.988	1:26.347	1:51.388		3.948	18.166		300.5	15:07	1:07:56.325
7	2	19:27.189	...	1:24.457	1:41.231	3.593		17.688	6.870	301.3	15:27	1:27:23.514
8	2	3:38.382	34.199	1:24.437	1:39.746	3.548	3.926	17.178	6.779	304.7	15:31	1:31:01.896
9	2	3:34.140	33.604	1:22.051	1:38.485	3.590	3.923	17.055	6.741	322.9	15:34	1:34:36.036
10	2	3:52.317B	33.841	1:27.143	1:51.333		3.944	19.234		326.8	15:38	1:38:28.353
11	1	36:25.292	...	1:25.061	1:41.051	3.652		18.246	7.015	313.6	16:14	2:14:53.645
12	1	3:36.354	34.153	1:22.917	1:39.284	3.640	3.963	17.610	6.713	319.1	16:18	2:18:29.999
13	1	3:37.017	34.052	1:22.850	1:40.115	3.675	3.959	17.373	6.738	322.9	16:22	2:22:07.016
14	1	3:37.647	34.466	1:23.210	1:39.971	3.707	3.945	17.325	6.816	293.2	16:25	2:25:44.663
15	1	3:36.501	33.774	1:23.153	1:39.574	3.698	3.949	17.554	6.733	324.9	16:29	2:29:21.164
16	1	3:35.534	34.063	1:23.084	1:38.387	3.582	3.959	17.035	6.615	325.8	16:32	2:32:56.698
17	1	3:39.558	33.985	1:23.383	1:42.190	3.587	3.917	19.841	6.572	297.2	16:36	2:36:36.256
18	1	3:37.936	34.062	1:24.431	1:39.443	3.631	3.912	17.394	6.682	308.2	16:40	2:40:14.192
19	1	3:47.146B	34.310	1:24.392	1:48.444		3.918	18.594		301.3	16:44	2:44:01.338
20	1	17:19.374	...	1:24.649	1:43.023	3.692		17.825	6.944	311.8	17:01	3:01:20.712
21	1	3:36.520	33.992	1:22.862	1:39.666	3.635	3.964	17.213	6.656	323.9	17:04	3:04:57.232
22	1	3:35.534	33.862	1:22.793	1:38.879	3.621	3.950	16.841	6.694	326.8	17:08	3:08:32.766
23	1	3:33.043	33.645	1:21.835	1:37.563	3.613	3.951	16.559	6.562	327.8	17:12	3:12:05.809
24	1	3:38.539	34.000	1:24.628	1:39.911	3.618	3.941	17.581	6.659	298.8	17:15	3:15:44.348



24h LE MANS



TEST DAY 24 HEURES DU MANS 2014 Test Practice 2

Sector Analysis

■ Personal Best ■ Session Best ■ Crossing the finish line in pit lane

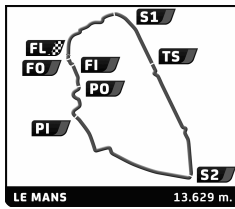
Lap	D	Time	Sector 1	Sector 2	Sector 3	T6	T7	Porsche	Ford	T. Spd	Hour	Elapsed
25	1	3:38.290	34.128	1:22.656	1:41.506	3.659	3.941	17.478	6.842	306.5	17:19	3:19:22.638
26	1	3:44.003B	34.035	1:23.186	1:46.782		3.933	16.978		316.3	17:23	3:23:06.641
27	3	9:43.209B	5:47.133	1:37.327	2:18.749			25.913		184.3	17:32	3:32:49.850
28	3	8:30.626	5:23.994	1:24.494	1:42.138	3.729		18.089	7.391	322.9	17:41	3:41:20.476
29	3	3:40.473	34.573	1:22.406	1:43.494	3.691	3.949	20.000	6.857	326.8	17:45	3:45:00.949
30	3	3:38.009	34.469	1:23.036	1:40.504	3.711	3.952	17.507	6.919	300.5	17:48	3:48:38.958
31	3	3:38.625	35.071	1:22.878	1:40.676	3.682	3.946	17.925	6.961	315.4	17:52	3:52:17.583
32	3	3:38.050	34.977	1:23.609	1:39.464	3.704	3.946	17.016	6.836	320.1	17:55	3:55:55.633
33	3	4:30.887B	33.909	1:28.785	2:28.193		3.935	27.896		331.8	18:00	4:00:26.520

14	Porsche Team	3.Marc LIEB	Porsche 919 Hybrid LMP1
	1.Romain DUMAS		
	2.Neel JANI		

1	2	4:57.458	1:59.228	1:21.026	1:37.204	3.373		17.339	8.085	319.1	14:04	4:57.458
2	2	3:30.608	32.958	1:18.103	1:39.547	3.370	3.643	20.223	7.428	304.7	14:08	8:28.066
3	2	3:24.890	32.861	1:17.658	1:34.371	3.389	3.641	16.782	6.411	318.2	14:11	11:52.956
4	2	3:27.779	33.724	1:18.372	1:35.683	3.407	3.636	17.279	6.665	316.3	14:15	15:20.735
5	2	3:24.692	32.739	1:17.821	1:34.132	3.401	3.646	16.843	6.258	318.2	14:18	18:45.427
6	2	3:35.615B	33.139	1:17.896	1:44.580		3.647	17.390		321.0	14:22	22:21.042
7	2	19:02.626	...	1:20.076	1:40.308	3.596		18.180	7.365	321.0	14:41	41:23.668
8	2	3:30.354	34.225	1:19.636	1:36.493	3.378	3.985	17.507	6.537	311.8	14:44	44:54.022
9	2	3:28.611	34.233	1:18.679	1:35.699	3.383	3.672	17.299	6.424	310.9	14:48	48:22.633
10	2	3:34.184	33.239	1:18.287	1:42.658	3.404	3.655	23.083	6.732	306.5	14:51	51:56.817
11	2	3:28.142	33.919	1:18.754	1:35.469	3.397	3.689	17.326	6.511	312.7	14:55	55:24.959
12	2	3:30.726	33.029	1:20.028	1:37.669	3.390	3.657	18.454	6.585	310.0	14:58	58:55.685
13	2	3:28.231	33.693	1:19.650	1:34.888	3.434	3.758	17.080	6.348	312.7	15:02	1:02:23.916
14	2	3:42.320B	34.004	1:24.652	1:43.664		3.856	17.495		310.0	15:06	1:06:06.236
15	3	18:24.506	...	2:19.894	1:36.954	3.504		17.738	6.509	93.1	15:24	1:24:30.742
16	3	3:29.583	33.340	1:19.799	1:36.444	3.445	3.729	17.618	6.421	308.2	15:28	1:28:00.325
17	3	3:28.768	33.420	1:18.716	1:36.632	3.464	3.795	17.275	6.460	310.0	15:31	1:31:29.093
18	3	3:27.353	33.319	1:18.613	1:35.421	3.455	3.717	17.192	6.467	311.8	15:34	1:34:56.446
19	3	3:27.998	33.305	1:18.625	1:36.068	3.461	3.701	17.329	6.452	311.8	15:38	1:38:24.444
20	3	3:31.632	33.805	1:19.927	1:37.900	3.422	3.696	19.381	6.345	324.9	15:41	1:41:56.076
21	3	3:27.273	33.284	1:18.099	1:35.890	3.452	3.685	17.342	6.503	318.2	15:45	1:45:23.349
22	3	3:27.668	33.391	1:18.633	1:35.644	3.423	3.693	17.210	6.392	315.4	15:48	1:48:51.017
23	3	3:27.198	33.228	1:18.134	1:35.836	3.464	3.683	17.253	6.820	311.8	15:52	1:52:18.215
24	3	4:19.884B	33.631	1:27.293	2:18.960		3.699	27.762		330.8	15:56	1:56:38.099
25	1	16:19.028	...	1:23.788	1:42.723	3.612		18.511	7.757	286.2	16:12	2:12:57.127
26	1	3:37.339	34.177	1:22.423	1:40.739	3.568	3.732	19.192	7.178	310.0	16:16	2:16:34.466
27	1	3:31.911	33.804	1:19.725	1:38.382	3.517	3.719	17.862	7.137	314.5	16:20	2:20:06.377
28	1	3:43.830B	33.582	1:21.003	1:49.245		3.709	19.995		316.3	16:23	2:23:50.207
29	1	4:28.239	1:27.182	1:20.613	1:40.444	3.512		20.280	6.876	332.9	16:28	2:28:18.446
30	1	3:32.068	34.753	1:20.191	1:37.124	3.481	3.692	17.555	6.718	311.8	16:31	2:31:50.514
31	1	3:31.298	33.427	1:20.743	1:37.128	3.536	3.695	17.529	6.724	316.3	16:35	2:35:21.812
32	1	3:30.005	33.526	1:19.114	1:37.365	3.465	3.697	17.797	6.764	318.2	16:38	2:38:51.817
33	1	3:32.320	34.428	1:20.400	1:37.492	3.438	3.685	17.626	6.828	329.8	16:42	2:42:24.137
34	1	3:40.420B	33.546	1:19.373	1:47.501		3.674	19.241		322.0	16:46	2:46:04.557
35	1	13:31.208	...	1:22.995	1:40.195	3.471		18.543	6.892	304.7	16:59	2:59:35.765
36	1	3:32.915	34.587	1:20.595	1:37.733	3.486	3.695	17.850	6.738	322.9	17:03	3:03:08.680
37	1	3:30.795	33.820	1:19.803	1:37.172	3.473	3.726	17.638	6.734	315.4	17:06	3:06:39.475
38	1	3:33.098	34.324	1:20.957	1:37.817	3.488	3.702	18.367	6.734	311.8	17:10	3:10:12.573
39	1	3:29.491	33.841	1:19.245	1:36.405	3.480	3.836	17.401	6.687	318.2	17:13	3:13:42.064
40	1	3:30.827	33.574	1:19.019	1:38.234	3.452	3.693	18.723	6.654	320.1	17:17	3:17:12.891
41	1	3:33.070	33.659	1:20.567	1:38.844	3.585	3.806	18.553	7.558	323.9	17:20	3:20:45.961
42	1	3:28.984	33.753	1:19.152	1:36.079	3.422	3.748	17.242	6.679	323.9	17:24	3:24:14.945
43	1	3:27.555	33.269	1:18.970	1:35.316	3.457	3.684	16.965	6.564	322.9	17:27	3:27:42.500
44	1	4:13.551B	34.078	1:20.976	2:18.497		3.677	28.816		310.0	17:31	3:31:56.051
45	1	8:49.791	5:24.968	1:23.465	2:01.358	3.467		23.794	8.846	326.8	17:40	3:40:45.842



24h LE MANS



TEST DAY 24 HEURES DU MANS 2014 Test Practice 2

Sector Analysis

■ Personal Best ■ Session Best B Crossing the finish line in pit lane

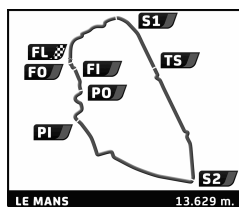
Lap	D	Time	Sector 1	Sector 2	Sector 3	T6	T7	Porsche	Ford	T. Spd	Hour	Elapsed
46	1	3:31.418	33.565	1:19.799	1:38.054	3.428	3.807	18.697	6.803	319.1	17:44	3:44:17.260
47	1	3:29.044	34.105	1:19.609	1:35.330	3.429	3.700	16.848	6.636	312.7	17:47	3:47:46.304
48	1	3:26.701	33.135	1:18.543	1:35.023	3.455	3.705	16.798	6.446	322.9	17:51	3:51:13.005
49	1	3:29.187	33.355	1:19.061	1:36.771	3.416	3.704	17.925	6.543	314.5	17:54	3:54:42.192
50	1	3:50.373B	33.094	1:19.965	1:57.314		3.707	23.637		326.8	17:58	3:58:32.565

20	Porsche Team											Porsche 919 Hybrid	
	1.Timo BERNHARD		3.Brendon HARTLEY									LMP1	
	2.Mark WEBBER												

1	2	7:43.698	4:39.018	1:23.920	1:40.760	3.485		19.161	7.187	310.0	14:07	7:43.698
2	2	3:30.073	33.759	1:19.297	1:37.017	3.398	3.677	18.098	6.716	316.3	14:11	11:13.771
3	2	3:41.396B	34.301	1:20.138	1:46.957		3.645	19.351		301.3	14:14	14:55.167
4	2	4:36.441	1:38.613	1:20.995	1:36.833	3.410		17.916	6.827	303.9	14:19	19:31.608
5	2	3:28.824	33.194	1:18.320	1:37.310	3.411	3.661	17.655	7.569	318.2	14:23	23:00.432
6	2	3:29.990	33.489	1:18.404	1:38.097	3.445	3.655	19.083	6.984	324.9	14:26	26:30.422
7	2	3:33.177	33.191	1:18.270	1:41.716	3.403	3.657	20.561	6.831	323.9	14:30	30:03.599
8	2	3:37.837B	34.598	1:18.804	1:44.435		3.652	18.272		336.0	14:33	33:41.436
9	2	12:14.955	9:19.065	1:19.756	1:36.134	3.366		17.812	6.582	332.9	14:45	45:56.391
10	2	3:29.261	34.277	1:19.701	1:35.283	3.492	3.659	17.506	6.515	317.2	14:49	49:25.652
11	2	3:27.695	33.929	1:18.520	1:35.246	3.486	3.717	17.321	6.625	332.9	14:52	52:53.347
12	2	3:30.019	34.020	1:18.644	1:37.355	3.493	3.692	18.514	6.811	322.9	14:56	56:23.366
13	2	3:29.871	33.389	1:18.586	1:37.896	3.521	3.670	17.712	6.673	321.0	14:59	59:53.237
14	2	3:28.962	33.645	1:18.340	1:36.977	3.508	3.681	18.513	6.757	320.1	15:03	1:03:22.199
15	2	3:30.130	33.994	1:18.240	1:37.896	3.401	3.685	19.665	6.685	330.8	15:06	1:06:52.329
16	2	3:26.194	33.421	1:17.944	1:34.829	3.512	3.650	17.265	6.581	322.0	15:10	1:10:18.523
17	2	3:39.848	35.167	1:20.497	1:44.184	3.564	3.657	21.281	7.146	339.1	15:13	1:13:58.371
18	2	3:30.380	34.056	1:19.305	1:37.019	3.508	3.674	17.994	6.778	326.8	15:17	1:17:28.751
19	2	3:28.835	35.137	1:18.517	1:35.181	3.429	3.754	17.355	6.552	336.0	15:20	1:20:57.586
20	2	3:49.688	35.040	1:37.747	1:36.901	3.480	3.644	17.787	6.649	184.0	15:24	1:24:47.274
21	2	3:38.219B	34.022	1:19.734	1:44.463		3.648	18.347		314.5	15:28	1:28:25.493
22	1	9:43.088	6:41.184	1:19.860	1:42.044	3.775		21.745	6.902	331.8	15:38	1:38:08.581
23	1	3:31.725	34.423	1:18.887	1:38.415	3.506	4.015	19.519	6.767	322.9	15:41	1:41:40.306
24	1	3:29.871	33.554	1:19.306	1:37.011	3.465	3.685	17.618	6.858	328.8	15:45	1:45:10.177
25	1	3:26.727	33.347	1:18.353	1:35.027	3.456	3.675	17.240	6.512	324.9	15:48	1:48:36.904
26	1	3:27.924	33.282	1:18.396	1:36.246	3.438	3.678	18.177	6.718	332.9	15:52	1:52:04.828
27	1	4:01.114B	33.304	1:26.947	2:00.863		3.812	20.552		332.9	15:56	1:56:05.942
28	1	17:09.910	...	1:24.113	1:44.783	3.801		19.616	7.300	318.2	16:13	2:13:15.852
29	1	3:30.932	33.777	1:20.395	1:36.760	3.408	3.881	17.340	6.613	319.1	16:16	2:16:46.784
30	1	3:28.521	33.375	1:18.317	1:36.829	3.406	3.780	18.672	6.500	324.9	16:20	2:20:15.305
31	1	3:26.812	32.913	1:19.179	1:34.720	3.318	3.671	17.008	6.489	320.1	16:23	2:23:42.117
32	1	3:24.911	32.933	1:18.033	1:33.945	3.366	3.675	16.639	6.345	316.3	16:27	2:27:07.028
33	1	3:27.079	33.861	1:18.413	1:34.805	3.441	3.676	16.945	6.529	323.9	16:30	2:30:34.107
34	1	3:25.427	33.100	1:18.023	1:34.304	3.287	3.676	16.626	6.518	326.8	16:33	2:33:59.534
35	1	3:27.250	33.076	1:17.877	1:36.297	3.349	3.661	17.782	6.619	325.8	16:37	2:37:26.784
36	1	3:26.328	32.894	1:18.532	1:34.902	3.285	3.686	16.859	6.564	330.8	16:40	2:40:53.112
37	1	3:29.926	32.992	1:21.024	1:35.910	3.388	3.683	17.123	6.892	326.8	16:44	2:44:23.038
38	1	4:28.239B	33.519	1:36.446	2:18.274		3.709	22.156		204.1	16:48	2:48:51.277
39	3	11:53.379	8:46.488	1:21.928	1:44.963	3.434		21.209	7.059	325.8	17:00	3:00:44.656
40	3	3:36.741	33.670	1:19.668	1:43.403	3.329	3.855	18.677	6.919	318.2	17:04	3:04:21.397
41	3	3:31.384	33.697	1:18.929	1:38.758	3.343	3.687	19.796	6.712	321.0	17:07	3:07:52.781
42	3	3:28.113	33.689	1:18.797	1:35.627	3.309	3.704	17.460	6.588	312.7	17:11	3:11:20.894
43	3	3:27.992	33.415	1:18.217	1:36.360	3.364	3.726	18.562	6.532	320.1	17:14	3:14:48.886
44	3	3:28.942	33.390	1:18.243	1:37.309	3.328	3.715	18.246	6.704	324.9	17:18	3:18:17.828
45	3	3:26.381	33.165	1:18.091	1:35.125	3.341	3.714	16.925	6.382	326.8	17:21	3:21:44.209
46	3	3:40.346	33.306	1:26.880	1:40.160	3.351	3.695	18.529	6.729	325.8	17:25	3:25:24.555
47	3	3:35.010B	33.269	1:18.034	1:43.707		3.714	17.562		322.9	17:28	3:28:59.565
48	3	11:43.081	8:31.912	1:25.746	1:45.423	3.724		19.984	6.870	318.2	17:40	3:40:42.646
49	3	3:31.624	34.275	1:18.828	1:38.521	3.384	4.008	18.759	6.625	326.8	17:44	3:44:14.270



24h LE MANS



TEST DAY 24 HEURES DU MANS 2014 Test Practice 2

Sector Analysis

■ Personal Best ■ Session Best B Crossing the finish line in pit lane

Lap	D	Time	Sector 1	Sector 2	Sector 3	T6	T7	Porsche	Ford	T. Spd	Hour	Elapsed
50	3	3:28.320	34.049	1:18.820	1:35.451	3.374	3.775	17.036	6.751	324.9	17:47	3:47:42.590
51	3	3:25.014	33.228	1:17.879	1:33.907	3.374	3.713	16.583	6.370	319.1	17:51	3:51:07.604
52	3	3:25.179	33.037	1:18.558	1:33.584	3.314	3.721	16.465	6.327	324.9	17:54	3:54:32.783
53	3	3:42.124 B	33.359	1:18.303	1:50.462		3.691	21.512		320.1	17:58	3:58:14.907

24	Sebastian Loeb Racing										Oreca 03 - Nissan
	1. Vincent CAPILLAIRE	3. Jan CHAROUZ									LMP2
	2. René RAST	4. Laurens VANTHOOR									

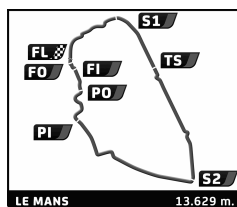
1	3	20:26.369	...	1:29.961	1:48.511	3.831		19.453	8.109	297.2	14:20	20:26.369
2	3	3:47.932	36.059	1:28.625	1:43.248	3.662	4.163	18.238	6.881	303.0	14:24	24:14.301
3	3	3:45.831	37.049	1:26.508	1:42.274	3.683	4.103	17.980	6.760	300.5	14:28	28:00.132
4	3	3:43.719	35.090	1:26.021	1:42.608	3.685	4.110	18.591	6.746	307.3	14:31	31:43.851
5	3	3:56.279 B	35.286	1:25.549	1:55.444		4.125	18.057		304.7	14:35	35:40.130
6	1	14:07.407	...	1:30.250	1:46.795	3.747		19.878	7.333	297.2	14:49	49:47.537
7	1	3:48.127	35.782	1:27.285	1:45.060	3.747	4.140	19.104	7.189	298.8	14:53	53:35.664
8	1	3:47.842	35.386	1:27.052	1:45.404	3.776	4.138	19.395	7.240	299.7	14:57	57:23.506
9	1	3:48.159	35.812	1:27.001	1:45.346	3.708	4.126	19.415	7.208	300.5	15:01	1:01:11.665
10	1	3:59.524 B	37.955	1:27.285	1:54.284		4.107	19.586		302.2	15:05	1:05:11.189
11	1	9:07.577	5:47.726	1:31.786	1:48.065	3.701		21.269	7.063	251.0	15:14	1:14:18.766
12	1	3:56.040 B	36.287	1:26.194	1:53.559		4.085	20.734		301.3	15:18	1:18:14.806
13	1	7:57.153	4:40.307	1:28.100	1:48.746	3.839		19.664	8.666	298.8	15:26	1:26:11.959
14	1	3:47.017	35.304	1:27.102	1:44.611	3.710	4.161	18.915	7.155	299.7	15:29	1:29:58.976
15	1	3:46.716	35.330	1:26.769	1:44.617	3.801	4.110	18.648	7.638	298.8	15:33	1:33:45.692
16	1	4:00.804 B	36.228	1:28.687	1:55.889		4.148	19.790		275.3	15:37	1:37:46.496
17	2	6:22.300	3:08.291	1:28.587	1:45.422	3.731		19.333	7.273	301.3	15:44	1:44:08.796
18	2	3:54.669 B	35.626	1:26.949	1:52.094		4.121	18.942		302.2	15:48	1:48:03.465
19	2	5:46.042	2:36.522	1:26.609	1:42.911	3.614		18.150	7.024	299.7	15:53	1:53:49.507
20	2	5:44.803 B	45.160	2:28.944	2:30.699		4.084	25.176		147.6	15:59	1:59:34.310
21	2	12:15.244	9:05.335	1:27.625	1:42.284	3.637		18.085	6.686	290.8	16:11	2:11:49.554
22	2	3:44.824	34.773	1:27.256	1:42.795	3.634	4.085	18.167	6.692	299.7	16:15	2:15:34.378
23	2	3:40.412	34.669	1:25.193	1:40.550	3.647	4.056	17.527	6.561	301.3	16:19	2:19:14.790
24	2	3:40.171	34.398	1:25.198	1:40.575	3.652	4.071	17.606	6.444	301.3	16:22	2:22:54.961
25	2	3:50.296 B	34.315	1:25.543	1:50.438		4.068	18.524		303.0	16:26	2:26:45.257
26	2	6:33.441	3:22.510	1:26.304	1:44.627	3.679		19.526	6.733	302.2	16:33	2:33:18.698
27	2	3:44.349	35.383	1:26.283	1:42.683	3.669	4.092	18.195	6.648	301.3	16:37	2:37:03.047
28	2	3:46.140	35.650	1:26.686	1:43.804	3.707	4.089	18.218	6.905	299.7	16:40	2:40:49.187
29	2	3:46.596	35.051	1:27.334	1:44.211	3.661	4.095	19.137	6.956	304.7	16:44	2:44:35.783
30	2	4:49.226 B	34.975	1:53.295	2:20.956		4.081	26.154		195.6	16:49	2:49:25.009
31	4	10:22.295	6:51.487	1:34.476	1:56.332	3.884		24.176	7.995	290.0	16:59	2:59:47.304
32	4	3:57.839	37.784	1:29.184	1:50.871	3.772	4.168	22.481	7.685	299.7	17:03	3:03:45.143
33	4	3:53.509	37.000	1:28.872	1:47.637	3.738	4.131	20.974	7.104	273.2	17:07	3:07:38.652
34	4	3:51.031	36.183	1:27.716	1:47.132	3.703	4.119	21.044	7.111	301.3	17:11	3:11:29.683
35	4	4:00.516 B	35.900	1:28.305	1:56.311		4.125	20.090		303.0	17:15	3:15:30.199
36	4	9:12.723	5:55.287	1:30.757	1:46.679	3.695		20.285	7.191	293.2	17:24	3:24:42.922
37	4	3:47.234	35.820	1:27.068	1:44.346	3.630	4.116	19.426	6.801	300.5	17:28	3:28:30.156
38	4	4:21.121 B	35.227	1:26.981	2:18.913		4.084	25.783		300.5	17:32	3:32:51.277
39	4	7:20.159	4:03.758	1:28.511	1:47.890	3.676		20.484	7.091	300.5	17:40	3:40:11.436
40	4	3:46.911	35.213	1:27.263	1:44.435	3.704	4.105	19.273	6.775	302.2	17:43	3:43:58.347
41	4	3:53.527 B	34.926	1:26.379	1:52.222		4.111	18.806		298.8	17:47	3:47:51.874

26	G-Drive Racing										Morgan - Nissan
	1. Roman RUSINOV	3. Julien CANAL									LMP2
	2. Olivier PLA										

1	2	53:06.468	...	1:29.745	1:47.232	3.897		19.267	7.066	290.0	14:53	53:06.468
2	2	3:46.333	36.244	1:26.845	1:43.244	3.780	4.212	18.120	6.960	295.6	14:56	56:52.801
3	2	3:47.069	35.945	1:26.736	1:44.388	3.825	4.156	17.902	6.787	298.0	15:00	1:00:39.870
4	2	3:42.759	35.437	1:26.013	1:41.309	3.806	4.175	17.367	6.637	298.0	15:04	1:04:22.629
5	2	3:57.149 B	37.788	1:27.747	1:51.614		4.168	18.958		299.7	15:08	1:08:19.778
6	2	11:13.660 B	7:52.329	1:27.014	1:54.317			19.924		294.8	15:19	1:19:33.438



24h LE MANS



TEST DAY 24 HEURES DU MANS 2014 Test Practice 2

Sector Analysis

Personal Best Session Best B Crossing the finish line in pit lane

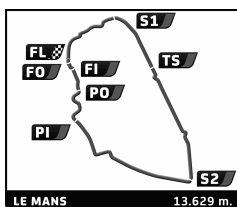
Lap	D	Time	Sector 1	Sector 2	Sector 3	T6	T7	Porsche	Ford	T. Spd	Hour	Elapsed
7	2	6:50.770	3:39.159	1:27.423	1:44.188	3.700		17.494	9.396	289.3	15:26	1:26:24.208
8	2	3:42.389	34.453	1:25.698	1:42.238	3.933	4.150	18.492	6.600	298.8	15:30	1:30:06.597
9	2	3:51.420	34.682	1:26.324	1:50.414		4.203	18.605		302.2	15:33	1:33:58.017
10	2	49:51.855	...	1:30.304	1:41.519	3.814		17.297	6.634	295.6	16:23	2:23:49.872
11	2	3:40.099	34.615	1:25.333	1:40.151	3.796	4.171	16.899	6.526		16:27	2:27:29.971
12	2	3:40.067	34.446	1:25.275	1:40.346	3.851	4.154	17.205	6.454	297.2	16:31	2:31:10.038
13	2	3:53.757	35.646	1:26.316	1:51.795		4.158	19.894		298.0	16:35	2:35:03.795
14	3	7:12.589	3:55.851	1:28.443	1:48.295	3.788		21.093	7.166	295.6	16:42	2:42:16.384
15	3	4:01.485	35.268	1:26.542	1:59.675		4.159	20.036		298.0	16:46	2:46:17.869
16	3	12:59.607	9:43.634	1:28.640	1:47.333	3.745		21.181	7.333	293.2	16:59	2:59:17.476
17	3	3:43.365	35.080	1:26.318	1:41.967	3.877	4.144	17.948	6.437	296.4	17:03	3:03:00.841
18	3	3:42.874	34.944	1:25.931	1:41.999	3.835	4.177	17.749	6.508		17:06	3:06:43.715
19	3	3:44.235	35.177	1:26.639	1:42.419	3.728	4.162	18.030	6.769	303.0	17:10	3:10:27.950
20	3	3:41.043	34.759	1:25.467	1:40.817	3.805	4.144	17.274	6.486	300.5	17:14	3:14:08.993
21	3	3:46.001	35.680	1:25.665	1:44.656	3.688	4.163	20.473	6.962	298.8	17:17	3:17:54.994
22	3	3:41.717	34.510	1:25.237	1:41.970	3.819	4.117	18.484	6.492	297.2	17:21	3:21:36.711
23	3	3:40.882	34.592	1:25.418	1:40.872	3.709	4.157	17.407	6.588	299.7	17:25	3:25:17.593
24	3	3:53.611	35.297	1:25.741	1:52.573		4.122	18.148		298.0	17:29	3:29:11.204
25	1	14:01.476	...	1:33.463	1:41.254	3.687		17.205	6.857	205.3	17:43	3:43:12.680
26	1	3:39.011	34.531	1:24.603	1:39.877	3.710	4.131	16.886	6.535		17:46	3:46:51.691
27	1	3:43.962	35.053	1:24.910	1:43.999	3.712	4.108	20.313	6.817	299.7	17:50	3:50:35.653
28	1	3:37.795	34.247	1:24.294	1:39.254	3.831	4.101	16.749	6.484	300.5	17:54	3:54:13.448
29	1	3:55.988	34.251	1:24.695	1:57.042		4.138	20.835		301.3	17:58	3:58:09.436

27	SMP Racing	3.Mika SALO	Oreca 03 - Nissan
	1.Sergey ZLOBIN		LMP2
	2.Anton LADYGIN		

1	3	22:37.170	...	1:32.056	1:51.291	3.898		22.817	7.419	289.3	14:22	22:37.170
2	3	3:49.606	36.189	1:27.525	1:45.892	3.788	4.180	19.475	7.077	301.3	14:26	26:26.776
3	3	3:50.569	35.636	1:26.995	1:47.938	3.945	4.134	22.173	7.123	303.9	14:30	30:17.345
4	3	3:46.861	35.544	1:26.907	1:44.410	3.966	4.183	19.284	6.826	301.3	14:34	34:04.206
5	3	3:55.708	35.941	1:27.802	1:51.965		4.182	19.276		303.0	14:37	37:59.914
6	3	8:38.322	5:20.559	1:26.722	1:51.041			19.006		302.2	14:46	46:38.236
7	3	8:12.008	4:59.379	1:27.450	1:45.179	3.784		18.782	6.987	301.3	14:54	54:50.244
8	3	3:54.554	36.098	1:28.327	1:50.129	3.817	4.118	18.955	10.666	301.3	14:58	58:44.798
9	3	3:44.965	35.565	1:26.429	1:42.971	3.723	4.125	18.484	6.883	301.3	15:02	1:02:29.763
10	3	3:43.499	35.161	1:26.091	1:42.247	3.789	4.119	18.274	6.676	304.7	15:06	1:06:13.262
11	3	3:53.973	35.718	1:26.903	1:51.352		4.137	19.654		304.7	15:10	1:10:07.235
12	1	7:25.183	4:10.202	1:28.730	1:46.251	3.834		19.526	7.236	300.5	15:17	1:17:32.418
13	1	3:49.424	36.522	1:28.113	1:44.789	3.726	4.168	19.016	7.147	302.2	15:21	1:21:21.842
14	1	3:50.993	36.388	1:27.775	1:46.830	3.762	4.149	20.242	7.271	299.7	15:25	1:25:12.835
15	1	4:02.453	46.592	1:31.327	1:44.534	3.705	4.154	18.796	7.033	294.8	15:29	1:29:15.288
16	1	3:50.638	36.039	1:27.598	1:47.001	3.886	4.136	20.795	7.169	298.0	15:33	1:33:05.926
17	1	3:47.052	35.730	1:27.573	1:43.749	3.762	4.206	18.413	6.703	298.0	15:36	1:36:52.978
18	1	3:47.990	35.844	1:28.208	1:43.938	3.742	4.156	18.508	6.664	299.7	15:40	1:40:40.968
19	1	4:29.254	1:01.686	1:28.881	1:58.687		4.148	22.277		298.8	15:45	1:45:10.222
20	1	28:41.101	...	1:29.338	1:44.184	3.803		18.393	6.857	298.0	16:13	2:13:51.323
21	1	3:48.749	35.379	1:27.042	1:46.328	3.829	4.171	19.340	7.715	300.5	16:17	2:17:40.072
22	1	3:48.825	35.912	1:27.018	1:45.895	3.872	4.158	18.767	7.885	302.2	16:21	2:21:28.897
23	1	3:46.664	35.949	1:27.175	1:43.540	3.791	4.167	18.314	6.877	304.7	16:25	2:25:15.561
24	1	3:49.646	36.811	1:28.362	1:44.473	3.678	4.127	19.190	6.989	303.9	16:29	2:29:05.207
25	1	3:46.954	35.311	1:27.811	1:43.832	3.781	4.100	18.423	6.847	299.7	16:32	2:32:52.161
26	1	3:47.511	35.730	1:27.490	1:44.291	3.867	4.146	18.512	7.125	299.7	16:36	2:36:39.672
27	1	3:51.712	37.269	1:27.525	1:46.918	3.893	4.140	19.633	7.137	301.3	16:40	2:40:31.384
28	1	3:47.611	35.684	1:26.943	1:44.984	3.682	4.225	19.716	6.996	303.0	16:44	2:44:18.995
29	1	4:30.316	35.128	1:37.557	2:17.631		4.093	22.437		218.1	16:48	2:48:49.311
30	2	27:08.886	...	1:32.146	1:49.356	3.830		20.599	7.410	285.4	17:15	3:15:58.197
31	2	3:50.845	35.994	1:29.565	1:45.286	3.915	4.176	18.921	7.176	301.3	17:19	3:19:49.042



24h LE MANS



TEST DAY

24 HEURES DU MANS 2014

Test Practice 2

Sector Analysis

■ Personal Best
 ■ Session Best
 ■ B Crossing the finish line in pit lane

Lap	D	Time	Sector 1	Sector 2	Sector 3	T6	T7	Porsche	Ford	T. Spd	Hour	Elapsed
32	2	3:49.658	36.016	1:27.587	1:46.055	3.799	4.168	19.369	7.417	300.5	17:23	3:23:38.700
33	2	3:49.598	35.734	1:27.504	1:46.360	3.798	4.142	20.231	7.233	303.0	17:27	3:27:28.298
34	2	4:26.604 B	36.240	1:27.652	2:22.712		4.138	28.591		304.7	17:31	3:31:54.902
35	2	10:15.297	7:00.163	1:29.182	1:45.952	3.830		19.159	7.442	297.2	17:42	3:42:10.199
36	2	3:48.423	35.602	1:26.747	1:46.074	3.847	4.132	20.117	7.280	304.7	17:45	3:45:58.622
37	2	3:50.869	37.069	1:29.342	1:44.458	3.843	4.125	19.455	6.861	288.5	17:49	3:49:49.491
38	2	3:52.082	35.788	1:27.155	1:49.139	3.945	4.127	20.818	9.964	303.0	17:53	3:53:41.573
39	2	4:50.199 B	35.890	1:49.488	2:24.821		4.152	29.810		191.8	17:58	3:58:31.772

29	Pegasus Racing	3.Léo ROUSSEL	Morgan - Nissan
	1.Julien SCHELL		LMP2
	2.Nicolas LEUTWILLER		

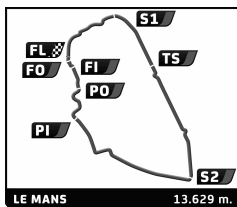
1	1	47:00.645	...	1:33.381	1:49.506	3.745		20.201	7.312	273.2	14:47	47:00.645
2	1	3:51.655	35.447	1:28.133	1:48.075	3.719	4.228	20.059	7.326	287.7	14:50	50:52.300
3	1	3:51.248	35.120	1:28.503	1:47.625	3.718	4.200	19.923	7.201	291.6	14:54	54:43.548
4	1	4:08.971 B	37.501	1:30.302	2:01.168		4.178	21.466		279.5	14:58	58:52.519
5	2	10:25.026	7:06.117	1:30.327	1:48.582	3.826		20.452	7.565	284.7	15:09	1:09:17.545
6	2	3:53.689	36.601	1:29.201	1:47.887	3.719	4.194	18.918	7.579	289.3	15:13	1:13:11.234
7	2	3:50.209	35.710	1:28.809	1:45.690	3.905	4.167	18.728	7.224	289.3	15:17	1:17:01.443
8	2	3:49.242	35.426	1:28.133	1:45.683	3.788	4.211	19.152	7.131	290.0	15:20	1:20:50.685
9	2	4:10.477	35.142	1:51.175	1:44.160	3.771	4.204	18.186	7.172	161.5	15:25	1:25:01.162
10	2	3:49.785	35.550	1:28.474	1:45.761	3.760	4.197	19.934	6.806	293.2	15:28	1:28:50.947
11	2	3:54.269 B	35.070	1:27.656	1:51.543		4.169	17.970		293.2	15:32	1:32:45.216
12	3	5:45.764	2:34.994	1:27.796	1:42.974	3.689		17.919	6.848	290.8	15:38	1:38:30.980
13	3	3:44.836	34.739	1:26.893	1:43.204	3.692	4.188	17.924	6.579	294.8	15:42	1:42:15.816
14	3	3:43.999	34.691	1:26.396	1:42.912	3.655	4.183	18.049	6.660	293.2	15:45	1:45:59.815
15	3	3:43.156	34.718	1:26.476	1:41.962	3.636	4.174	17.600	6.602	291.6	15:49	1:49:42.971
16	3	3:44.223	34.491	1:26.491	1:43.241	3.673	4.152	18.834	6.591	290.0	15:53	1:53:27.194
17	3	5:08.278 B	36.385	2:13.589	2:18.304		4.157	23.357		129.6	15:58	1:58:35.472
18	3	13:34.608	...	1:29.780	1:45.837	3.737		19.211	6.907	288.5	16:12	2:12:10.080
19	3	4:06.129 B	35.597	1:28.245	2:02.287		4.199	20.650		290.0	16:16	2:16:16.209
20	1	14:47.342	...	1:34.631	1:47.532	3.725		19.674	7.200	266.5	16:31	2:31:03.551
21	1	3:50.221	35.810	1:27.425	1:46.986	3.711	4.198	19.888	6.980	291.6	16:34	2:34:53.772
22	1	3:49.456	35.349	1:27.545	1:46.562	3.760	4.171	19.743	6.966	289.3	16:38	2:38:43.228
23	1	3:49.972	35.318	1:28.494	1:46.160	3.718	4.189	19.051	7.039	288.5	16:42	2:42:33.200
24	1	4:18.703 B	35.455	1:29.411	2:13.837		4.173	23.198		288.5	16:46	2:46:51.903

33	OAK Racing - Team Asia	3.Adderly FONG	Ligier JS P2 - HPD
	1.David CHENG		LMP2
	2.Ho-Pin TUNG		

1	3	1:31:21.510 B	...	1:35.119	2:03.072			21.483		285.4	15:31	1:31:21.510
2	3	8:58.674	5:36.786	1:31.887	1:50.001	3.884		20.428	7.695	244.2	15:40	1:40:20.184
3	3	3:55.538	36.934	1:30.175	1:48.429	3.909	4.270	19.780	7.464	292.4	15:44	1:44:15.722
4	3	3:55.810	37.341	1:30.313	1:48.156	3.851	4.238	19.572	7.487	291.6	15:48	1:48:11.532
5	3	3:55.158	36.447	1:29.980	1:48.731	3.754	4.232	19.519	7.636	294.8	15:52	1:52:06.690
6	3	4:30.533 B	36.281	1:34.928	2:19.324		4.206	27.232		292.4	15:56	1:56:37.223
7	3	15:36.217	...	1:30.644	1:50.501	3.858		20.098	7.333	288.5	16:12	2:12:13.440
8	3	3:53.581	36.600	1:29.613	1:47.368	3.837	4.226	19.478	7.299	290.8	16:16	2:16:07.021
9	3	3:53.190	36.342	1:29.910	1:46.938	3.749	4.202	19.142	7.196	290.0	16:20	2:20:00.211
10	3	3:54.897	36.852	1:32.149	1:45.896	3.813	4.188	18.878	7.082	290.0	16:23	2:23:55.108
11	3	3:52.153	35.680	1:29.371	1:47.102	3.944	4.197	18.735	6.983	289.3	16:27	2:27:47.261
12	3	4:00.363 B	37.175	1:29.163	1:54.025		4.255	18.739		290.0	16:31	2:31:47.624
13	2	12:26.159	9:08.485	1:29.992	1:47.682	3.877		19.420	7.367	286.9	16:44	2:44:13.783
14	2	4:32.892 B	36.054	1:36.409	2:20.429		4.239	21.885		232.1	16:48	2:48:46.675
15	2	10:21.052	7:04.615	1:29.766	1:46.671	3.881		18.963	6.748	294.0	16:59	2:59:07.727
16	2	3:47.943	35.415	1:27.658	1:44.870	3.754	4.230	18.729	7.237	293.2	17:02	3:02:55.670
17	2	3:47.498	35.179	1:28.433	1:43.886	3.749	4.204	18.080	6.567	290.8	17:06	3:06:43.168
18	2	3:46.518	35.092	1:28.245	1:43.181	3.799	4.187	18.011	6.699	294.0	17:10	3:10:29.686
19	2	3:47.898	36.634	1:27.164	1:44.100	3.746	4.207	18.349	6.803	294.0	17:14	3:14:17.584



24h LE MANS



TEST DAY 24 HEURES DU MANS 2014 Test Practice 2

Sector Analysis

Personal Best Session Best B Crossing the finish line in pit lane

Lap	D	Time	Sector 1	Sector 2	Sector 3	T6	T7	Porsche	Ford	T. Spd	Hour	Elapsed
20	2	3:45.260	35.328	1:27.187	1:42.745	3.781	4.197	17.927	6.568	292.4	17:18	3:18:02.844
21	2	3:58.041 B	35.389	1:28.265	1:54.387		4.189	19.097		297.2	17:22	3:22:00.885
22	1	11:40.496 B	7:27.607	1:48.271	2:24.618			24.117		193.9	17:33	3:33:41.381
23	1	7:16.926	3:52.677	1:33.870	1:50.379	3.925		20.280	7.466	267.1	17:40	3:40:58.307
24	1	3:57.061	37.525	1:31.162	1:48.374	3.763	4.223	19.879	7.298	292.4	17:44	3:44:55.368
25	1	3:54.605	36.609	1:30.135	1:47.861	3.774	4.173	20.074	7.337	293.2	17:48	3:48:49.973
26	1	3:52.757	36.380	1:29.644	1:46.733	3.702	4.172	19.399	7.152	292.4	17:52	3:52:42.730
27	1	3:55.171	36.964	1:29.822	1:48.385	3.771	4.156	19.361	7.243	293.2	17:56	3:56:37.901
28	1	5:10.652 B	36.645	1:53.343	2:40.664		4.157	34.393		218.1	18:01	4:01:48.553

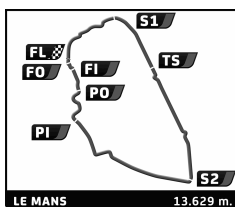
34	Race Performance		3.Jon LANCASTER			Oreca 03 - Judd		
	1.Michel FREY					LMP2		
	2.Franck MAILLEUX							

1	3	25:44.425	...	1:30.542	1:45.766	3.846		19.004	6.895	293.2	14:25	25:44.425
2	3	3:48.393	35.384	1:27.160	1:45.849	3.779	4.195	20.317	6.728	299.7	14:29	29:32.818
3	3	3:52.640	34.932	1:26.506	1:51.202	3.951	4.183	22.416	7.886	300.5	14:33	33:25.458
4	3	3:51.963	39.178	1:26.410	1:46.375	3.734	4.213	18.600	6.930	301.3	14:37	37:17.421
5	3	3:50.321	34.973	1:27.249	1:48.099	3.770	4.149	19.119	8.347	298.8	14:41	41:07.742
6	3	3:46.034	36.279	1:26.492	1:43.263	3.740	4.145	18.361	6.789	299.7	14:44	44:53.776
7	3	3:45.989	35.886	1:26.466	1:43.637	3.754	4.140	18.886	6.797	299.7	14:48	48:39.765
8	3	3:43.939	34.925	1:26.387	1:42.627	3.771	4.136	17.945	6.765	298.8	14:52	52:23.704
9	3	3:46.749	35.271	1:26.697	1:44.781	3.702	4.152	18.243	6.982	298.0	14:56	56:10.453
10	3	3:46.911	35.125	1:27.850	1:43.936	3.774	4.114	18.172	6.725	278.8	14:59	59:57.364
11	3	3:44.563	34.898	1:27.358	1:42.307	3.707	4.126	17.853	6.772	300.5	15:03	1:03:41.927
12	3	3:56.165 B	35.003	1:26.044	1:55.118		4.128	19.312		302.2	15:07	1:07:38.092
13	2	8:20.442	4:49.477	1:40.041	1:50.924	3.642		18.193	9.251	302.2	15:15	1:15:58.534
14	2	3:39.636	34.429	1:24.762	1:40.445	3.713	4.079	17.158	6.749	303.0	15:19	1:19:38.170
15	2	4:59.578	36.870	2:36.201	1:46.507	3.602	4.126	18.431	7.932	115.0	15:24	1:24:37.748
16	2	3:51.177	35.422	1:25.928	1:49.827	3.628	4.091	21.095	7.609	299.7	15:28	1:28:28.925
17	2	3:39.568	34.488	1:24.508	1:40.572	3.818	4.081	17.037	6.386	300.5	15:32	1:32:08.493
18	2	3:54.077 B	39.418	1:27.021	1:47.638		4.145	17.449		271.8	15:36	1:36:02.570
19	1	6:36.871	3:19.753	1:28.858	1:48.260	3.766		21.491	7.266	299.7	15:42	1:42:39.441
20	1	3:49.992	36.872	1:26.523	1:46.597	3.738	4.158	19.536	7.510	300.5	15:46	1:46:29.433
21	1	3:48.442	37.046	1:27.974	1:43.422	3.722	4.131	18.460	7.018	303.9	15:50	1:50:17.875
22	1	3:44.734	35.468	1:25.941	1:43.325	3.896	4.128	18.065	6.915	302.2	15:54	1:54:02.609
23	1	5:32.750 B	35.897	2:25.690	2:31.163		4.178	25.449		139.9	15:59	1:59:35.359
24	1	14:48.764	...	1:29.512	1:45.567	3.780		19.401	6.936	297.2	16:14	2:14:24.123
25	1	3:46.002	35.061	1:26.494	1:44.447	3.751	4.154	19.912	6.894	300.5	16:18	2:18:10.125
26	1	3:47.651	35.879	1:26.542	1:45.230	3.733	4.142	19.886	6.842	302.2	16:21	2:21:57.776
27	1	3:54.812 B	36.016	1:26.168	1:52.628		4.132	19.599		303.9	16:25	2:25:52.588
28	3	13:31.512	...	1:27.632	1:43.229	3.720		18.245	6.886	298.0	16:39	2:39:24.100
29	3	4:14.319 B	35.421	1:26.538	2:12.360		4.134	17.980		299.7	16:43	2:43:38.419
30	3	20:42.149	...	1:27.901	1:46.841	3.709		20.188	6.902	301.3	17:04	3:04:20.568
31	3	3:45.553	35.735	1:25.989	1:43.829	3.787	4.119	18.238	6.621	303.9	17:08	3:08:06.121
32	3	3:47.012	37.012	1:26.756	1:43.244	3.748	4.149	18.928	6.608	302.2	17:11	3:11:53.133
33	3	3:45.202	35.214	1:25.938	1:44.050	3.752	4.146	18.393	7.621	301.3	17:15	3:15:38.335
34	3	3:47.221	34.990	1:26.289	1:45.942	3.795	4.148	18.479	6.813	303.0	17:19	3:19:25.556
35	3	3:47.105	35.920	1:26.474	1:44.711	3.782	4.125	18.761	7.272	302.2	17:23	3:23:12.661
36	3	3:47.880	35.339	1:26.170	1:46.371	3.739	4.128	20.801	6.851	302.2	17:27	3:27:00.541
37	3	4:12.632 B	35.288	1:26.212	2:11.132		4.121	25.090		300.5	17:31	3:31:13.173
38	3	11:26.841 B	8:07.158	1:28.189	1:51.494			18.851		298.8	17:42	3:42:40.014
39	3	7:02.557	3:49.389	1:28.188	1:44.980	3.747		18.605	6.850	299.7	17:49	3:49:42.571
40	3	3:44.218	35.516	1:25.958	1:42.744	3.699	4.118	18.061	6.926	303.9	17:53	3:53:26.789
41	3	3:44.750	35.022	1:26.888	1:42.840	3.801	4.113	18.223	6.672	303.9	17:57	3:57:11.539
42	3	4:42.090 B	38.263	1:44.137	2:19.690		4.122	28.124		187.2	18:01	4:01:53.629

35	OAK Racing		3.Mark SHULZHITSKIY			Ligier - Nissan		
	1.Alex BRUNDLE					LMP2		
	2.Jann MARDENBOROUGH							



24h LE MANS



TEST DAY 24 HEURES DU MANS 2014 Test Practice 2

Sector Analysis

■ Personal Best ■ Session Best B Crossing the finish line in pit lane

Lap	D	Time	Sector 1	Sector 2	Sector 3	T6	T7	Porsche	Ford	T. Spd	Hour	Elapsed
1	1	14:12.616	...	1:28.524	1:43.924	3.741		17.810	7.086	294.0	14:14	14:12.616
2	1	3:44.209	34.887	1:25.962	1:43.360	3.659	4.179	18.943	6.654	298.8	14:17	17:56.825
3	1	3:41.674	35.488	1:25.246	1:40.940	3.657	4.138	17.194	6.540	298.0	14:21	21:38.499
4	1	3:40.538	34.372	1:25.290	1:40.876	3.677	4.132	17.042	6.635	299.7	14:25	25:19.037
5	1	3:50.631	35.763	1:25.227	1:49.641	3.629	4.122	24.489	6.818	301.3	14:29	29:09.668
6	1	3:44.558	34.479	1:26.442	1:43.637	3.663	4.125	19.779	6.732	304.7	14:32	32:54.226
7	1	3:42.145	35.109	1:25.940	1:41.096	3.672	4.115	17.316	6.617	298.0	14:36	36:36.371
8	1	3:39.865	34.610	1:25.264	1:39.991	3.659	4.113	16.814	6.491	299.7	14:40	40:16.236
9	1	3:48.926B	34.635	1:25.099	1:49.192		4.111	16.996		300.5	14:44	44:05.162
10	3	13:37.946	...	1:29.607	1:45.670	3.782		18.195	6.939	294.0	14:57	57:43.108
11	3	3:48.290	35.144	1:28.422	1:44.724	3.726	4.170	18.455	7.071	297.2	15:01	1:01:31.398
12	3	3:46.983	35.345	1:27.108	1:44.530	3.764	4.166	18.385	6.932	299.7	15:05	1:05:18.381
13	3	4:01.245B	36.120	1:28.284	1:56.841		4.155	18.378		301.3	15:09	1:09:19.626
14	3	25:22.328	...	1:28.826	1:48.340	3.719		19.533	7.225	294.8	15:34	1:34:41.954
15	3	3:46.363	35.250	1:27.484	1:43.629	3.721	4.179	17.841	6.818	300.5	15:38	1:38:28.317
16	3	3:48.538	35.380	1:27.033	1:46.125	3.778	4.148	19.740	7.202	303.0	15:42	1:42:16.855
17	3	3:45.449	35.431	1:26.687	1:43.331	3.758	4.158	17.890	6.854	303.9	15:46	1:46:02.304
18	3	3:45.689	35.644	1:27.778	1:42.267	3.751	4.146	17.553	6.794	300.5	15:49	1:49:47.993
19	3	3:44.687	34.760	1:26.026	1:43.901	3.731	4.134	19.321	6.789	303.0	15:53	1:53:32.680
20	3	5:08.517B	41.185	2:14.041	2:13.291		4.123	21.137		125.8	15:58	1:58:41.197
21	2	16:00.001	...	1:28.841	1:44.157	3.755		18.169	6.982	293.2	16:14	2:14:41.198
22	2	3:42.782	34.991	1:26.153	1:41.638	3.738	4.161	17.218	6.895	298.0	16:18	2:18:23.980
23	2	3:41.390	34.930	1:25.502	1:40.958	3.777	4.144	17.086	6.705	304.7	16:22	2:22:05.370
24	2	3:42.644	34.960	1:25.651	1:42.033	3.714	4.126	17.970	7.010	302.2	16:25	2:25:48.014
25	2	3:47.992	35.739	1:28.646	1:43.607	3.785	4.107	19.827	6.680	271.8	16:29	2:29:36.006
26	2	3:47.082	34.784	1:25.171	1:47.127	3.792	4.134	20.791	7.158	303.9	16:33	2:33:23.088
27	2	3:43.265	34.774	1:24.851	1:43.640	3.725	4.140	20.178	6.738	303.9	16:37	2:37:06.353
28	2	3:42.451	34.571	1:25.098	1:42.782	3.680	4.113	18.026	6.924	302.2	16:40	2:40:48.804
29	2	3:53.482B	34.645	1:26.351	1:52.486		4.102	17.147		303.9	16:44	2:44:42.286
30	2	14:21.491	...	1:28.695	1:42.287	3.673		17.054	7.190	299.7	16:59	2:59:03.777
31	2	3:42.118	34.568	1:24.996	1:42.554	3.718	4.139	17.662	6.840	303.9	17:02	3:02:45.895
32	2	3:39.191	34.491	1:24.356	1:40.344	3.701	4.138	16.772	6.691	304.7	17:06	3:06:25.086
33	2	3:48.472B	34.435	1:24.435	1:49.602		4.135	16.756		304.7	17:10	3:10:13.558
34	1	5:27.316	2:19.451	1:26.335	1:41.530	3.732		17.320	6.773	301.3	17:15	3:15:40.874
35	1	3:47.382	35.290	1:26.587	1:45.505	3.742	4.162	19.857	6.663	302.2	17:19	3:19:28.256
36	1	3:43.720	34.820	1:25.977	1:42.923	3.723	4.133	18.220	6.927	304.7	17:23	3:23:11.976
37	1	3:40.632	34.929	1:25.096	1:40.607	3.761	4.147	17.124	6.497	302.2	17:26	3:26:52.608
38	1	4:09.740B	34.531	1:25.020	2:10.189		4.153	23.997		303.0	17:31	3:31:02.348
39	3	9:46.828	6:28.473	1:29.485	1:48.870	3.799		18.353	8.780	299.7	17:40	3:40:49.176
40	3	3:52.585	36.906	1:29.303	1:46.376	3.895	4.142	20.217	7.017	302.2	17:44	3:44:41.761
41	3	3:46.410	35.664	1:26.651	1:44.095	3.949	4.166	18.026	6.749	306.5	17:48	3:48:28.171
42	3	3:46.057	35.989	1:26.982	1:43.086	3.873	4.172	18.124	6.927	298.8	17:52	3:52:14.228
43	3	3:46.805	36.554	1:27.268	1:42.983	3.889	4.143	17.687	6.745	306.5	17:56	3:56:01.033
44	3	4:34.786B	34.719	1:28.984	2:31.083		4.150	28.035		304.7	18:00	4:00:35.819

36

Signatech Alpine
1. Paul-Loup CHATIN
2. Oliver WEBB

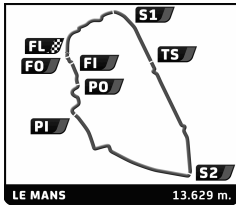
3. Nelson PANCIATICI

Alpine A450 - Nissan
LMP2

1	2	22:51.637	...	1:30.705	1:48.046	3.687		20.928	7.566	294.0	14:22	22:51.637
2	2	3:44.594	34.970	1:26.699	1:42.925	3.658	4.129	18.372	6.818	296.4	14:26	26:36.231
3	2	3:49.878	35.546	1:27.291	1:47.041	3.729	4.103	21.660	7.140	285.4	14:30	30:26.109
4	2	3:45.384	35.139	1:27.018	1:43.227	3.660	4.135	18.558	6.856	299.7	14:34	34:11.493
5	2	3:45.307	35.136	1:26.250	1:43.921	3.676	4.112	18.546	6.931	298.0	14:37	37:56.800
6	2	3:53.414B	35.091	1:26.418	1:51.905		4.107	18.418		298.8	14:41	41:50.214
7	2	5:12.043	1:58.683	1:28.381	1:44.979	3.689		18.986	7.125	296.4	14:47	47:02.257
8	2	3:46.636	35.254	1:27.352	1:44.030	3.666	4.131	18.354	6.991	298.8	14:50	50:48.893
9	2	3:47.491	35.177	1:26.383	1:45.931	3.716	4.117	20.033	7.210	297.2	14:54	54:36.384
10	2	3:47.808	35.393	1:26.942	1:45.473	3.682	4.127	18.939	7.148	298.0	14:58	58:24.192



24h LE MANS



TEST DAY 24 HEURES DU MANS 2014 Test Practice 2

Sector Analysis

■ Personal Best ■ Session Best ■ Crossing the finish line in pit lane

Lap	D	Time	Sector 1	Sector 2	Sector 3	T6	T7	Porsche	Ford	T. Spd	Hour	Elapsed
11	2	3:57.643 B	37.003	1:27.472	1:53.168		4.097	19.046		301.3	15:02	1:02:21.835
12	2	6:27.842	3:13.764	1:27.160	1:46.918	3.604		21.845	6.852	298.0	15:08	1:08:49.677
13	2	3:41.919	34.293	1:25.210	1:42.416	3.849	4.087	18.344	6.996	300.5	15:12	1:12:31.596
14	2	3:41.153	34.915	1:25.261	1:40.977	3.680	4.128	17.678	6.766	302.2	15:16	1:16:12.749
15	2	3:47.779	36.216	1:27.272	1:44.291	3.604	4.091	18.671	7.266	297.2	15:20	1:20:00.528
16	2	5:00.184 B	34.598	2:33.686	1:51.900		4.091	18.891		96.8	15:25	1:25:00.712
17	3	48:31.647	...	1:29.479	1:46.583	3.734		19.753	6.946	293.2	16:13	2:13:32.359
18	3	3:45.728	35.101	1:26.453	1:44.174	3.735	4.142	18.607	6.628	298.8	16:17	2:17:18.087
19	3	3:49.938	37.618	1:27.021	1:45.299	3.775	4.116	20.586	6.688	298.8	16:21	2:21:08.025
20	3	3:43.644	35.129	1:26.117	1:42.398	3.768	4.143	18.203	6.645	297.2	16:24	2:24:51.669
21	3	3:45.699	35.243	1:25.754	1:44.702	3.725	4.137	20.359	6.646	298.0	16:28	2:28:37.368
22	3	3:58.843 B	35.175	1:28.401	1:55.267		4.116	20.191		288.5	16:32	2:32:36.211
23	3	8:02.623	4:50.547	1:27.931	1:44.145	3.764		18.832	6.748	295.6	16:40	2:40:38.834
24	3	8:04.242 B	36.338				4.123	1:03.138		301.3	16:48	2:48:43.076
25	3	22:05.205	...	1:27.549	1:42.937	3.646		18.007	6.659	296.4	17:10	3:10:48.281
26	3	3:40.819	34.832	1:25.272	1:40.715	3.654	4.117	17.593	6.317	301.3	17:14	3:14:29.100
27	3	3:39.538	33.877	1:25.312	1:40.349	3.695	4.116	17.435	6.367	300.5	17:18	3:18:08.638
28	3	3:41.538	34.668	1:24.810	1:42.060	3.752	4.115	17.637	7.017	301.3	17:21	3:21:50.176
29	3	3:44.198	36.237	1:26.580	1:41.381	3.627	4.117	17.930	6.486	298.8	17:25	3:25:34.374
30	3	3:40.112	34.797	1:24.867	1:40.448	3.761	4.102	17.293	6.391	300.5	17:29	3:29:14.486
31	3	4:38.643 B	37.467	1:37.891	2:23.285		4.123	23.806		236.7	17:33	3:33:53.129
32	3	14:28.745	...	1:26.628	1:43.686	3.646		19.428	6.478	294.0	17:48	3:48:21.874
33	3	3:39.493	34.300	1:25.140	1:40.053	3.679	4.101	17.130	6.426	302.2	17:52	3:52:01.367
34	3	3:39.026	34.411	1:24.846	1:39.769	3.656	4.114	17.055	6.464	299.7	17:55	3:55:40.393
35	3	4:28.970 B	34.281	1:28.423	2:26.266		4.106	27.835		299.7	18:00	4:00:09.363

37

SMP Racing

1. Kirill LADYGIN
2. Nicolas MINASSIAN

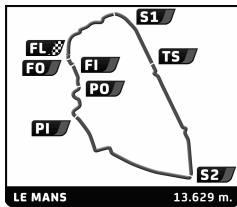
3. Maurizio MEDIANI

Oreca 03 - Nissan
LMP2

1	2	20:06.328	...	1:31.161	1:50.515	3.647		18.484	8.331	294.8	14:20	20:06.328
2	2	3:42.471	34.683	1:26.031	1:41.757	3.637	4.092	17.459	6.765	300.5	14:23	23:48.799
3	2	3:41.033	34.624	1:25.764	1:40.645	3.666	4.073	17.279	6.644	299.7	14:27	27:29.832
4	2	3:48.637	34.369	1:27.381	1:46.887	3.623	4.077	19.396	7.338	301.3	14:31	31:18.469
5	2	3:43.591	34.485	1:25.171	1:43.935	3.652	4.075	19.190	7.036	302.2	14:35	35:02.060
6	2	3:48.157	35.053	1:27.352	1:45.752	3.633	4.072	20.614	7.115	298.8	14:38	38:50.217
7	2	5:04.569 B	37.096	1:52.805	2:34.668		4.102	26.669		208.4	14:43	43:54.786
8	3	13:12.000	9:50.004	1:32.927	1:49.069	3.711		20.539	7.432	282.5	14:57	57:06.786
9	3	3:50.846	35.853	1:28.690	1:46.303	3.671	4.121	20.480	7.030	286.9	15:00	1:00:57.632
10	3	3:46.597	35.401	1:27.262	1:43.934	3.666	4.129	18.759	7.073	299.7	15:04	1:04:44.229
11	3	3:47.696	35.293	1:28.018	1:44.385	3.697	4.117	18.864	7.011	298.8	15:08	1:08:31.925
12	3	3:59.236 B	35.791	1:28.790	1:54.655		4.127	19.853		298.0	15:12	1:12:31.161
13	3	4:50.155	1:37.750	1:27.219	1:45.186	3.709		19.245	7.133	300.5	15:17	1:17:21.316
14	3	3:46.477	35.347	1:27.803	1:43.327	3.692	4.101	18.587	6.866	300.5	15:21	1:21:07.793
15	3	3:55.910	35.604	1:35.445	1:44.861	3.650	4.112	18.706	7.141	234.7	15:25	1:25:03.703
16	3	3:48.695	35.280	1:27.260	1:46.155	3.689	4.099	20.487	7.261	301.3	15:28	1:28:52.398
17	3	3:46.744	35.142	1:28.685	1:42.917	3.635	4.090	18.238	6.963	302.2	15:32	1:32:39.142
18	3	3:45.723	35.367	1:27.905	1:42.451	3.634	4.088	18.158	7.065	299.7	15:36	1:36:24.865
19	3	4:14.509 B	35.567	1:33.687	2:05.255		4.080	21.896		255.1	15:40	1:40:39.374
20	1	10:53.011	7:37.675	1:29.255	1:46.081	3.750		19.410	7.271	296.4	15:51	1:51:32.385
21	1	4:28.173 B	35.595	1:40.477	2:12.101		4.150	23.347		299.7	15:56	1:56:00.558
22	1	18:11.209	...	1:28.822	1:43.766	3.715		18.596	6.935	279.5	16:14	2:14:11.767
23	1	3:44.705	35.540	1:26.551	1:42.614	3.767	4.105	18.218	6.731	305.6	16:17	2:17:56.472
24	1	3:47.211	35.715	1:27.650	1:43.846	3.746	4.111	18.438	6.804	302.2	16:21	2:21:43.683
25	1	3:48.522	36.264	1:27.695	1:44.563	3.765	4.110	19.537	6.862	301.3	16:25	2:25:32.205
26	1	4:10.285	35.291	1:50.946	1:44.048	3.719	4.101	18.889	7.022	303.0	16:29	2:29:42.490
27	1	3:46.313	35.591	1:27.241	1:43.481	3.802	4.086	18.424	6.919	298.0	16:33	2:33:28.803
28	1	3:47.797	36.762	1:27.538	1:43.497	3.797	4.106	18.668	7.406	298.8	16:37	2:37:16.600
29	1	3:47.817	35.573	1:27.389	1:44.855	3.631	4.099	19.520	7.094	299.7	16:41	2:41:04.417



24h LE MANS



TEST DAY 24 HEURES DU MANS 2014 Test Practice 2

Sector Analysis

■ Personal Best ■ Session Best B Crossing the finish line in pit lane

Lap	D	Time	Sector 1	Sector 2	Sector 3	T6	T7	Porsche	Ford	T. Spd	Hour	Elapsed
30	1	3:48.808	35.126	1:28.998	1:44.684	3.655	4.070	18.577	6.860	298.8	16:44	2:44:53.225
31	1	4:53.520B	40.890	1:54.212	2:18.418		4.071	24.795		203.0	16:49	2:49:46.745
32	1	28:35.390	...	1:29.125	1:46.244	3.619		19.934	7.657	296.4	17:18	3:18:22.135
33	1	3:44.637	34.015	1:25.253	1:45.369	3.627	4.081	21.178	7.091	300.5	17:22	3:22:06.772
34	1	3:42.635	35.104	1:25.488	1:42.043	3.616	4.074	17.800	6.786	303.0	17:25	3:25:49.407
35	1	9:09.309B	34.869	1:25.478	7:08.962		4.088	2:15.835		298.8	17:34	3:34:58.716

38	Jota Sport											Zytek Z11SN - Nissan	
	1.Simon DOLAN	3.Marc GENE											LMP2
	2.Harry TINCKNELL												

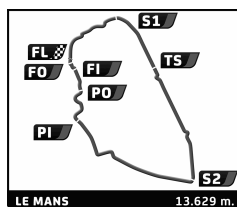
1	3	26:01.590	...	1:28.417	1:41.951	3.732		17.462	6.938	290.0	14:26	26:01.590
2	3	3:44.140	34.643	1:25.588	1:43.909	3.649	4.147	19.893	6.746	301.3	14:29	29:45.730
3	3	3:40.162	34.195	1:24.885	1:41.082	3.749	4.141	17.035	7.356	298.8	14:33	33:25.892
4	3	3:44.766	35.759	1:25.562	1:43.445	3.744	4.159	18.539	7.036	298.8	14:37	37:10.658
5	3	3:41.464	34.578	1:25.847	1:41.039	3.675	4.135	17.331	6.560	301.3	14:40	40:52.122
6	3	3:40.605	34.702	1:25.658	1:40.245	3.676	4.125	17.083	6.637	297.2	14:44	44:32.727
7	3	3:39.849	34.491	1:25.061	1:40.297	3.768	4.126	16.939	6.658	299.7	14:48	48:12.576
8	3	3:46.006	34.511	1:25.137	1:46.358	3.734	4.133	21.448	7.378	298.0	14:51	51:58.582
9	3	3:39.909	34.649	1:24.892	1:40.368	3.694	4.129	17.044	6.628	298.8	14:55	55:38.491
10	3	3:41.730	34.388	1:25.310	1:42.032	3.683	4.104	18.395	6.782	297.2	14:59	59:20.221
11	3	3:50.605B	35.124	1:25.818	1:49.663		4.087	18.885		297.2	15:03	1:03:10.826
12	1	10:20.222	7:07.008	1:28.611	1:44.603	3.785		18.078	7.304	295.6	15:13	1:13:31.048
13	1	3:46.466	35.429	1:27.148	1:43.889	3.710	4.181	18.453	7.181	297.2	15:17	1:17:17.514
14	1	3:46.200	35.375	1:27.909	1:42.916	3.668	4.128	17.596	7.038	295.6	15:21	1:21:03.714
15	1	3:54.478	35.808	1:36.534	1:42.136	3.724	4.140	17.381	6.832	206.5	15:24	1:24:58.192
16	1	3:46.580	35.528	1:26.881	1:44.171	3.755	4.144	17.636	6.892	298.0	15:28	1:28:44.772
17	1	3:44.329	35.956	1:26.749	1:41.624	3.674	4.129	17.402	6.872	297.2	15:32	1:32:29.101
18	1	3:45.902	35.171	1:26.168	1:44.563	3.706	4.129	19.901	6.908	298.8	15:36	1:36:15.003
19	1	3:42.271	34.934	1:25.763	1:41.574	3.721	4.127	17.306	7.142	300.5	15:39	1:39:57.274
20	1	3:43.102	34.998	1:26.239	1:41.865	3.648	4.127	17.503	6.862	303.0	15:43	1:43:40.376
21	1	3:43.655	36.180	1:26.135	1:41.340	3.675	4.095	17.678	6.801	298.8	15:47	1:47:24.031
22	1	3:41.754	34.731	1:26.177	1:40.846	3.688	4.105	17.096	6.709	298.0	15:51	1:51:05.785
23	2	1:52:01.647	34.851	...	1:46.151	3.676	4.112	19.624	7.172	296.4	17:43	3:43:07.432
24	2	3:41.855	34.703	1:25.835	1:41.317	3.636	4.137	17.956	6.507	297.2	17:46	3:46:49.287
25	2	3:42.110	34.429	1:24.968	1:42.713	3.654	4.101	18.467	6.680	298.0	17:50	3:50:31.397
26	2	3:40.244	34.451	1:25.348	1:40.445	3.671	4.107	17.489	6.578	303.0	17:54	3:54:11.641
27	2	3:56.838B	34.552	1:25.122	1:57.164		4.109	20.059		299.7	17:58	3:58:08.479

41	Greaves Motorsport											Zytek Z11SN - Nissan	
	1.Michael MUNEMMAN	3.James WINSLOW											LMP2
	2.Alessandro LATIF	4.Dan NORRIS-JONES											

1	3	12:14.690	8:49.971	1:33.658	1:51.061	3.819		21.463	7.811	239.3	14:12	12:14.690
2	3	3:53.786	37.276	1:28.578	1:47.932	3.852	4.189	19.721	8.062	294.0	14:16	16:08.476
3	3	3:52.151	36.693	1:28.577	1:46.881	3.756	4.192	19.466	7.510	294.0	14:20	20:00.627
4	3	3:47.875	35.825	1:27.031	1:45.019	3.753	4.159	18.891	7.019	295.6	14:23	23:48.502
5	3	3:46.596	36.196	1:26.470	1:43.930	3.774	4.146	18.699	6.817	296.4	14:27	27:35.098
6	3	3:51.129	35.068	1:26.252	1:49.809	3.869	4.146	23.204	7.419	297.2	14:31	31:26.227
7	3	3:58.317B	35.272	1:27.225	1:55.820		4.176	19.210		296.4	14:35	35:24.544
8	3	5:34.673	2:18.630	1:30.183	1:45.860	3.717		19.003	7.221	294.0	14:40	40:59.217
9	3	3:45.785	34.960	1:26.483	1:44.342	3.675	4.143	18.523	6.950	296.4	14:44	44:45.002
10	3	3:45.180	34.912	1:26.583	1:43.685	3.695	4.120	18.512	6.841	297.2	14:48	48:30.182
11	3	3:43.261	35.064	1:25.797	1:42.400	3.704	4.113	18.083	6.723	295.6	14:52	52:13.443
12	3	4:42.733B	40.223	1:43.930	2:18.580		4.120	22.451		190.5	14:56	56:56.176
13	1	6:23.798	2:55.286	1:34.418	1:54.094	3.861		21.830	8.134	287.7	15:03	1:03:19.974
14	1	4:05.196	39.054	1:33.740	1:52.402	3.869	4.234	21.530	8.346	270.4	15:07	1:07:25.170
15	1	4:02.837	38.006	1:31.676	1:53.155	3.779	4.204	20.990	7.983	290.0	15:11	1:11:28.007
16	1	3:57.753	37.120	1:30.914	1:49.719	3.820	4.154	20.630	7.850	297.2	15:15	1:15:25.760
17	1	3:55.893	37.230	1:29.744	1:48.919	3.757	4.161	20.319	7.875	293.2	15:19	1:19:21.653
18	1	4:57.726	36.857	2:32.062	1:48.807	3.742	4.169	20.455	7.522	138.9	15:24	1:24:19.379



24h LE MANS



TEST DAY

24 HEURES DU MANS 2014

Test Practice 2

Sector Analysis

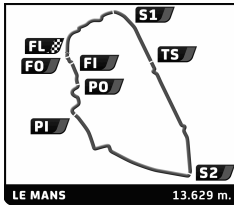
Lap	D	Time	Sector 1	Sector 2	Sector 3	T6	T7	Porsche	Ford	T. Spd	Hour	Elapsed
19	1	3:53.875	36.592	1:28.993	1:48.290	3.804	4.163	19.962	7.647	298.0	15:28	1:28:13.254
20	1	3:54.330	36.526	1:29.233	1:48.571	3.820	4.166	20.856	7.561	295.6	15:32	1:32:07.584
21	1	3:55.448	37.363	1:29.595	1:48.490	3.834	4.163	20.217	7.619	294.8	15:36	1:36:03.032
22	1	4:03.351 B	36.482	1:29.326	1:57.543		4.182	20.418		296.4	15:40	1:40:06.383
23	2	6:49.083 B	3:13.266	1:29.387	2:06.430			21.452		288.5	15:46	1:46:55.466
24	2	11:32.403 B	6:38.174	2:13.955	2:40.274			29.497		157.9	15:58	1:58:27.869
25	2	15:49.567	...	1:33.577	1:47.418	3.719		19.792	7.295	271.1	16:14	2:14:17.436
26	2	3:50.787	36.038	1:28.378	1:46.371	3.674	4.135	19.375	7.634	295.6	16:18	2:18:08.223
27	2	3:50.501	35.908	1:28.066	1:46.527	3.665	4.115	19.265	7.333	298.8	16:21	2:21:58.724
28	2	3:48.794	36.066	1:27.525	1:45.203	3.643	4.120	18.808	7.126	298.0	16:25	2:25:47.518
29	2	4:01.194 B	35.937	1:30.387	1:54.870		4.092	19.518		269.1	16:29	2:29:48.712
30	2	5:14.446	2:01.608	1:28.535	1:44.303	3.591		18.527	7.118	286.2	16:35	2:35:03.158
31	2	3:45.606	35.206	1:26.734	1:43.666	3.625	4.078	18.332	7.049	294.0	16:38	2:38:48.764
32	2	3:49.198	37.078	1:27.815	1:44.305	3.632	4.088	18.438	7.371	298.0	16:42	2:42:37.962
33	2	4:16.378 B	35.093	1:26.748	2:14.537		4.093	22.662		294.8	16:46	2:46:54.340
34	4	13:29.786	9:53.777	1:40.645	1:55.364	3.891		22.282	7.778	292.4	17:00	3:00:24.126
35	4	4:07.582	38.067	1:30.937	1:58.578	3.946	4.202	24.177	7.797	297.2	17:04	3:04:31.708
36	4	4:38.987 B	50.814	1:37.245	2:10.928		4.232	23.614		261.3	17:09	3:09:10.695
37	2	6:01.543	2:47.803	1:28.917	1:44.823	3.628		18.675	7.256	294.0	17:15	3:15:12.238
38	2	3:50.441	36.021	1:27.288	1:47.132	3.651	4.134	20.865	7.355	297.2	17:19	3:19:02.679
39	2	3:47.367	35.733	1:27.258	1:44.376	3.663	4.117	18.544	7.259	294.8	17:22	3:22:50.046
40	2	3:50.263	37.573	1:28.285	1:44.405	3.651	4.115	18.804	7.167	296.4	17:26	3:26:40.309
41	2	4:08.462 B	35.500	1:27.679	2:05.283		4.114	23.672		295.6	17:30	3:30:48.771
42	1	9:58.453	6:30.845	1:32.424	1:55.184	3.863		21.826	9.050	276.7	17:40	3:40:47.224
43	1	4:01.532	39.005	1:32.341	1:50.186	3.737	4.179	20.575	7.936	293.2	17:44	3:44:48.756
44	1	3:55.853	36.969	1:29.582	1:49.302	3.726	4.152	20.616	7.664	296.4	17:48	3:48:44.609
45	1	3:55.023	36.624	1:29.087	1:49.312	3.725	4.132	20.466	7.937	299.7	17:52	3:52:39.632
46	1	3:53.947	36.657	1:29.598	1:47.692	3.735	4.137	20.049	7.522	296.4	17:56	3:56:33.579
47	1	5:13.946 B	36.554	1:52.985	2:44.407		4.136	32.684		175.9	18:01	4:01:47.525

42 Caterham Racing
 1. Thomas KIMBER-SMITH 3. Matthew McMURRY Zytec Z11SN - Nissan
 2. Chris DYSON LMP2

1	1	26:52.616	...	1:28.706	1:43.712	3.754		18.562	6.770	294.0	14:26	26:52.616
2	1	3:45.005	34.992	1:25.453	1:44.560	3.775	4.167	20.284	6.700	300.5	14:30	30:37.621
3	1	3:49.967 B	35.020	1:25.442	1:49.505		4.166	18.178		303.0	14:34	34:27.588
4	1	6:26.037 B	3:07.391	1:26.997	1:51.649			19.742		298.0	14:40	40:53.625
5	1	5:13.792	2:01.548	1:27.346	1:44.898	3.710		20.145	6.790	299.7	14:46	46:07.417
6	1	3:42.155	34.996	1:25.558	1:41.601	3.819	4.149	17.822	6.469	299.7	14:49	49:49.572
7	1	3:53.113 B	36.614	1:25.752	1:50.747		4.169	18.678		299.7	14:53	53:42.685
8	1	5:34.308 B	2:12.534	1:27.900	1:53.874			18.588		299.7	14:59	59:16.993
9	2	5:59.755	2:42.003	1:29.524	1:48.228	3.775		20.897	7.489	297.2	15:05	1:05:16.748
10	2	3:52.144	36.586	1:28.637	1:46.921	3.741	4.158	20.071	7.203	300.5	15:09	1:09:08.892
11	2	3:58.559 B	36.004	1:27.680	1:54.875		4.145	20.073		299.7	15:13	1:13:07.451
12	3	5:47.174	2:29.686	1:29.444	1:48.044	3.894		19.975	7.823	293.2	15:18	1:18:54.625
13	3	5:10.902	36.260	2:48.045	1:46.597	3.854	4.186	19.652	7.597	58.1	15:24	1:24:05.527
14	3	3:50.902	36.200	1:27.808	1:46.894	3.889	4.184	19.828	7.644	299.7	15:27	1:27:56.429
15	3	3:48.612	35.827	1:27.180	1:45.605	3.825	4.187	19.425	7.410	299.7	15:31	1:31:45.041
16	3	3:47.970	35.678	1:27.177	1:45.115	3.805	4.163	19.370	7.336	302.2	15:35	1:35:33.011
17	3	3:47.564	35.522	1:26.734	1:45.308	3.814	4.148	19.286	7.350	305.6	15:39	1:39:20.575
18	3	3:48.721	36.700	1:27.225	1:44.796	3.794	4.150	19.169	7.348	299.7	15:43	1:43:09.296
19	3	3:47.318	35.628	1:26.799	1:44.891	3.734	4.137	19.305	7.336	301.3	15:46	1:46:56.614
20	3	3:46.812	35.361	1:26.669	1:44.782	3.752	4.119	19.257	7.376	299.7	15:50	1:50:43.426
21	3	4:20.612 B	35.545	1:26.637	2:18.430		4.131	27.545		299.7	15:55	1:55:04.038
22	3	18:45.651	...	1:33.044	1:46.137	3.820		19.185	7.282	211.3	16:13	2:13:49.689
23	3	3:49.780	35.533	1:27.270	1:46.977	3.852	4.149	20.316	7.673	301.3	16:17	2:17:39.469
24	3	3:48.609	35.527	1:26.648	1:46.434	3.801	4.152	18.980	7.575	299.7	16:21	2:21:28.078
25	3	3:55.839 B	35.572	1:27.179	1:53.088		4.137	18.918		302.2	16:25	2:25:23.917



24h LE MANS



TEST DAY 24 HEURES DU MANS 2014 Test Practice 2

Sector Analysis

■ Personal Best
 ■ Session Best
 ■ B Crossing the finish line in pit lane

Lap	D	Time	Sector 1	Sector 2	Sector 3	T6	T7	Porsche	Ford	T. Spd	Hour	Elapsed
26	2	5:36.390	2:21.767	1:29.277	1:45.346	3.764		19.446	6.967	292.4	16:31	2:31:00.307
27	2	3:46.822	35.239	1:26.878	1:44.705	3.794	4.148	19.068	7.200	302.2	16:34	2:34:47.129
28	2	3:58.855	35.764	1:27.174	1:55.917		4.156	19.663		299.7	16:38	2:38:45.984
29	2	5:15.919	2:01.984	1:28.699	1:45.236	3.746		19.092	7.139	293.2	16:44	2:44:01.903
30	2	4:06.775	35.466	1:28.239	2:03.070		4.157	22.211		298.8	16:48	2:48:08.678
31	2	11:45.259	8:26.283	1:30.158	1:48.818	3.774		21.554	7.229	290.8	16:59	2:59:53.937
32	2	3:52.813	35.570	1:27.571	1:49.672	3.836	4.158	21.206	8.581	299.7	17:03	3:03:46.750
33	2	3:47.316	35.792	1:27.403	1:44.121	3.822	4.177	18.668	6.884	300.5	17:07	3:07:34.066
34	2	3:54.416	35.601	1:26.845	1:51.970		4.163	18.919		301.3	17:11	3:11:28.482
35	2	6:31.959	3:19.195	1:27.754	1:45.010	3.761		19.012	7.067	299.7	17:18	3:18:00.441
36	2	3:49.468	35.975	1:28.732	1:44.761	3.779	4.160	18.802	6.944	300.5	17:21	3:21:49.909
37	2	3:58.998	36.204	1:27.381	1:55.413		4.164	20.582		298.0	17:25	3:25:48.907
38	1	6:20.617	2:22.270	1:29.129	2:29.218			29.379		298.8	17:32	3:32:09.524
39	1	7:47.839	4:36.160	1:27.330	1:44.349	3.701		18.193	6.778	298.0	17:39	3:39:57.363
40	1	3:41.086	34.657	1:25.174	1:41.255	3.843	4.132	17.750	6.501	301.3	17:43	3:43:38.449
41	1	3:50.714	35.370	1:25.352	1:49.992		4.178	18.077		301.3	17:47	3:47:29.163
42	3	5:05.879	1:51.303	1:27.794	1:46.782	3.841		19.740	7.584	301.3	17:52	3:52:35.042
43	3	3:48.353	36.036	1:26.957	1:45.360	3.787	4.171	19.068	7.628	301.3	17:56	3:56:23.395
44	3	4:19.428	36.148	1:30.319	2:12.961		4.138	24.369		303.0	18:00	4:00:42.823

43

Newblood By Morand Racing

1. Christian KLIENT
2. Gary HIRSCH

3. Romain BRANDELA

Morgan - Judd
LMP2

1	1	53:44.494	...			3.708		17.984	6.769	286.2	14:53	53:44.494
2	1	3:45.857	35.037	1:27.167	1:43.653	3.757	4.186	17.693	6.621	295.6	14:57	57:30.351
3	1	3:53.786	35.113				4.154	18.383		298.0	15:01	1:01:24.137
4	1	4:44.624	1:35.988	1:26.396	1:42.240	3.707		17.522	6.863	298.0	15:06	1:06:08.761
5	1	3:42.565	35.202	1:26.080	1:41.283	3.680	4.160	17.469	6.623	298.0	15:09	1:09:51.326
6	1	3:42.474	35.041	1:26.030	1:41.403	3.689	4.139	17.317	6.616	298.8	15:13	1:13:33.800
7	1	3:53.587	37.518				4.127	18.695		300.5	15:17	1:17:27.387
8	3	8:45.514	5:24.913	1:29.966	1:50.635	3.744		19.720	8.977	296.4	15:26	1:26:12.901
9	3	3:51.069	35.894			3.816	4.191	19.853	7.746	297.2	15:30	1:30:03.970
10	3	3:49.102	35.409	1:27.853	1:45.840	3.788	4.197	19.410	6.991	298.0	15:33	1:33:53.072
11	3	4:04.648					4.184	22.476		302.2	15:37	1:37:57.720
12	3	4:59.561	1:40.929	1:31.404	1:47.228			19.812		281.7	15:42	1:42:57.281
13	3	3:50.247	35.467			3.821	4.190	19.728	7.063	300.5	15:46	1:46:47.528
14	3	3:50.066	35.787	1:28.538	1:45.741	3.770	4.185	19.519	6.911	298.0	15:50	1:50:37.594
15	3	4:23.885	35.965	1:29.089	2:18.831		4.165	27.632		298.8	15:55	1:55:01.479
16	2	19:03.212	...	1:30.295	1:50.824	3.924		22.042	7.477	271.1	16:14	2:14:04.691
17	2	3:50.644	35.939	1:29.271	1:45.434	4.155	4.198	18.850	7.410	302.2	16:17	2:17:55.335
18	2	3:50.788	36.516	1:28.458	1:45.814	3.802	4.228	18.740	7.141	251.0	16:21	2:21:46.123
19	2	3:51.769	36.627	1:29.185	1:45.957	3.732	4.137	18.773	7.342	292.4	16:25	2:25:37.892
20	2	3:59.697	37.573	1:28.578	1:53.546		4.112	20.008		308.2	16:29	2:29:37.589
21	2	6:03.618	2:50.626	1:27.967	1:45.025	3.734		19.126	7.651	303.0	16:35	2:35:41.207
22	2	3:46.175	35.727	1:26.517	1:43.931	3.737	4.101	18.915	7.128	302.2	16:39	2:39:27.382
23	2	3:45.161	35.677	1:26.418	1:43.066	3.705	4.102	18.181	6.890	302.2	16:43	2:43:12.543
24	2	4:37.123	35.180	1:31.259	2:30.684		4.089	30.701		305.6	16:47	2:47:49.666
25	1	12:20.114	9:04.054			3.723		20.750	7.004	296.4	17:00	3:00:09.780
26	1	3:59.893	37.830				4.133	21.884		301.3	17:04	3:04:09.673
27	1	10:01.874	6:40.020					18.559		282.5	17:14	3:14:11.547
28	1	27:34.936	...	1:29.323	1:44.994	3.747		19.230	6.844	286.9	17:41	3:41:46.483
29	1	3:41.656	34.956	1:25.812	1:40.888	3.724	4.164	17.242	6.555	297.2	17:45	3:45:28.139
30	1	3:52.256	35.090	1:26.017	1:51.149		4.129	17.728			17:49	3:49:20.395
31	1	4:45.794	1:34.030					17.943			17:54	3:54:06.189
32	1	3:59.250	34.401	1:24.857	1:59.992		4.131	22.840		302.2	17:58	3:58:05.439

46

Thiriet By TDS Racing

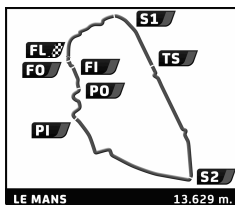
1. Pierre THIRIET
2. Ludovic BADEY

3. Tristan GOMMENDY

Ligier JS P2 - Nissan
LMP2



24h LE MANS



TEST DAY 24 HEURES DU MANS 2014 Test Practice 2

Sector Analysis

■ Personal Best ■ Session Best ■ Crossing the finish line in pit lane

Lap	D	Time	Sector 1	Sector 2	Sector 3	T6	T7	Porsche	Ford	T. Spd	Hour	Elapsed
1	2	5:10.280	1:52.307	1:30.723	1:47.250	4.250		19.332	7.118	291.6	14:05	5:10.280
2	2	3:47.842	36.041	1:27.564	1:44.237	3.871	4.335	18.532	6.986	294.0	14:08	8:58.122
3	2	3:45.042	35.104	1:26.707	1:43.231	3.857	4.213	18.007	6.799	294.8	14:12	12:43.164
4	2	3:54.411 B	35.148	1:27.682	1:51.581		4.206	17.988		294.8	14:16	16:37.575
5	2	13:00.006	9:45.490	1:28.242	1:46.274	3.736		20.320	6.790	290.8	14:29	29:37.581
6	2	3:48.204	34.972	1:26.486	1:46.746	4.001	4.219	19.012	7.828	294.0	14:33	33:25.785
7	2	3:48.324	37.138	1:26.559	1:44.627	3.731	4.246	17.454	6.701	294.8	14:37	37:14.109
8	2	3:50.592	35.811	1:29.094	1:45.687	3.752	4.176	20.012	6.701	290.8	14:41	41:04.701
9	2	3:44.470	35.183	1:26.251	1:43.036	3.703	4.186	18.242	6.559	297.2	14:44	44:49.171
10	2	3:43.135	34.765	1:26.386	1:41.984	3.809	4.164	17.236	6.473	290.8	14:48	48:32.306
11	2	3:51.444 B	34.860	1:26.211	1:50.373		4.188	17.233		292.4	14:52	52:23.750
12	2	23:15.336	...	1:27.513	1:45.858	3.839		19.366	6.586	290.8	15:15	1:15:39.086
13	2	3:48.637	35.604	1:30.426	1:42.607	3.860	4.217	17.446	6.679	289.3	15:19	1:19:27.723
14	2	4:59.231 B	35.178	2:28.836	1:55.217		4.230	20.581		132.7	15:24	1:24:26.954
15	2	5:36.333	2:24.783	1:26.777	1:44.773	3.747		18.762	7.294	294.8	15:30	1:30:03.287
16	2	3:43.681	34.959	1:26.957	1:41.765	3.747	4.186	17.295	6.680	293.2	15:33	1:33:46.968
17	2	3:45.793	35.795	1:25.869	1:44.129	3.739	4.163	17.205	6.602	297.2	15:37	1:37:32.761
18	2	3:52.323 B	34.980	1:25.745	1:51.598		4.166	17.227		297.2	15:41	1:41:25.084
19	3	15:43.977 B	...	1:52.141	2:16.517			24.196		257.6	15:57	1:57:09.061
20	3	18:54.905	...	1:28.364	1:50.795	3.744		20.917	6.599	287.7	16:16	2:16:03.966
21	3	4:16.663 B	38.521	1:37.855	2:00.287		4.181	20.873		268.4	16:20	2:20:20.629
22	3	7:27.041	4:13.897	1:28.359	1:44.785	3.711		17.686	6.593	290.0	16:27	2:27:47.670
23	3	3:42.791	35.108	1:26.434	1:41.249	3.762	4.145	17.200	6.821	291.6	16:31	2:31:30.461
24	3	3:42.182	34.840	1:26.782	1:40.560	3.657	4.169	17.004	6.365	295.6	16:35	2:35:12.643
25	3	3:40.908	34.549	1:25.521	1:40.838	3.718	4.136	17.191	6.364	294.8	16:38	2:38:53.551
26	3	3:46.763	34.551	1:28.092	1:44.120	3.711	4.140	17.698	6.786	294.0	16:42	2:42:40.314
27	3	4:15.613 B	34.455	1:27.992	2:13.166		4.150	22.917		294.0	16:46	2:46:55.927
28	1	14:50.861	...	1:28.983	1:46.523	3.705		18.745	6.934	289.3	17:01	3:01:46.788
29	1	3:45.797	35.492	1:27.264	1:43.041	3.717	4.190	17.759	6.825	294.8	17:05	3:05:32.585
30	1	3:42.832	34.930	1:26.203	1:41.699	3.706	4.160	17.523	6.812	298.0	17:09	3:09:15.417
31	1	3:44.349	35.914	1:26.489	1:41.946	3.717	4.157	17.556	6.680	298.0	17:12	3:12:59.766
32	1	3:44.105	34.846	1:26.157	1:43.102	3.693	4.164	17.855	6.775	296.4	17:16	3:16:43.871
33	1	3:44.190	34.825	1:27.787	1:41.578	3.714	4.162	17.479	6.621	294.8	17:20	3:20:28.061
34	1	3:42.956	35.358	1:26.314	1:41.284	3.679	4.151	17.357	6.478	294.0	17:24	3:24:11.017
35	1	3:42.208	34.797	1:26.488	1:40.923	3.663	4.155	17.197	6.511	297.2	17:27	3:27:53.225
36	1	4:49.737 B	34.791	1:28.864	2:46.082		4.149	32.534		295.6	17:32	3:32:42.962
37	2	8:07.103	4:52.317	1:31.046	1:43.740	3.795		17.713	6.961	283.2	17:40	3:40:50.065
38	2	3:50.335	36.527	1:28.096	1:45.712	3.723	4.171	20.495	6.618	295.6	17:44	3:44:40.400
39	2	3:53.376 B	34.898	1:26.660	1:51.818		4.150	19.115		301.3	17:48	3:48:33.776
40	2	8:29.490	5:19.946	1:27.265	1:42.279	3.736		17.260	6.655	292.4	17:57	3:57:03.266
41	2	4:48.799 B	37.611	1:51.140	2:20.048		4.190	28.494		185.6	18:01	4:01:52.065

47

KCMG

1. Matthew HOWSON
2. Richard BRADLEY

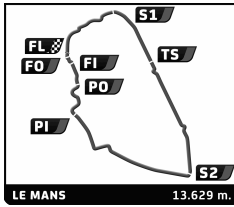
3. Alexandre IMPERATORI

Oreca 03 - Nissan
LMP2

1	2	24:12.757	...	1:29.876	1:45.393	3.659		18.899	7.068	294.8	14:24	24:12.757
2	2	3:53.242	38.299	1:28.092	1:46.851	3.689	4.115	20.003	7.113	299.7	14:28	28:05.999
3	2	3:46.454	34.722	1:25.852	1:45.880	3.722	4.126	20.066	7.106	303.0	14:31	31:52.453
4	2	3:44.402	34.880	1:26.049	1:43.473	3.746	4.139	18.256	6.813	300.5	14:35	35:36.855
5	2	4:00.606 B	36.117	1:28.523	1:55.966		4.141	21.031		299.7	14:39	39:37.461
6	1	1:33:25.705	...	1:28.974	1:47.986	3.781		20.437	8.510	298.0	16:13	2:13:03.166
7	1	3:45.673	35.413	1:27.540	1:42.720	3.710	4.141	18.068	7.140	303.0	16:16	2:16:48.839
8	1	3:42.547	34.539	1:25.746	1:42.262	3.757	4.098	17.706	7.400	300.5	16:20	2:20:31.386
9	1	3:41.156	34.687	1:25.542	1:40.927	3.723	4.132	17.168	7.012	298.8	16:24	2:24:12.542
10	1	3:43.850	35.586	1:26.828	1:41.436	3.690	4.099	17.255	7.035	302.2	16:27	2:27:56.392
11	1	3:53.893 B	35.178	1:27.429	1:51.286		4.090	17.644		297.2	16:31	2:31:50.285
12	2	7:20.186	4:08.966	1:27.700	1:43.520	3.670		18.407	6.925	297.2	16:39	2:39:10.471
13	2	3:43.722	34.730	1:25.739	1:43.253	3.719	4.114	18.842	6.697	299.7	16:42	2:42:54.193



24h LE MANS



TEST DAY 24 HEURES DU MANS 2014 Test Practice 2 Sector Analysis

■ Personal Best
 ■ Session Best
 ■ Crossing the finish line in pit lane

Lap	D	Time	Sector 1	Sector 2	Sector 3	T6	T7	Porsche	Ford	T. Spd	Hour	Elapsed
14	2	4:07.508	35.130	1:26.693	2:05.685		4.120	21.929		298.8	16:47	2:47:01.701
15	2	14:38.187	...	1:27.471	1:46.277	3.654		18.750	6.935	294.8	17:01	3:01:39.888
16	2	3:42.426	34.665	1:25.600	1:42.161	3.795	4.104	17.864	6.750	298.0	17:05	3:05:22.314
17	2	3:47.114	34.933	1:26.362	1:45.819	3.630	4.138	20.954	6.907	303.9	17:09	3:09:09.428
18	2	3:40.997	34.391	1:25.471	1:41.135	3.778	4.091	17.532	6.588	299.7	17:12	3:12:50.425
19	2	3:43.164	34.906	1:25.400	1:42.858	3.663	4.134	18.767	6.715	298.8	17:16	3:16:33.589
20	2	3:54.220	35.309	1:27.491	1:51.420		4.095	18.656		303.0	17:20	3:20:27.809
21	3	7:01.159	3:53.079	1:26.346	1:41.734	3.649		17.671	6.884	301.3	17:27	3:27:28.968
22	3	4:24.663	35.368	1:26.882	2:22.413		4.086	28.372		302.2	17:31	3:31:53.631
23	3	8:08.099	4:53.086	1:28.429	1:46.584	3.664		18.386	7.522	298.8	17:40	3:40:01.730
24	3	3:40.454	34.438	1:25.297	1:40.719	3.623	4.087	17.403	6.814	300.5	17:43	3:43:42.184
25	3	3:39.475	34.503	1:24.761	1:40.211	3.696	4.079	17.292	6.591	302.2	17:47	3:47:21.659
26	3	3:53.794	34.374	1:26.003	1:53.417		4.090	17.536		300.5	17:51	3:51:15.453
27	3	4:48.554	1:41.361	1:26.170	1:41.023	3.691		17.216	7.138	301.3	17:56	3:56:04.007
28	3	4:32.914	34.122	1:27.360	2:31.432		4.090	28.251		302.2	18:00	4:00:36.921

48	Murphy Prototypes		Oreca 03 - Nissan
	1.Nathanael BERTHON	3.Karun CHANDHOK	LMP2
	2.Rodolfo GONZALEZ	4.Alex KAPADIA	

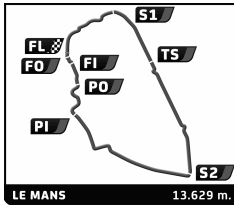
1	2	36:12.931	...	1:32.065	1:49.743	3.840		20.853	7.621	292.4	14:36	36:12.931
2	2	3:49.093	36.454	1:27.265	1:45.374	3.734	4.172	19.483	7.302	299.7	14:40	40:02.024
3	2	3:48.638	36.439	1:27.023	1:45.176	3.805	4.142	18.982	7.230	302.2	14:43	43:50.662
4	2	3:47.025	35.516	1:27.195	1:44.314	3.793	4.152	18.968	7.192	303.0	14:47	47:37.687
5	2	3:49.837	36.561	1:27.801	1:45.475	3.780	4.122	20.293	7.240	301.3	14:51	51:27.524
6	2	3:44.398	35.475	1:25.827	1:43.096	3.688	4.121	18.674	7.091	305.6	14:55	55:11.922
7	2	3:44.937	35.042	1:26.497	1:43.398	3.742	4.095	18.514	7.134	302.2	14:58	58:56.859
8	2	3:44.475	34.897	1:25.915	1:43.663	3.712	4.093	18.319	6.999	303.0	15:02	1:02:41.334
9	2	3:42.757	34.879	1:25.649	1:42.229	3.692	4.117	18.277	6.925	303.0	15:06	1:06:24.091
10	2	3:44.730	35.755	1:26.185	1:42.790	3.731	4.113	18.496	6.948	301.3	15:10	1:10:08.821
11	2	3:45.818	35.513	1:27.369	1:42.936	3.778	4.087	18.062	7.244	301.3	15:13	1:13:54.639
12	2	3:54.703	35.140	1:25.481	1:54.082		4.110	18.586		303.9	15:17	1:17:49.342
13	3	16:14.979	...	1:28.858	1:44.534	3.782		18.955	7.218	298.8	15:34	1:34:04.321
14	3	3:57.051	35.043	1:25.889	1:56.119		4.155	20.215		303.9	15:38	1:38:01.372
15	3	7:10.785	3:52.037	1:26.006	1:52.742			18.010		302.2	15:45	1:45:12.157
16	3	7:18.177	3:57.281	1:27.834	1:53.062			19.186		302.2	15:52	1:52:30.334
17	3	19:27.117	...	1:26.809	1:44.665	3.700		17.762	7.192	298.0	16:11	2:11:57.451
18	3	3:39.592	34.953	1:24.704	1:39.935	3.755	4.107	17.422	6.541	304.7	16:15	2:15:37.043
19	3	3:38.286	34.204	1:24.265	1:39.817	3.709	4.103	17.281	6.522	301.3	16:19	2:19:15.329
20	3	3:50.409	35.444	1:24.845	1:50.120		4.097	18.564		301.3	16:23	2:23:05.738
21	2	6:55.254	3:43.375	1:27.595	1:44.284	3.749		18.628	7.030	299.7	16:30	2:30:00.992
22	2	3:44.119	35.341	1:26.190	1:42.588	3.749	4.126	18.515	6.969	301.3	16:33	2:33:45.111
23	2	3:48.391	34.943	1:26.202	1:47.246	3.764	4.129	21.239	7.168	301.3	16:37	2:37:33.502
24	2	3:43.854	35.075	1:25.937	1:42.842	3.731	4.121	18.223	6.875	299.7	16:41	2:41:17.356
25	2	3:56.839	36.211	1:28.839	1:51.789	4.790	4.105	22.710	7.900	302.2	16:45	2:45:14.195
26	2	6:16.250	55.009	2:17.665	3:03.576		6.254	40.964		164.7	16:51	2:51:30.445
27	1	8:57.496	5:38.685	1:30.419	1:48.392	3.804		19.573	7.397	295.6	17:00	3:00:27.941
28	1	3:51.213	35.698	1:28.100	1:47.415	3.744	4.146	20.878	7.239	304.7	17:04	3:04:19.154
29	1	3:44.506	35.225	1:26.539	1:42.742	3.743	4.127	18.259	6.799	304.7	17:08	3:08:03.660
30	1	3:44.109	35.605	1:26.285	1:42.219	3.715	4.124	18.153	6.645	303.9	17:11	3:11:47.769
31	1	3:42.764	34.691	1:26.062	1:42.011	3.666	4.124	17.929	6.675	302.2	17:15	3:15:30.533
32	1	3:44.759	34.715	1:28.093	1:41.951	3.700	4.113	17.865	6.719	304.7	17:19	3:19:15.292
33	1	3:50.700	35.397	1:25.578	1:49.725		4.098	18.123		303.9	17:23	3:23:05.992

50	Larbre Competition		Morgan - Judd
	1.Pierre RAGUES	3.Keiko IHARA	LMP2
	2.Ricky TAYLOR		

1	1	22:59.838	...	1:31.035	1:45.687	3.749		18.714	7.060	285.4	14:22	22:59.838
2	1	3:47.909	36.780	1:27.836	1:43.293	3.683	4.173	18.072	6.905	297.2	14:26	26:47.747
3	1	3:45.466	35.178	1:26.409	1:43.879	3.740	4.143	18.617	7.017	297.2	14:30	30:33.213



24h LE MANS



TEST DAY 24 HEURES DU MANS 2014 Test Practice 2

Sector Analysis

■ Personal Best ■ Session Best B Crossing the finish line in pit lane

Lap	D	Time	Sector 1	Sector 2	Sector 3	T6	T7	Porsche	Ford	T. Spd	Hour	Elapsed
4	1	3:45.154	35.454	1:26.962	1:42.738	3.719	4.166	17.993	6.785	296.4	14:34	34:18.367
5	1	3:44.674	35.318	1:26.372	1:42.984	3.783	4.143	17.926	6.790	295.6	14:38	38:03.041
6	1	3:55.215 B	36.130	1:27.295	1:51.790		4.164	18.996		295.6	14:41	41:58.256
7	1	16:04.869	...	1:29.475	1:45.126	3.680		18.331	6.985	285.4	14:58	58:03.125
8	1	3:50.429	35.529	1:28.592	1:46.308	3.712	4.120	20.730	6.962	298.8	15:01	1:01:53.554
9	1	3:48.070	35.945	1:26.851	1:45.274	3.666	4.140	20.029	7.032	301.3	15:05	1:05:41.624
10	1	3:43.924	35.245	1:26.127	1:42.552	3.708	4.135	18.032	6.823	298.0	15:09	1:09:25.548
11	1	3:47.059	35.426	1:27.266	1:44.367	3.680	4.130	18.137	6.999	300.5	15:13	1:13:12.607
12	1	3:50.748 B	35.068	1:26.527	1:49.153		4.107	17.741		298.0	15:17	1:17:03.355
13	2	10:10.798	6:40.886	1:35.645	1:54.267	4.356		21.845	7.303	231.2	15:27	1:27:14.153
14	2	4:00.083	37.591	1:32.200	1:50.292	3.975	4.323	20.993	7.331	259.4	15:31	1:31:14.236
15	2	3:56.177	37.064	1:30.568	1:48.545	3.948	4.231	20.455	7.275	293.2	15:35	1:35:10.413
16	2	3:53.263	36.078	1:28.926	1:48.259	4.089	4.227	20.426	7.285	297.2	15:39	1:39:03.676
17	2	3:50.724	35.972	1:28.414	1:46.338	3.893	4.251	19.536	6.996	296.4	15:42	1:42:54.400
18	2	4:03.091 B	36.316	1:27.891	1:58.884		4.199	20.405		296.4	15:46	1:46:57.491
19	2	29:25.945	...	1:31.709	1:52.051	4.203		20.526	7.455	291.6	16:16	2:16:23.436
20	2	3:54.524	36.489	1:29.731	1:48.304	3.900	4.279	20.380	6.995	296.4	16:20	2:20:17.960
21	2	3:58.862 B	36.115	1:28.375	1:54.372		4.194	19.711		297.2	16:24	2:24:16.822
22	2	8:12.703	4:58.306	1:28.905	1:45.492	3.825		19.380	6.821	295.6	16:32	2:32:29.525
23	2	3:49.759	35.346	1:27.297	1:47.116	3.807	4.176	20.360	6.871	298.8	16:36	2:36:19.284
24	2	3:47.247	35.256	1:27.026	1:44.965	3.978	4.169	18.917	7.320	295.6	16:40	2:40:06.531
25	2	3:47.305	35.820	1:27.206	1:44.279	3.832	4.211	18.804	6.860	286.9	16:43	2:43:53.836
26	2	4:13.105 B	35.128	1:31.374	2:06.603		4.169	22.758		297.2	16:48	2:48:06.941
27	3	13:05.568	9:35.539	1:33.302	1:56.727	3.913		23.237	8.665	277.4	17:01	3:01:12.509
28	3	4:00.508	37.889	1:30.917	1:51.702	3.813	4.211	21.382	8.170	295.6	17:05	3:05:13.017
29	3	3:58.288	37.065	1:30.491	1:50.732	3.778	4.179	21.239	7.961	297.2	17:09	3:09:11.305
30	3	3:58.310	36.822	1:30.592	1:50.896	4.112	4.167	21.821	7.738	297.2	17:13	3:13:09.615
31	3	3:55.200	37.054	1:29.303	1:48.843	3.808	4.260	20.628	7.586	297.2	17:17	3:17:04.815
32	3	3:58.244	36.908	1:30.956	1:50.380	3.836	4.177	20.971	8.037	299.7	17:21	3:21:03.059
33	3	3:57.652	37.023	1:29.078	1:51.551	3.844	4.167	22.414	7.957	297.2	17:25	3:25:00.711
34	3	3:53.919	36.640	1:29.090	1:48.189	3.868	4.184	20.267	7.436	296.4	17:28	3:28:54.630
35	3	4:50.581 B	36.540	1:46.539	2:27.502		4.167	23.790		160.3	17:33	3:33:45.211
36	1	10:57.685	7:43.341	1:29.263	1:45.081	3.811		18.561	7.594	288.5	17:44	3:44:42.896
37	1	3:45.506	35.106	1:26.355	1:44.045	3.794	4.183	18.205	6.645	303.0	17:48	3:48:28.402
38	1	3:44.357	35.168	1:26.472	1:42.717	3.722	4.166	18.516	6.739	302.2	17:52	3:52:12.759
39	1	3:45.865	35.972	1:26.721	1:43.172	3.786	4.153	17.632	6.712	297.2	17:55	3:55:58.624
40	1	4:35.381 B	35.025	1:28.033	2:32.323		4.164	28.278		301.3	18:00	4:00:34.005

51

AF Corse

1. Gianmaria BRUNI
2. Tony VILANDER

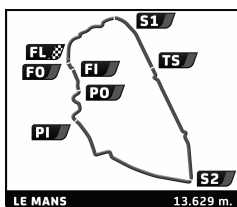
3. Giancarlo FISICHELLA

Ferrari 458 Italia
LMGTE Pro

1	2	1:13:48.487	...	1:42.067	1:56.748	3.940		21.704	7.107	220.8	15:13	1:13:48.487
2	2	4:00.111	37.811	1:32.303	1:49.997	4.022	4.453	20.499	6.747	287.7	15:17	1:17:48.598
3	2	4:22.098 B	37.708	1:47.232	1:57.158		4.465	20.540		227.3	15:22	1:22:10.696
4	2	14:06.582	...	1:38.545	1:53.361	3.983		21.738	6.890	243.1	15:36	1:36:17.278
5	2	4:13.436 B	39.216	1:34.718	1:59.502		4.472	21.115		255.7	15:40	1:40:30.714
6	2	11:36.654	8:08.243	1:36.395	1:52.016	3.918		20.895	6.802	249.3	15:52	1:52:07.368
7	2	4:34.530 B	37.670	1:41.082	2:15.778		4.447	27.814		287.7	15:56	1:56:41.898
8	2	17:24.028	...	1:33.741	1:51.724	3.925		20.784	6.812	287.7	16:14	2:14:05.926
9	2	3:58.040	37.152	1:31.412	1:49.476	3.916	4.438	19.728	7.132	287.7	16:18	2:18:03.966
10	2	4:05.390 B	37.226	1:31.932	1:56.232		4.440	20.124		286.9	16:22	2:22:09.356
11	1	6:58.288	3:29.891	1:34.035	1:54.362	3.940		22.370	7.692	286.9	16:29	2:29:07.644
12	1	4:00.534	37.499	1:32.353	1:50.682	3.996	4.448	21.284	6.754	286.9	16:33	2:33:08.178
13	1	4:00.270	37.579	1:31.861	1:50.830	3.961	4.452	21.771	6.718	287.7	16:37	2:37:08.448
14	1	3:57.799	37.378	1:31.347	1:49.074	4.005	4.433	20.336	6.729	290.0	16:41	2:41:06.247
15	1	4:16.634 B	37.375	1:32.601	2:06.658		4.452	22.709		290.0	16:45	2:45:22.881
16	1	15:24.238	...	1:38.169	1:56.582	3.960		22.120	7.188	251.0	17:00	3:00:47.119
17	1	3:58.930	37.694	1:31.880	1:49.356	3.997	4.450	20.378	6.769	286.9	17:04	3:04:46.049



24h LE MANS



TEST DAY 24 HEURES DU MANS 2014 Test Practice 2

Sector Analysis

■ Personal Best ■ Session Best B Crossing the finish line in pit lane

Lap	D	Time	Sector 1	Sector 2	Sector 3	T6	T7	Porsche	Ford	T. Spd	Hour	Elapsed
18	1	3:58.406	37.584	1:31.475	1:49.347	3.973	4.453	20.164	6.726	288.5	17:08	3:08:44.455
19	1	4:04.716B	37.280	1:31.209	1:56.227		4.438	19.961		291.6	17:12	3:12:49.171
20	3	6:29.396	3:00.485	1:34.223	1:54.688	3.982		21.189	8.532	281.7	17:19	3:19:18.567
21	3	4:00.095	37.915	1:32.334	1:49.846	3.969	4.456	20.553	6.783	290.0	17:23	3:23:18.662
22	3	3:58.042	37.649	1:31.220	1:49.173	3.941	4.450	20.383	6.713	290.8	17:27	3:27:16.704
23	3	4:30.521B	37.424	1:30.827	2:22.270		4.435	27.378		290.0	17:31	3:31:47.225
24	3	12:25.850	8:57.517	1:37.042	1:51.291	3.951		20.953	6.824	249.3	17:44	3:44:13.075
25	3	3:59.561	37.706	1:32.010	1:49.845	3.925	4.444	20.466	6.882	292.4	17:48	3:48:12.636
26	3	3:58.386	37.529	1:31.806	1:49.051	3.918	4.428	20.210	6.701	288.5	17:52	3:52:11.022
27	3	3:57.483	37.492	1:31.147	1:48.844	3.928	4.419	20.051	6.945	292.4	17:56	3:56:08.505
28	3	4:29.610B	38.844	1:32.946	2:17.820		4.427	26.603		282.5	18:00	4:00:38.115

52	RAM Racing											Ferrari 458 Italia
	1. Matt GRIFFIN	3. Federico LEO										LMGTE Pro
	2. Alvaro PARENTE											

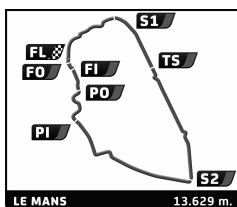
1	3	6:07.349	2:27.344	1:42.682	1:57.323	4.500		23.077	7.568	253.9	14:06	6:07.349
2	3	4:04.496	39.130	1:32.902	1:52.464	4.023	4.580	21.518	7.295	289.3	14:10	10:11.845
3	3	4:01.591	38.101	1:32.109	1:51.381	3.971	4.463	20.972	7.381	289.3	14:14	14:13.436
4	3	4:00.263	38.106	1:31.473	1:50.684	3.951	4.436	20.884	7.016	293.2	14:18	18:13.699
5	3	4:00.634	38.103	1:31.972	1:50.559	3.995	4.451	20.748	6.960	289.3	14:22	22:14.333
6	3	4:00.717	38.121	1:32.215	1:50.381	3.957	4.457	20.918	6.899	290.0	14:26	26:15.050
7	3	4:02.728	37.953	1:31.753	1:53.022	3.924	4.437	22.659	7.281	288.5	14:30	30:17.778
8	3	3:59.970	38.020	1:31.779	1:50.171	3.956	4.432	20.828	6.833	289.3	14:34	34:17.748
9	3	4:12.506B	38.500	1:32.996	2:01.010		4.442	22.270		288.5	14:38	38:30.254
10	1	6:50.535	3:25.762	1:33.239	1:51.534	3.975		20.976	7.048	289.3	14:45	45:20.789
11	1	4:00.033	37.852	1:31.812	1:50.369	4.040	4.455	20.624	6.841	290.0	14:49	49:20.822
12	1	4:00.081	38.406	1:31.530	1:50.145	3.967	4.466	20.721	6.832	290.0	14:53	53:20.903
13	1	3:59.887	37.698	1:31.877	1:50.312	4.117	4.458	20.504	6.813	287.7	14:57	57:20.790
14	1	4:11.085B	37.892	1:31.840	2:01.353		4.475	21.777		290.8	15:01	1:01:31.875
15	1	5:01.031	1:36.902	1:32.678	1:51.451	3.928		20.890	7.521	290.8	15:06	1:06:32.906
16	1	3:57.993	37.428	1:31.265	1:49.300	3.960	4.444	20.329	6.845	289.3	15:10	1:10:30.899
17	1	3:59.047	37.649	1:31.432	1:49.966	3.907	4.422	20.552	7.008	289.3	15:14	1:14:29.946
18	1	4:12.246B	37.428	1:32.218	2:02.600		4.408	22.506		290.0	15:18	1:18:42.192
19	2	6:27.380	2:37.309	1:57.990	1:52.081	3.954		21.451	7.101	147.4	15:25	1:25:09.572
20	2	3:59.077	37.468	1:31.788	1:49.821	4.058	4.452	20.845	6.964	288.5	15:29	1:29:08.649
21	2	3:59.466	37.204	1:31.041	1:51.221	3.935	4.459	21.370	7.002	290.8	15:33	1:33:08.115
22	2	4:04.247B	37.624	1:30.904	1:55.719		4.486	20.610		290.8	15:37	1:37:12.362
23	3	6:42.131	3:15.155	1:34.810	1:52.166	3.982		21.669	7.072	288.5	15:43	1:43:54.493
24	3	4:00.161	38.023	1:31.662	1:50.476	3.939	4.454	21.152	6.849	292.4	15:47	1:47:54.654
25	3	4:01.697	37.827	1:31.394	1:52.476	3.898	4.430	21.946	7.142	292.4	15:51	1:51:56.351
26	3	4:35.968B	37.897	1:42.012	2:16.059		4.416	26.491		290.0	15:56	1:56:32.319
27	3	1:03:41.078	...	1:41.303	1:58.813	3.996		22.899	8.172	259.4	17:00	3:00:13.397
28	3	4:16.387B	38.943	1:33.667	2:03.777		4.464	23.240		286.9	17:04	3:04:29.784
29	3	6:12.080	2:44.510	1:34.895	1:52.675	3.976		21.739	6.924	288.5	17:10	3:10:41.864
30	3	4:01.320	38.096	1:32.166	1:51.058	4.035	4.475	21.312	6.846	287.7	17:14	3:14:43.184
31	3	4:01.308	38.296	1:32.336	1:50.676	3.996	4.486	20.962	6.922	290.0	17:18	3:18:44.492
32	3	4:01.985	37.612	1:31.634	1:52.739	3.950	4.450	21.820	7.972	290.0	17:22	3:22:46.477
33	3	4:10.713B	37.915	1:32.173	2:00.625		4.447	22.825		289.3	17:26	3:26:57.190
34	2	6:27.388B	2:13.559	1:48.536	2:25.293			28.031		238.8	17:33	3:33:24.578
35	2	6:47.710	3:22.458	1:33.115	1:52.137	3.947		21.391	7.549	290.0	17:40	3:40:12.288
36	2	3:58.669	37.683	1:31.041	1:49.945	4.055	4.411	20.638	6.953	292.4	17:44	3:44:10.957
37	2	4:03.825B	37.542	1:31.170	1:55.113		4.444	20.477		290.8	17:48	3:48:14.782
38	1	5:32.756	2:06.333	1:33.587	1:52.836	3.913		21.130	7.309	288.5	17:53	3:53:47.538
39	1	4:14.306B	37.756	1:31.700	2:04.850		4.401	23.994		294.0	17:58	3:58:01.844

53	RAM Racing											Ferrari 458 Italia
	1. Johnny MOWLEM											LMGTE Am
	2. Archie HAMILTON											

1	1	17:55.969	...	1:36.362	1:52.638	4.015		21.813	7.008	192.5	14:17	17:55.969
---	---	-----------	-----	----------	----------	-------	--	--------	-------	-------	-------	-----------



24h LE MANS



TEST DAY 24 HEURES DU MANS 2014 Test Practice 2

Sector Analysis

■ Personal Best ■ Session Best B Crossing the finish line in pit lane

Lap	D	Time	Sector 1	Sector 2	Sector 3	T6	T7	Porsche	Ford	T. Spd	Hour	Elapsed
2	1	4:01.057	38.528	1:32.117	1:50.412	4.038	4.471	20.525	7.010	290.8	14:21	21:57.026
3	1	4:07.562B	38.280	1:32.322	1:56.960		4.473	20.944		291.6	14:26	26:04.588
4	2	6:38.235	3:06.368	1:35.564	1:56.303	4.093		23.660	7.323	284.7	14:32	32:42.823
5	2	4:02.979	38.384	1:32.677	1:51.918	4.243	4.498	21.407	6.948	290.0	14:36	36:45.802
6	2	4:02.206	38.028	1:32.591	1:51.587	4.071	4.524	21.157	6.944	288.5	14:40	40:48.008
7	2	4:04.085	38.386	1:32.612	1:53.087	4.285	4.485	21.565	7.117	290.0	14:44	44:52.093
8	2	4:22.782B	39.573	1:32.842	2:10.367		4.535	26.956		288.5	14:49	49:14.875
9	2	10:01.397	6:29.518	1:37.608	1:54.271	4.131		22.060	7.057	274.6	14:59	59:16.272
10	2	4:05.400	38.718	1:33.518	1:53.164	4.085	4.489	21.882	7.239	289.3	15:03	1:03:21.672
11	2	4:13.908	38.490	1:36.257	1:59.161	4.056	4.502	22.542	7.121	286.2	15:07	1:07:35.580
12	2	4:04.200	38.559	1:33.456	1:52.185	4.133	4.485	21.419	7.053	289.3	15:11	1:11:39.780
13	2	4:03.372	38.491	1:32.734	1:52.147	4.065	4.477	21.539	7.007	290.0	15:15	1:15:43.152
14	2	4:03.388	38.448	1:32.988	1:51.952	4.058	4.455	21.339	6.961	289.3	15:19	1:19:46.540
15	2	5:02.577	39.480	2:30.237	1:52.860	4.048	4.472	21.527	7.083	96.5	15:24	1:24:49.117
16	2	4:04.327	38.260	1:32.851	1:53.216	4.016	4.469	21.937	7.072	290.0	15:28	1:28:53.444
17	2	4:03.524	39.152	1:32.916	1:51.456	4.064	4.441	21.267	6.948	288.5	15:32	1:32:56.968
18	2	4:05.199	38.508	1:32.990	1:53.701	4.093	4.470	21.676	7.076	287.7	15:37	1:37:02.167
19	2	4:03.094	38.567	1:32.948	1:51.579	4.002	4.474	21.156	6.971	289.3	15:41	1:41:05.261
20	2	4:05.079	40.526	1:32.895	1:51.658	4.031	4.453	21.333	7.014	290.0	15:45	1:45:10.340
21	2	4:12.756B	38.696	1:33.292	2:00.768		4.450	21.936		290.0	15:49	1:49:23.096
22	2	27:23.708	...	1:35.400	1:52.058	4.149		21.263	7.033	238.3	16:16	2:16:46.804
23	2	4:02.603	38.468	1:32.611	1:51.524	4.087	4.505	21.126	6.835	288.5	16:20	2:20:49.407
24	2	4:00.800	37.930	1:32.198	1:50.672	4.185	4.476	20.610	7.177	290.0	16:24	2:24:50.207
25	2	4:03.487	38.924	1:32.672	1:51.891	4.510	4.497	20.820	7.425	290.0	16:28	2:28:53.694
26	2	4:05.378	38.336	1:33.285	1:53.757	4.056	4.567	21.603	7.003	286.9	16:32	2:32:59.072
27	2	4:01.413	38.256	1:32.648	1:50.509	4.085	4.459	20.702	6.835	289.3	16:37	2:37:00.485
28	2	4:07.811	38.509	1:32.872	1:56.430	4.085	4.467	22.414	7.527	291.6	16:41	2:41:08.296
29	2	4:17.925B	39.023	1:34.132	2:04.770		4.459	21.625		290.8	16:45	2:45:26.221
30	2	28:37.445B	...	1:35.309	2:05.274			24.699		285.4	17:14	3:14:03.666
31	1	8:16.404B	4:33.049	1:37.030	2:06.325			25.161		293.2	17:22	3:22:20.070
32	1	7:13.024	3:47.320	1:34.137	1:51.567	4.001		20.933	7.264	268.4	17:29	3:29:33.094
33	1	4:56.023B	44.687	1:42.820	2:28.516		4.444	23.124		239.9	17:34	3:34:29.117
34	1	5:54.005	2:28.309	1:32.813	1:52.883	4.025		20.663	8.814	286.2	17:40	3:40:23.122
35	1	4:00.098	38.124	1:31.927	1:50.047	4.161	4.449	20.613	7.019	293.2	17:44	3:44:23.220
36	1	4:00.136	38.470	1:31.690	1:49.976	4.041	4.479	20.438	7.136	294.0	17:48	3:48:23.356
37	1	3:59.248	38.127	1:31.434	1:49.687	3.996	4.446	20.638	6.908	293.2	17:52	3:52:22.604
38	1	4:00.310	38.051	1:31.713	1:50.546	3.975	4.440	20.640	7.252	294.0	17:56	3:56:22.914
39	1	4:21.904B	38.316	1:32.425	2:11.163		4.433	23.493		293.2	18:00	4:00:44.818

55

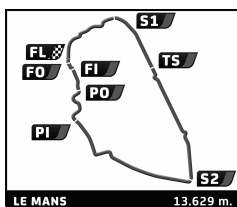
AF Corse
1. Duncan CAMERON

Ferrari 458 Italia
LMGTE Am

1	1	20:18.975	...	1:50.871	2:06.422	4.228		24.977	9.732	214.2	14:20	20:18.975
2	1	4:23.740	40.701	1:41.042	2:01.997	4.207	4.564	24.777	8.883	281.0	14:24	24:42.715
3	1	6:03.538B	1:20.455	2:05.378	2:37.705		4.528	30.810		185.9	14:30	30:46.253
4	1	8:28.893	4:50.529	1:39.777	1:58.587	4.069		22.939	8.276	235.7	14:39	39:15.146
5	1	4:13.196	39.621	1:35.041	1:58.534	4.046	4.522	22.999	8.026	282.5	14:43	43:28.342
6	1	4:10.897	39.484	1:34.833	1:56.580	4.112	4.502	23.031	7.767	281.7	14:47	47:39.239
7	1	4:12.675	40.335	1:35.882	1:56.458	4.143	4.507	22.731	7.899	273.2	14:51	51:51.914
8	1	4:11.111	39.357	1:35.423	1:56.331	4.181	4.522	22.684	7.795	280.3	14:56	56:03.025
9	1	4:30.143B	39.279	1:42.951	2:07.913		4.524	23.405		279.5	15:00	1:00:33.168
10	1	1:21:04.839	...	1:39.762	2:00.212	4.268		23.593	8.145	255.1	16:21	2:21:38.007
11	1	4:19.550	40.079	1:40.348	1:59.123	4.134	4.564	24.185	8.154	282.5	16:25	2:25:57.557
12	1	4:14.678	39.973	1:37.083	1:57.622	4.070	4.525	23.052	7.819	267.1	16:30	2:30:12.235
13	1	4:12.794	39.392	1:35.786	1:57.616	4.193	4.507	23.050	7.801	281.0	16:34	2:34:25.029
14	1	4:12.198	39.849	1:36.164	1:56.185	4.098	4.533	22.819	7.857	280.3	16:38	2:38:37.227
15	1	4:12.882	39.770	1:35.516	1:57.596	4.090	4.517	22.775	8.071	281.7	16:42	2:42:50.109
16	1	4:55.141B	40.837	1:39.303	2:35.001		4.506	30.386		278.8	16:47	2:47:45.250



24h LE MANS



TEST DAY 24 HEURES DU MANS 2014 Test Practice 2

Sector Analysis

■ Personal Best ■ Session Best B Crossing the finish line in pit lane

Lap	D	Time	Sector 1	Sector 2	Sector 3	T6	T7	Porsche	Ford	T. Spd	Hour	Elapsed
17	1	12:11.377	8:32.460	1:37.885	2:01.032	4.080		23.528	7.911	271.8	16:59	2:59:56.627
18	1	4:09.269	39.644	1:34.635	1:54.990	4.043	4.485	22.994	7.566	282.5	17:04	3:04:05.896
19	1	4:08.608	38.986	1:34.329	1:55.293	4.080	4.489	22.404	7.430	282.5	17:08	3:08:14.504
20	1	4:11.328	39.133	1:35.752	1:56.443	4.043	4.501	22.446	7.902	281.7	17:12	3:12:25.832
21	1	4:10.328	39.339	1:34.114	1:56.875	4.022	4.500	22.396	7.521	282.5	17:16	3:16:36.160
22	1	4:36.915B	39.174	1:37.586	2:20.155		4.480	28.494		283.2	17:21	3:21:13.075

58	Team Sofrev ASP											Ferrari 458 Italia
	1. Fabien BARTHEZ	3. Soheil AYARI										LMGTE Am
	2. Anthony PONS											

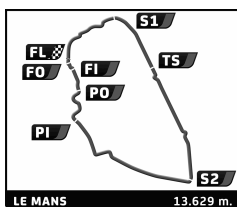
1	3	44:34.989	...	1:41.502	1:57.782	4.186		22.629	7.709	240.4	14:44	44:34.989
2	3	4:21.053B	38.418	1:36.076	2:06.559		4.499	25.240		290.0	14:48	48:56.042
3	3	19:23.273	...	1:40.377	1:59.715	4.052		22.748	7.668	239.9	15:08	1:08:19.315
4	3	4:03.969	38.535	1:32.984	1:52.450	3.984	4.464	21.281	7.301	290.0	15:12	1:12:23.284
5	3	4:01.857	38.395	1:32.788	1:50.674	3.932	4.417	21.176	7.109	291.6	15:16	1:16:25.141
6	3	4:20.356B	39.916	1:37.420	2:03.020		4.394	22.343		287.7	15:20	1:20:45.497
7	3	14:43.051	...	1:34.874	1:52.737	3.946		21.488	7.298	277.4	15:35	1:35:28.548
8	3	4:00.953	37.961	1:31.528	1:51.464	4.097	4.432	21.260	7.205	292.4	15:39	1:39:29.501
9	3	4:00.053	38.167	1:31.681	1:50.205	3.949	4.472	20.826	7.153	290.8	15:43	1:43:29.554
10	3	3:59.246	37.905	1:31.360	1:49.981	3.942	4.419	20.774	7.121	292.4	15:47	1:47:28.800
11	3	4:18.474B	37.809	1:34.774	2:05.891		4.412	22.897		282.5	15:51	1:51:47.274
12	2	21:17.647	...	1:37.333	1:58.054	4.133		23.262	7.763	272.5	16:13	2:13:04.921
13	2	4:08.412	39.138	1:34.254	1:55.020	4.141	4.490	22.378	7.454	289.3	16:17	2:17:13.333
14	2	4:10.890	42.682	1:34.457	1:53.751	4.080	4.493	22.265	7.302	221.2	16:21	2:21:24.223
15	2	4:06.408	39.184	1:34.099	1:53.125	4.081	4.456	22.034	7.239	292.4	16:25	2:25:30.631
16	2	4:10.000	38.989	1:34.785	1:56.226	4.051	4.447	22.499	8.307	289.3	16:29	2:29:40.631
17	2	4:10.868	39.403	1:33.142	1:58.323	4.103	4.438	22.583	7.555	290.8	16:33	2:33:51.499
18	2	4:14.475B	39.050	1:33.800	2:01.625		4.453	22.221		289.3	16:38	2:38:05.974
19	2	5:24.388	1:56.336	1:33.710	1:54.342	4.042		21.938	7.596	287.7	16:43	2:43:30.362
20	2	4:30.031B	38.180	1:38.579	2:13.272		4.438	26.312		286.9	16:48	2:48:00.393
21	2	11:18.048	7:48.551	1:35.744	1:53.753	4.030		21.909	7.779	257.0	16:59	2:59:18.441
22	2	4:03.162	38.438	1:32.776	1:51.948	4.003	4.429	21.323	7.233	288.5	17:03	3:03:21.603
23	2	4:03.959	38.491	1:34.003	1:51.465	4.016	4.429	21.273	7.210	267.8	17:07	3:07:25.562
24	2	4:13.148B	38.461	1:33.571	2:01.116		4.429	22.044		290.8	17:11	3:11:38.710
25	1	6:55.708	3:12.726	1:42.256	2:00.726	4.224		24.416	8.149	245.3	17:18	3:18:34.418
26	1	4:12.951	39.891	1:34.716	1:58.344	4.108	4.514	23.013	9.404	286.9	17:22	3:22:47.369
27	1	4:17.242	40.506	1:37.903	1:58.833	4.315	4.480	24.093	7.945	289.3	17:27	3:27:04.611
28	1	4:48.101B	40.751	1:37.889	2:29.461		4.538	28.628		286.2	17:31	3:31:52.712
29	1	18:42.272	...	1:50.389	2:15.917	4.377		28.962	8.427	222.6	17:50	3:50:34.984
30	1	4:19.123	41.729	1:38.449	1:58.945	4.259	4.624	23.883	7.890	238.8	17:54	3:54:54.107
31	1	4:36.985B	40.155	1:35.457	2:21.373		4.515	28.854		288.5	17:59	3:59:31.092

60	AF Corse											Ferrari 458 Italia
	1. Peter MANN	2. Raffaele GIAMMARIA										LMGTE Am

1	1	18:16.348B	...	2:53.012	2:25.847			29.343		255.7	14:18	18:16.348
2	1	5:51.758	2:02.494	1:41.371	2:07.893	4.314		25.971	8.636	258.2	14:24	24:08.106
3	1	9:30.305B	44.885	1:39.362	7:06.058		4.565	5:11.549		283.9	14:33	33:38.411
4	1	13:57.522	...	1:40.225	2:03.353	4.351		25.715	8.007	253.3	14:47	47:35.933
5	1	4:25.802	43.233	1:39.440	2:03.129	4.302	4.565	25.161	8.079	256.4	14:52	52:01.735
6	1	4:20.925	42.022	1:37.410	2:01.493	4.334	4.552	24.991	7.725	281.7	14:56	56:22.660
7	1	4:20.136	41.593	1:36.817	2:01.726	4.253	4.552	24.447	7.855	283.2	15:00	1:00:42.796
8	1	4:19.282	41.650	1:36.555	2:01.077	4.307	4.548	24.943	7.597	283.2	15:05	1:05:02.078
9	1	4:30.189B	41.591	1:35.877	2:12.721		4.568	25.186		282.5	15:09	1:09:32.267
10	1	38:38.632	...	1:46.912	2:05.462	4.412		26.740	8.193	283.9	15:48	1:48:10.899
11	1	4:30.140	42.989	1:42.814	2:04.337	4.246	4.677	25.284	7.953	276.0	15:52	1:52:41.039
12	1	5:11.215B	43.418	1:59.996	2:27.801		4.541	28.514		198.1	15:57	1:57:52.254
13	1	18:17.622	...	1:41.915	2:03.992	4.328		26.193	8.081	279.5	16:16	2:16:09.876
14	1	4:21.574	42.327	1:37.413	2:01.834	4.230	4.543	25.044	7.668	281.7	16:20	2:20:31.450



24h LE MANS



TEST DAY 24 HEURES DU MANS 2014 Test Practice 2

Sector Analysis

■ Personal Best ■ Session Best B Crossing the finish line in pit lane

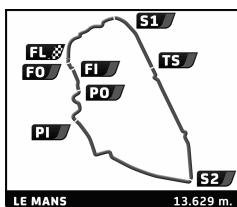
Lap	D	Time	Sector 1	Sector 2	Sector 3	T6	T7	Porsche	Ford	T. Spd	Hour	Elapsed
15	1	4:19.981	41.714	1:38.662	1:59.605	4.237	4.537	24.163	8.035	282.5	16:24	2:24:51.431
16	1	4:17.362	40.825	1:36.267	2:00.270	4.219	4.513	24.059	8.560	283.2	16:29	2:29:08.793
17	1	4:14.324	40.132	1:36.661	1:57.531	4.360	4.498	23.735	7.505	282.5	16:33	2:33:23.117
18	1	4:30.521 B	40.758	1:38.717	2:11.046		4.545	24.522		284.7	16:37	2:37:53.638
19	1	23:31.359 B	...	1:39.495	2:15.487			28.151		267.1	17:01	3:01:24.997
20	2	31:27.289 B	...	1:35.066	2:12.782			24.331		283.9	17:32	3:32:52.286
21	2	7:25.623	3:57.526	1:33.313	1:54.784	3.949		22.020	8.252	289.3	17:40	3:40:17.909
22	2	4:02.387	37.875	1:31.790	1:52.722	3.905	4.433	21.596	7.216	289.3	17:44	3:44:20.296
23	2	3:58.565	37.523	1:31.521	1:49.521	4.004	4.420	20.523	6.825	290.0	17:48	3:48:18.861
24	2	3:59.549	37.546	1:31.641	1:50.362	3.912	4.448	20.484	7.064	288.5	17:52	3:52:18.410
25	2	3:58.852	37.405	1:31.178	1:50.269	3.951	4.415	21.060	6.899	290.8	17:56	3:56:17.262
26	2	4:23.345 B	37.333	1:34.547	2:11.465		4.429	24.442		286.9	18:00	4:00:40.607

61	AF Corse			Ferrari 458 Italia
	1. Luis PEREZ COMPANC 2. Marco CIOCI	3. Mirko VENTURI		LMGTE Am

1	2	9:27.036	5:58.712	1:35.536	1:52.788	3.995		21.807	7.119	269.8	14:09	9:27.036
2	2	4:02.786	38.010	1:31.951	1:52.825	4.001	4.430	20.912	6.760	286.9	14:13	13:29.822
3	2	3:59.056	37.696	1:31.491	1:49.869	3.964	4.427	20.774	6.853	290.0	14:17	17:28.878
4	2	4:08.605 B	37.610	1:31.525	1:59.470		4.424	21.506		289.3	14:21	21:37.483
5	2	6:17.879	2:54.820	1:32.362	1:50.697	3.982		20.969	6.834	289.3	14:27	27:55.362
6	2	3:59.755	37.561	1:31.559	1:50.635	4.072	4.417	21.494	6.817	291.6	14:31	31:55.117
7	2	4:13.564 B	39.587	1:32.785	2:01.192		4.435	21.508		273.9	14:36	36:08.681
8	2	6:08.631	2:42.099	1:32.318	1:54.214	3.917		21.237	7.411	286.2	14:42	42:17.312
9	2	3:59.076	37.514	1:31.519	1:50.043	3.953	4.422	20.670	6.892	292.4	14:46	46:16.388
10	2	3:58.440	37.545	1:31.250	1:49.645	3.999	4.419	20.637	6.889	291.6	14:50	50:14.828
11	2	4:23.009 B	38.869	1:34.230	2:09.910		4.542	24.547		289.3	14:54	54:37.837
12	1	6:28.842	2:59.237	1:34.848	1:54.757	3.975		21.823	7.586	290.0	15:01	1:01:06.679
13	1	4:04.006	38.404	1:33.102	1:52.500	3.948	4.452	21.337	7.351	289.3	15:05	1:05:10.685
14	1	4:04.911	38.394	1:32.411	1:54.106	3.915	4.444	21.266	7.270	292.4	15:09	1:09:15.596
15	1	4:05.148	38.326	1:32.259	1:54.563	4.087	4.418	23.862	7.213	284.7	15:13	1:13:20.744
16	1	4:05.446	39.433	1:32.722	1:53.291	3.934	4.457	21.572	7.265	289.3	15:17	1:17:26.190
17	1	4:06.486	38.886	1:33.970	1:53.630	3.912	4.414	21.294	7.231	289.3	15:21	1:21:32.676
18	1	4:01.985	38.155	1:32.276	1:51.554	3.919	4.420	21.105	7.096	291.6	15:25	1:25:34.661
19	1	4:01.391	38.093	1:32.112	1:51.186	3.984	4.407	21.072	7.250	290.8	15:29	1:29:36.052
20	1	4:01.883	38.943	1:32.107	1:50.833	3.916	4.406	20.903	7.165	290.8	15:33	1:33:37.935
21	1	4:03.698	38.075	1:31.470	1:54.153	3.884	4.409	21.675	7.295	293.2	15:37	1:37:41.633
22	1	4:01.154	38.102	1:31.842	1:51.210	3.877	4.392	21.021	7.125	292.4	15:41	1:41:42.787
23	1	3:59.794	37.839	1:31.601	1:50.354	3.922	4.389	20.822	6.936	291.6	15:45	1:45:42.581
24	1	4:07.902 B	37.772	1:31.447	1:58.683		4.398	21.154		290.8	15:49	1:49:50.483
25	3	6:45.276 B	2:45.998	1:40.491	2:18.787			26.853		291.6	15:56	1:56:35.759
26	3	16:35.145	...	1:34.842	1:57.828	3.963		22.349	8.514	280.3	16:13	2:13:10.904
27	3	4:02.469	38.162	1:31.977	1:52.330	3.887	4.425	21.409	7.060	290.8	16:17	2:17:13.373
28	3	4:00.396	38.387	1:31.828	1:50.181	4.196	4.394	20.741	7.001	291.6	16:21	2:21:13.769
29	3	4:00.750	38.433	1:31.545	1:50.772	3.914	4.481	20.804	7.176	291.6	16:25	2:25:14.519
30	3	4:02.049	37.862	1:34.347	1:49.840	3.933	4.413	20.644	6.848	289.3	16:29	2:29:16.568
31	3	3:58.840	37.411	1:31.110	1:50.319	3.999	4.394	21.247	6.778	294.8	16:33	2:33:15.408
32	3	4:00.566	37.992	1:32.792	1:49.782	4.000	4.427	20.483	6.760	283.2	16:37	2:37:15.974
33	3	3:59.870	37.701	1:32.824	1:49.345	4.027	4.423	20.354	6.925	288.5	16:41	2:41:15.844
34	3	4:11.883 B	37.782	1:33.847	2:00.254		4.433	20.612		286.2	16:45	2:45:27.727
35	3	14:02.500 B	...	1:37.671	2:05.007			22.051		253.9	16:59	2:59:30.227
36	1	6:18.490	2:51.664	1:33.670	1:53.156	3.969		21.583	7.404	288.5	17:05	3:05:48.717
37	1	4:02.143	38.150	1:32.614	1:51.379	3.844	4.429	21.095	7.106	289.3	17:09	3:09:50.860
38	1	4:03.524	38.023	1:32.706	1:52.795	3.883	4.391	22.154	7.107	290.0	17:13	3:13:54.384
39	1	4:01.567	38.249	1:32.227	1:51.091	3.909	4.398	20.838	7.159	292.4	17:17	3:17:55.951
40	1	4:02.309	38.294	1:32.997	1:51.018	3.883	4.394	20.851	7.122	290.8	17:21	3:21:58.260
41	1	4:00.757	38.218	1:31.804	1:50.735	3.929	4.392	20.967	7.145	294.8	17:25	3:25:59.017
42	1	4:10.993 B	37.858	1:31.228	2:01.907		4.405	20.923		294.0	17:30	3:30:10.010



24h LE MANS



TEST DAY 24 HEURES DU MANS 2014 Test Practice 2

Sector Analysis

■ Personal Best ■ Session Best ■ Crossing the finish line in pit lane

Lap	D	Time	Sector 1	Sector 2	Sector 3	T6	T7	Porsche	Ford	T. Spd	Hour	Elapsed
43	1	10:50.581	7:23.395	1:35.516	1:51.670	3.983		21.027	7.223	285.4	17:41	3:41:00.591
44	1	4:01.998	37.969	1:32.326	1:51.703	3.933	4.406	20.951	7.314	290.0	17:45	3:45:02.589
45	1	4:16.924 B	38.005	1:36.144	2:02.775		4.383	22.171		291.6	17:49	3:49:19.513

62	AF Corse											Ferrari 458 Italia	
	1.Yannick MALLEGOL		3.Howard BLANK									LMGTE Am	
	2.Jean-Marc BACHELIER												

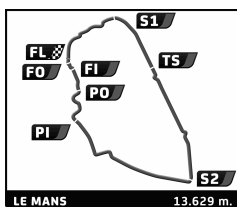
1	1	22:57.792	...	1:42.068	2:02.734	4.295		25.904	8.222	245.3	14:22	22:57.792
2	1	4:18.950	42.957	1:37.063	1:58.930	4.136	4.575	24.124	8.307	264.5	14:27	27:16.742
3	1	4:15.956	40.525	1:35.712	1:59.719	4.107	4.523	23.865	8.001	283.9	14:31	31:32.698
4	1	4:13.553	40.410	1:35.353	1:57.790	4.103	4.533	23.283	7.808	285.4	14:35	35:46.251
5	1	4:12.276	39.772	1:35.478	1:57.026	4.196	4.532	22.810	7.725	282.5	14:39	39:58.527
6	1	4:29.773 B	42.482	1:36.516	2:10.775		4.556	24.303		284.7	14:44	44:28.300
7	3	7:37.572	3:49.155	1:42.311	2:06.106	4.444		27.039	8.384	270.4	14:52	52:05.872
8	3	4:22.534	41.537	1:37.504	2:03.493	4.331	4.608	25.965	8.325	282.5	14:56	56:28.406
9	3	4:46.511	1:01.445	1:39.730	2:05.336	4.256	4.577	25.906	8.087	281.0	15:01	1:01:14.917
10	3	4:48.668 B	42.367	1:45.817	2:20.484		4.570	26.252		284.7	15:06	1:06:03.585
11	3	18:26.270	...	3:04.121	2:06.603	4.269		26.652	8.311	55.8	15:24	1:24:29.855
12	3	4:31.791	44.102	1:42.131	2:05.558	4.559	4.600	26.015	8.830	281.7	15:29	1:29:01.646
13	3	4:25.082	42.075	1:40.018	2:02.989	4.183	4.610	25.034	8.088	202.6	15:33	1:33:26.728
14	3	4:22.818	42.041	1:36.535	2:04.242	4.238	4.530	24.989	8.011	285.4	15:37	1:37:49.546
15	3	5:03.689 B	42.069	1:38.424	2:43.196		4.550	25.917		285.4	15:42	1:42:53.235
16	3	10:46.173	7:00.136	1:40.887	2:05.150	4.807		26.044	8.789	281.0	15:53	1:53:39.408
17	3	5:50.503 B	52.550	2:28.973	2:28.980		6.013	25.923		142.7	15:59	1:59:29.911
18	2	13:49.090	9:55.962	1:44.793	2:08.335	4.343		25.638	8.489	246.4	16:13	2:13:19.001
19	2	4:20.467	41.444	1:38.096	2:00.927	4.336	4.577	24.356	8.401	275.3	16:17	2:17:39.468
20	2	4:23.036	42.231	1:37.786	2:03.019	4.219	4.570	24.455	8.385	271.1	16:22	2:22:02.504
21	2	4:34.362 B	41.627	1:38.385	2:14.350		4.536	24.900		275.3	16:26	2:26:36.866
22	1	7:55.393	4:05.551	1:41.727	2:08.115	4.189		26.347	8.309	281.7	16:34	2:34:32.259
23	1	4:13.302	40.114	1:35.312	1:57.876	4.093	4.533	23.259	7.700	284.7	16:38	2:38:45.561
24	1	4:15.818	40.796	1:37.152	1:57.870	4.165	4.496	24.392	7.706	284.7	16:43	2:43:01.379
25	1	4:52.452 B	39.979	1:41.833	2:30.640		4.514	28.679		284.7	16:47	2:47:53.831
26	2	12:19.449	8:37.749	1:39.058	2:02.642	4.216		24.555	8.209	276.0	17:00	3:00:13.280
27	2	4:18.339	41.298	1:36.343	2:00.698	4.208	4.538	24.298	8.128	285.4	17:04	3:04:31.619
28	2	4:20.198	43.462	1:36.808	1:59.928	4.181	4.536	23.650	8.144	281.0	17:08	3:08:51.817
29	2	4:30.427 B	40.997	1:38.640	2:10.790		4.531	25.687		280.3	17:13	3:13:22.244
30	2	7:18.534	3:36.924	1:40.605	2:01.005	4.299		24.670	8.651	283.9	17:20	3:20:40.778
31	2	4:43.701 B	43.244	1:43.042	2:17.415		4.543	24.522		244.8	17:25	3:25:24.479
32	2	23:51.534 B	...	2:12.243	2:41.006			29.191		180.3	17:49	3:49:16.013
33	2	7:18.534 B	2:45.891	2:00.244	2:32.399			27.027		188.8	17:56	3:56:34.547

66	JMW Motorsport											Ferrari 458 Italia	
	1.Abdulaziz ALFAISAL		3.Spencer PUMPELLY									LMGTE Am	
	2.Seth NEIMAN												

1	2	11:50.470	8:11.234	1:38.448	2:00.788	4.146		24.348	8.597	247.6	14:11	11:50.470
2	2	4:18.820	42.034	1:36.799	1:59.987	4.177	4.491	23.692	9.054	273.9	14:16	16:09.290
3	2	4:17.160	40.554	1:35.898	2:00.708	4.154	4.510	24.950	8.284	282.5	14:20	20:26.450
4	2	4:15.104	40.697	1:35.498	1:58.909	4.084	4.493	24.416	8.227	284.7	14:24	24:41.554
5	2	4:14.150	39.960	1:34.819	1:59.371	4.147	4.475	25.529	7.992	289.3	14:28	28:55.704
6	2	4:15.094	40.259	1:36.506	1:58.329	4.147	4.509	24.260	8.050	277.4	14:33	33:10.798
7	2	4:16.521	39.972	1:34.600	2:01.949	4.060	4.499	23.359	7.971	288.5	14:37	37:27.319
8	2	4:11.483	39.328	1:35.466	1:56.689	4.102	4.461	23.004	8.032	286.2	14:41	41:38.802
9	2	4:55.821 B	39.573	1:45.873	2:30.375		4.492	28.197		285.4	14:46	46:34.623
10	1	15:40.461 B	...	1:35.845	2:06.666			24.780		268.4	15:02	1:02:15.084
11	1	5:25.578	1:59.919	1:32.672	1:52.987	3.978		22.256	7.494	288.5	15:07	1:07:40.662
12	1	4:01.211	38.160	1:31.747	1:51.304	3.932	4.435	21.704	7.304	290.0	15:11	1:11:41.873
13	1	4:03.514	38.034	1:31.941	1:53.539	5.071	4.398	21.772	7.387	291.6	15:15	1:15:45.387
14	1	4:17.494 B	41.258	1:32.426	2:03.810		4.691	21.965		287.7	15:20	1:20:02.881
15	1	28:27.051	...	1:33.856	1:53.961	4.003		22.580	7.448	289.3	15:48	1:48:29.932



24h LE MANS



TEST DAY 24 HEURES DU MANS 2014 Test Practice 2

Sector Analysis

■ Personal Best ■ Session Best B Crossing the finish line in pit lane

Lap	D	Time	Sector 1	Sector 2	Sector 3	T6	T7	Porsche	Ford	T. Spd	Hour	Elapsed
16	1	4:04.272	38.518	1:32.901	1:52.853	3.978	4.472	21.848	7.322	287.7	15:52	1:52:34.204
17	1	5:10.220B	38.457	2:01.551	2:30.212		4.460	27.296		286.2	15:57	1:57:44.424
18	1	15:12.464	...	1:36.860	1:56.091	4.016		23.115	7.696	236.2	16:12	2:12:56.888
19	1	4:04.910	38.779	1:32.779	1:53.352	3.952	4.438	21.861	7.369	287.7	16:17	2:17:01.798
20	1	4:04.508	38.487	1:32.836	1:53.185	4.003	4.428	21.915	7.422	286.2	16:21	2:21:06.306
21	1	4:03.572	38.871	1:32.769	1:51.932	3.957	4.454	21.460	7.349	286.9	16:25	2:25:09.878
22	1	4:02.859	38.213	1:33.068	1:51.578	3.953	4.432	21.534	7.165	287.7	16:29	2:29:12.737
23	1	4:03.575	38.381	1:32.904	1:52.290	4.044	4.425	21.416	7.383	290.8	16:33	2:33:16.312
24	1	4:16.480B	39.273	1:35.895	2:01.312		4.430	22.161		286.2	16:37	2:37:32.792
25	3	7:07.962B	3:28.547	1:37.373	2:02.042			21.440		283.9	16:44	2:44:40.754

67

IMSA Performance Matmut
1.Erik MARIS
2.Eric HELARY

Porsche 911 GT3 RSR
LMGTE Am

1	2	1:33:17.815	...	1:53.198	2:15.376	4.187		28.299	8.431	180.3	15:33	1:33:17.815
2	2	4:47.362B	43.486	1:41.817	2:22.059		4.782	27.423		222.6	15:38	1:38:05.177
3	2	4:39.478	1:01.504	1:38.731	1:59.243	3.996		23.599	7.760	252.2	15:42	1:42:44.655
4	2	4:26.906B	40.176	1:38.172	2:08.558		4.478	24.400		263.2	15:47	1:47:11.561
5	2	25:54.692	...	1:36.835	1:58.503	4.034		23.782	7.293	274.6	16:13	2:13:06.253
6	2	4:08.029	39.076	1:33.635	1:55.318	3.966	4.463	23.090	7.239	286.2	16:17	2:17:14.282
7	2	4:07.111	40.125	1:33.435	1:53.551	4.132	4.423	21.983	7.196	279.5	16:21	2:21:21.393
8	2	4:03.949	38.667	1:33.136	1:52.146	4.003	4.489	21.597	7.386	286.9	16:25	2:25:25.342
9	2	4:18.314B	39.369	1:35.070	2:03.875		4.443	24.297		285.4	16:29	2:29:43.656
10	1	6:05.086	2:27.750	1:37.484	1:59.852	4.258		23.868	8.540	280.3	16:35	2:35:48.742
11	1	4:17.826	41.560	1:37.130	1:59.136	4.225	4.559	23.314	8.354	280.3	16:40	2:40:06.568
12	1	4:16.551	41.674	1:36.339	1:58.538	4.167	4.551	23.557	8.264	284.7	16:44	2:44:23.119
13	1	5:00.599B	40.754	1:58.913	2:20.932		4.507	26.623		178.2	16:49	2:49:23.718
14	1	10:06.366	6:29.367	1:38.733	1:58.266	4.151		23.241	8.257	282.5	16:59	2:59:30.084
15	1	4:16.793	40.663	1:36.534	1:59.596	4.196	4.551	23.248	8.907	283.2	17:03	3:03:46.877
16	1	4:15.694	40.507	1:37.875	1:57.312	4.185	4.529	23.237	8.007	287.7	17:08	3:08:02.571
17	1	4:13.834	40.969	1:35.883	1:56.982	4.064	4.518	22.845	8.049	285.4	17:12	3:12:16.405
18	1	4:14.326	40.460	1:36.112	1:57.754	4.165	4.499	22.894	8.050	283.9	17:16	3:16:30.731
19	1	4:15.450	41.202	1:36.467	1:57.781	4.084	4.516	23.144	8.120	284.7	17:20	3:20:46.181
20	1	4:27.864	40.855	1:36.100	2:10.909	4.227	4.527	24.076	8.573	278.1	17:25	3:25:14.045
21	1	4:17.473	42.298	1:36.786	1:58.389	4.058	4.530	23.477	8.139	276.0	17:29	3:29:31.518
22	1	4:55.299B	43.545	1:45.106	2:26.648		4.463	24.978		251.0	17:34	3:34:26.817
23	1	7:42.864	4:02.758	1:40.768	1:59.338	4.059		23.621	8.181	284.7	17:42	3:42:09.681
24	1	4:23.029B	40.933	1:36.948	2:05.148		4.452	23.405		285.4	17:46	3:46:32.710
25	1	4:54.288	1:20.397	1:36.047	1:57.844	4.074		23.248	8.055	282.5	17:51	3:51:26.998
26	1	4:16.090	40.908	1:36.693	1:58.489	4.139	4.455	23.613	7.817	283.9	17:55	3:55:43.088
27	1	4:50.284B	40.392	1:37.574	2:32.318		4.461	30.171		283.9	18:00	4:00:33.372

70

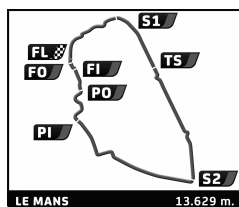
Team Taisan
1.Martin RICH
2.Shinji NAKANO

Ferrari 458 Italia
LMGTE Am

1	1	36:59.213	...			3.993		21.287	7.549	273.9	14:36	36:59.213
2	1	4:03.399	38.175	1:33.360	1:51.864	3.922	4.444	20.818	7.126	287.7	14:41	41:02.612
3	1	4:06.741	40.316			3.946	4.441	21.119	7.199	281.7	14:45	45:09.353
4	1	4:10.865B	38.328	1:33.410	1:59.127		4.450	20.774			14:49	49:20.218
5	1	11:50.326	8:19.723			4.046		23.615	7.245	288.5	15:01	1:01:10.544
6	1	4:04.320	38.771			3.985	4.526	20.970	7.154	285.4	15:05	1:05:14.864
7	1	4:18.561B	39.911				4.503	22.048			15:09	1:09:33.425
8	2	7:40.675	4:02.693			4.016		22.880	7.973	261.9	15:17	1:17:14.100
9	2	4:07.690	39.125			4.042	4.495	21.469	7.658	281.7	15:21	1:21:21.790
10	2	4:07.423	38.845			4.027	4.525	21.550	7.678	281.7	15:25	1:25:29.213
11	2	4:06.166	38.878			3.989	4.508	21.045	7.497	283.2	15:29	1:29:35.379
12	2	4:10.167	40.738			4.107	4.483	22.467	7.594	283.9	15:33	1:33:45.546
13	2	4:09.046	39.601			4.006	4.518	22.241	7.758	289.3	15:37	1:37:54.592
14	2	4:07.065	38.886	1:34.858	1:53.321	4.048	4.491	22.063	7.331	288.5	15:42	1:42:01.657



24h LE MANS



TEST DAY 24 HEURES DU MANS 2014 Test Practice 2

Sector Analysis

■ Personal Best ■ Session Best B Crossing the finish line in pit lane

Lap	D	Time	Sector 1	Sector 2	Sector 3	T6	T7	Porsche	Ford	T. Spd	Hour	Elapsed
15	2	4:10.181	38.687			3.985	4.501	21.067	7.390	283.9	15:46	1:46:11.838
16	2	4:04.170	38.500			4.011	4.483	21.022	7.247	281.7	15:50	1:50:16.008
17	2	4:39.654 B	39.541					33.930			15:54	1:54:55.662

71	AF Corse											Ferrari 458 Italia
	1.Davide RIGON	3.Olivier BERETTA										LMGTE Pro
	2.James CALADO											

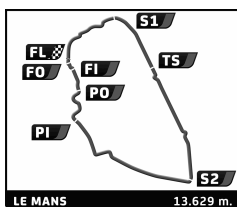
1	1	9:48.889	6:20.939	1:34.493	1:53.457	3.968		22.129	7.313	285.4	14:09	9:48.889
2	1	4:01.821	37.607	1:32.449	1:51.765	3.943	4.431	21.712	7.091	286.2	14:13	13:50.710
3	1	4:02.068	38.503	1:31.852	1:51.713	3.899	4.433	21.678	7.162	290.8	14:17	17:52.778
4	1	4:00.698	37.811	1:31.919	1:50.968	3.935	4.419	21.018	7.091	287.7	14:21	21:53.476
5	1	4:00.284	37.658	1:31.924	1:50.702	3.950	4.417	21.124	7.060	287.7	14:25	25:53.760
6	1	4:15.342 B	37.718	1:33.312	2:04.312		4.416	24.068		290.0	14:30	30:09.102
7	1	7:03.208	3:32.429	1:36.427	1:54.352	3.904		21.230	7.273	286.9	14:37	37:12.310
8	1	4:02.884	37.695	1:33.358	1:51.831	3.943	4.422	21.046	7.151	290.0	14:41	41:15.194
9	1	4:00.013	37.730	1:31.768	1:50.515	3.946	4.444	20.884	7.046	289.3	14:45	45:15.207
10	1	3:59.118	37.593	1:31.145	1:50.380	3.915	4.441	21.153	7.008	290.0	14:49	49:14.325
11	1	4:10.416 B	37.580	1:32.196	2:00.640		4.429	21.562		287.7	14:53	53:24.741
12	1	7:34.393	4:07.772	1:33.423	1:53.198	3.913		21.495	7.257	285.4	15:00	1:00:59.134
13	1	4:10.770 B	37.583	1:31.328	2:01.859		4.445	22.471		287.7	15:05	1:05:09.904
14	2	6:25.517	2:56.632	1:33.220	1:55.665	3.969		20.970	9.157	286.2	15:11	1:11:35.421
15	2	4:01.521	37.779	1:32.383	1:51.359	4.102	4.433	20.629	7.327	286.2	15:15	1:15:36.942
16	2	4:01.246	37.853	1:33.098	1:50.295	4.011	4.462	20.639	7.087	290.0	15:19	1:19:38.188
17	2	5:06.836	37.885	2:38.660	1:50.291	3.996	4.457	20.396	7.256	117.3	15:24	1:24:45.024
18	2	3:58.905	37.739	1:31.209	1:49.957	4.007	4.448	20.827	6.962	287.7	15:28	1:28:43.929
19	2	4:18.628 B	38.937	1:34.779	2:04.912		4.442	20.979		286.2	15:33	1:33:02.557
20	2	6:48.727	3:17.079	1:37.283	1:54.365	4.001		21.304	7.360	260.7	15:39	1:39:51.284
21	2	4:00.745	37.823	1:32.029	1:50.893	4.066	4.470	20.587	7.053	289.3	15:43	1:43:52.029
22	2	4:00.619	38.515	1:32.087	1:50.017	3.993	4.481	20.635	6.944	287.7	15:47	1:47:52.648
23	2	4:02.845	38.030	1:31.794	1:53.021	4.014	4.459	22.415	7.423	287.7	15:51	1:51:55.493
24	2	4:35.572 B	37.957	1:38.377	2:19.238		4.446	26.356		286.9	15:56	1:56:31.065
25	3	52:21.635 B	...	1:39.414	2:13.244			23.702		272.5	16:48	2:48:52.700
26	3	14:02.924	...	1:34.584	1:53.031	4.031		21.440	7.373	282.5	17:02	3:02:55.624
27	3	4:01.706	38.055	1:32.788	1:50.863	4.087	4.462	20.806	7.111	286.2	17:06	3:06:57.330
28	3	4:01.203	38.288	1:32.488	1:50.427	4.060	4.480	20.516	7.031	286.9	17:10	3:10:58.533
29	3	3:59.800	37.920	1:31.902	1:49.978	4.028	4.482	20.433	6.915	286.2	17:14	3:14:58.333
30	3	4:14.881 B	38.951	1:33.397	2:02.533		4.464	23.393		286.2	17:19	3:19:13.214
31	3	6:44.579	3:19.716	1:33.067	1:51.796	3.936		20.960	7.123	284.7	17:25	3:25:57.793
32	3	4:09.582 B	37.775	1:31.765	2:00.042		4.464	20.311		286.9	17:30	3:30:07.375
33	3	11:40.386	8:13.646	1:32.880	1:53.860	3.990		21.135	7.164	283.9	17:41	3:41:47.761
34	3	3:59.624	37.764	1:32.112	1:49.748	3.942	4.466	20.312	6.752	286.2	17:45	3:45:47.385
35	3	3:59.703	37.820	1:31.746	1:50.137	4.167	4.443	20.220	6.940	286.2	17:49	3:49:47.088
36	3	3:59.643	37.916	1:31.739	1:49.988	4.024	4.502	20.393	7.006	290.8	17:53	3:53:46.731
37	3	4:12.725 B	37.414	1:31.601	2:03.710		4.470	22.117		290.8	17:57	3:57:59.456

72	SMP Racing											Ferrari 458 Italia
	1.Andrea BERTOLINI	3.Aleksey BASOV										LMGTE Am
	2.Viktor SHAITAR											

1	1	6:00.855	2:31.181	1:35.986	1:53.688	3.926		21.998	7.429	254.5	14:06	6:00.855
2	1	4:01.925	37.987	1:32.107	1:51.831	4.236	4.450	21.154	7.840	288.5	14:10	10:02.780
3	1	3:59.665	37.733	1:31.796	1:50.136	3.919	4.521	20.889	7.039	287.7	14:14	14:02.445
4	1	4:14.513 B	38.012	1:32.700	2:03.801		4.437	21.672		289.3	14:18	18:16.958
5	1	8:42.868	5:15.199	1:34.869	1:52.800	3.904		21.239	7.139	269.1	14:26	26:59.826
6	1	4:02.615	37.551	1:31.689	1:53.375	3.922	4.423	23.370	7.060	290.0	14:31	31:02.441
7	1	4:00.288	37.577	1:31.776	1:50.935	3.916	4.438	20.864	7.247	288.5	14:35	35:02.729
8	1	4:12.658 B	37.495	1:33.593	2:01.570		4.421	22.188		290.0	14:39	39:15.387
9	1	8:02.179	4:32.508	1:33.707	1:55.964	3.933		22.085	7.908	244.8	14:47	47:17.566
10	1	4:00.414	37.882	1:31.732	1:50.800	4.027	4.435	21.171	6.902	290.0	14:51	51:17.980
11	1	3:59.200	38.022	1:31.331	1:49.847	4.041	4.457	20.611	6.887	290.8	14:55	55:17.180



24h LE MANS



TEST DAY 24 HEURES DU MANS 2014 Test Practice 2

Sector Analysis

■ Personal Best ■ Session Best B Crossing the finish line in pit lane

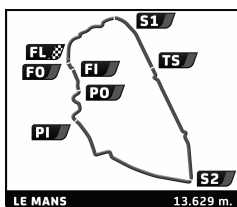
Lap	D	Time	Sector 1	Sector 2	Sector 3	T6	T7	Porsche	Ford	T. Spd	Hour	Elapsed
12	1	4:12.353B	38.244	1:33.770	2:00.339		4.453	21.916		292.4	14:59	59:29.533
13	3	14:01.403	...	1:37.755	1:56.253	4.066		23.244	7.939	222.1	15:13	1:13:30.936
14	3	4:09.980	40.792	1:33.907	1:55.281	4.009	4.479	22.130	7.862	289.3	15:17	1:17:40.916
15	3	4:05.647	38.723	1:33.558	1:53.366	4.029	4.452	21.604	7.663	287.7	15:21	1:21:46.563
16	3	4:06.177	38.882	1:33.720	1:53.575	4.023	4.476	21.716	7.683	288.5	15:25	1:25:52.740
17	3	4:05.622	38.990	1:33.456	1:53.176	4.048	4.474	21.558	7.735	289.3	15:29	1:29:58.362
18	3	4:07.434	39.405	1:33.924	1:54.105	4.016	4.471	22.150	8.252	291.6	15:34	1:34:05.796
19	3	4:06.041	39.092	1:32.940	1:54.009	4.052	4.457	22.145	7.590	291.6	15:38	1:38:11.837
20	3	4:16.545B	38.997	1:33.613	2:03.935		4.470	21.792		290.8	15:42	1:42:28.382
21	3	12:01.333B	8:16.861	1:35.462	2:09.010			22.629		283.9	15:54	1:54:29.715
22	2	19:36.124	...	1:35.546	1:55.837	4.075		23.328	7.352	264.5	16:14	2:14:05.839
23	2	4:06.546	38.779	1:34.323	1:53.444	4.257	4.645	22.044	7.250	290.8	16:18	2:18:12.385
24	2	4:02.866	38.266	1:32.300	1:52.300	3.992	4.523	21.217	7.122	289.3	16:22	2:22:15.251
25	2	4:00.796	38.202	1:31.714	1:50.880	3.979	4.451	20.724	6.952	289.3	16:26	2:26:16.047
26	2	4:00.443	37.810	1:32.116	1:50.517	4.019	4.441	21.068	6.925	289.3	16:30	2:30:16.490
27	2	4:00.556	37.962	1:31.452	1:51.142	3.957	4.447	20.697	6.857	292.4	16:34	2:34:17.046
28	2	4:08.661B	37.865	1:31.725	1:59.071		4.431	20.636		288.5	16:38	2:38:25.707
29	2	5:57.530	2:31.433	1:31.524	1:54.573	4.068		22.819	8.260	291.6	16:44	2:44:23.237
30	2	4:31.849B	37.906	1:42.043	2:11.900		4.458	21.903		222.1	16:48	2:48:55.086
31	2	10:25.007	7:00.149	1:33.080	1:51.778	3.970		21.036	6.967	290.0	16:59	2:59:20.093
32	2	4:01.864	38.021	1:32.169	1:51.674	3.964	4.438	21.045	7.240	291.6	17:03	3:03:21.957
33	2	4:01.021	38.392	1:32.096	1:50.533	3.975	4.441	20.712	6.899	289.3	17:07	3:07:22.978
34	2	4:00.080	37.876	1:31.935	1:50.269	4.001	4.447	20.648	6.832	289.3	17:11	3:11:23.058
35	2	4:14.341B	38.207	1:34.147	2:01.987		4.461	20.546		291.6	17:15	3:15:37.399
36	1	5:36.745B	1:58.834	1:34.485	2:03.426			21.960		287.7	17:21	3:21:14.144
37	1	5:25.684	1:52.632	1:35.179	1:57.873	3.992		23.305	7.844	283.9	17:26	3:26:39.828
38	1	4:17.570B	37.629	1:31.242	2:08.699		4.461	25.203		289.3	17:30	3:30:57.398
39	1	9:26.834	5:46.147	1:34.984	2:05.703	3.902		26.520	7.952	269.8	17:40	3:40:24.232
40	1	3:57.569	37.536	1:30.912	1:49.121	3.926	4.412	20.538	6.864	295.6	17:44	3:44:21.801
41	1	4:06.378B	37.574	1:30.800	1:58.004		4.411	22.126		293.2	17:48	3:48:28.179
42	3	5:58.084	2:29.412	1:34.662	1:54.010	4.018		21.859	7.572	290.8	17:54	3:54:26.263
43	3	4:35.618B	39.059	1:33.318	2:23.241		4.454	33.391		292.4	17:59	3:59:01.881

73	Corvette Racing		Chevrolet Corvette - C7
	1. Jan MAGNUSSEN	3. Jordan TAYLOR	LMGTE Pro
	2. Antonio GARCIA		

1	2	4:20.984	51.215	1:37.843	1:51.926	3.952		20.952	7.045	235.2	14:04	4:20.984
2	2	3:59.766	37.806	1:31.919	1:50.041	4.010	4.450	20.369	6.887	286.2	14:08	8:20.750
3	2	3:59.697	37.749	1:31.694	1:50.254	3.948	4.457	20.661	6.976	287.7	14:12	12:20.447
4	2	3:59.952	37.885	1:32.010	1:50.057	3.957	4.427	20.525	6.940	284.7	14:16	16:20.399
5	2	4:09.908B	37.690	1:31.811	2:00.407		4.437	22.845		288.5	14:20	20:30.307
6	2	11:22.977	7:57.142	1:32.993	1:52.842	3.958		21.997	7.156	277.4	14:31	31:53.284
7	2	3:59.886	37.774	1:31.800	1:50.312	4.012	4.437	20.405	6.886	286.9	14:35	35:53.170
8	2	3:59.971	37.613	1:31.649	1:50.709	3.963	4.457	20.187	7.041	286.2	14:39	39:53.141
9	2	4:06.613B	38.016	1:31.741	1:56.856		4.428	20.263		286.9	14:43	43:59.754
10	2	13:51.518	...	1:34.769	1:51.420	3.978		20.146	6.978	281.7	14:57	57:51.272
11	2	4:00.196	37.785	1:32.339	1:50.072	4.182	4.435	20.425	6.756	287.7	15:01	1:01:51.468
12	2	4:12.524B	37.771	1:31.454	2:03.299		4.507	20.177		286.2	15:06	1:06:03.992
13	2	8:57.461	5:34.637	1:32.754	1:50.070	3.973		20.161	7.103	282.5	15:15	1:15:01.453
14	2	4:07.959B	37.630	1:31.606	1:58.723		4.422	21.010		288.5	15:19	1:19:09.412
15	3	6:28.027	2:57.140	1:35.105	1:55.782	4.286		21.523	7.735	272.5	15:25	1:25:37.439
16	3	4:03.997	39.006	1:32.781	1:52.210	4.106	4.521	21.102	7.395	286.2	15:29	1:29:41.436
17	3	4:01.870	38.090	1:32.090	1:51.690	4.039	4.473	21.079	7.235	288.5	15:33	1:33:43.306
18	3	4:03.791	38.363	1:32.200	1:53.228	4.149	4.455	22.029	7.232	284.7	15:37	1:37:47.097
19	3	4:08.908B	38.414	1:32.110	1:58.384		4.481	20.837		287.7	15:41	1:41:56.005
20	3	5:47.464	2:19.210	1:35.628	1:52.626	3.970		21.162	7.516	235.2	15:47	1:47:43.469
21	3	4:00.741	38.266	1:32.089	1:50.386	4.031	4.463	20.444	7.271	284.7	15:51	1:51:44.210
22	3	4:18.321B	37.875	1:37.250	2:03.196		4.475	22.617		284.7	15:56	1:56:02.531



24h LE MANS



TEST DAY 24 HEURES DU MANS 2014 Test Practice 2

Sector Analysis

■ Personal Best ■ Session Best B Crossing the finish line in pit lane

Lap	D	Time	Sector 1	Sector 2	Sector 3	T6	T7	Porsche	Ford	T. Spd	Hour	Elapsed
23	3	16:35.562	...	1:33.705	1:51.290	4.020		20.535	7.425	283.2	16:12	2:12:38.093
24	3	4:00.005	38.071	1:31.667	1:50.267	4.018	4.464	20.279	7.335	286.9	16:16	2:16:38.098
25	3	3:59.580	37.855	1:31.695	1:50.030	4.057	4.437	20.296	7.161	288.5	16:20	2:20:37.678
26	3	4:01.670	37.809	1:33.865	1:49.996	3.991	4.453	20.245	7.212	278.1	16:24	2:24:39.348
27	3	3:59.627	37.730	1:31.412	1:50.485	3.991	4.426	20.531	7.207	289.3	16:28	2:28:38.975
28	3	3:59.732	37.758	1:31.531	1:50.443	4.013	4.421	20.192	7.507	287.7	16:32	2:32:38.707
29	3	4:00.141	37.619	1:31.664	1:50.858	4.027	4.439	20.852	7.190	286.9	16:36	2:36:38.848
30	3	3:59.545	37.865	1:31.189	1:50.491	4.012	4.424	20.234	7.348	289.3	16:40	2:40:38.393
31	3	4:02.660	37.833	1:32.754	1:52.073	4.046	4.428	21.088	7.710	284.7	16:44	2:44:41.053
32	3	4:45.088B	37.909	1:46.291	2:20.888		4.434	26.183		284.7	16:49	2:49:26.141
33	1	10:21.717	6:53.720	1:34.930	1:53.067	3.998		21.224	7.750	273.9	16:59	2:59:47.858
34	1	4:00.322	38.171	1:32.190	1:49.961	4.028	4.445	20.442	7.052	288.5	17:03	3:03:48.180
35	1	4:08.452B	39.600	1:32.436	1:56.956		4.435	20.671		289.3	17:07	3:07:56.632
36	1	5:42.635	2:14.650	1:36.271	1:51.714	4.047		20.803	7.221	264.5	17:13	3:13:39.267
37	1	3:59.671	38.093	1:31.882	1:49.696	3.978	4.490	20.114	7.043	286.9	17:17	3:17:38.938
38	1	3:59.192	37.803	1:31.849	1:49.540	3.971	4.453	20.092	7.094	285.4	17:21	3:21:38.130
39	1	4:08.348B	37.691	1:33.281	1:57.376		4.438	21.114		284.7	17:25	3:25:46.478
40	1	8:00.829B	4:00.146	1:37.606	2:23.077			23.845		230.7	17:33	3:33:47.307
41	1	8:12.172	4:44.534	1:35.130	1:52.508	4.012		20.511	7.599	272.5	17:41	3:41:59.479
42	1	3:59.737	37.904	1:31.639	1:50.194	4.010	4.456	20.128	7.385	288.5	17:45	3:45:59.216
43	1	4:02.328	39.908	1:31.534	1:50.886	3.946	4.432	20.910	7.070	287.7	17:50	3:50:01.544
44	1	4:03.537B	37.450	1:30.778	1:55.309		4.414	20.003		289.3	17:54	3:54:05.081
45	1	5:42.587B	1:52.971	1:39.926	2:09.690			25.709		233.7	17:59	3:59:47.668

74

Corvette Racing
1.Oliver GAVIN
2.Tommy MILNER

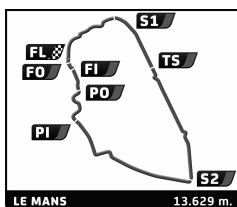
3.Richard WESTBROOK

Chevrolet Corvette - C7
LMGTE Pro

1	2	4:27.938	55.461	1:39.138	1:53.339	4.085		21.200	7.061	232.6	14:04	4:27.938
2	2	4:01.246	38.111	1:32.517	1:50.618	3.973	4.519	20.485	7.086	286.9	14:08	8:29.184
3	2	3:59.517	37.712	1:31.572	1:50.233	4.079	4.466	20.320	6.824	286.2	14:12	12:28.701
4	2	3:59.802	37.749	1:31.923	1:50.130	4.238	4.496	20.273	6.920	286.9	14:16	16:28.503
5	2	4:09.967B	38.815	1:33.250	1:57.902		4.543	20.887		280.3	14:20	20:38.470
6	2	14:32.530	...	1:34.910	1:51.756	4.047		20.657	7.174	273.2	14:35	35:11.000
7	2	4:02.319	38.328	1:32.864	1:51.127	4.050	4.509	20.669	7.080	286.9	14:39	39:13.319
8	2	4:02.032	38.605	1:32.615	1:50.812	3.984	4.502	20.255	7.055	285.4	14:43	43:15.351
9	2	4:00.441	37.953	1:31.961	1:50.527	4.140	4.477	20.550	7.026	288.5	14:47	47:15.792
10	2	4:00.974	38.038	1:32.262	1:50.674	3.957	4.508	20.552	7.038	285.4	14:51	51:16.766
11	2	4:08.471B	37.980	1:32.201	1:58.290		4.450	20.864		283.9	14:55	55:25.237
12	2	7:21.961	3:52.700	1:36.654	1:52.607	3.985		20.962	7.078	242.6	15:02	1:02:47.198
13	2	3:59.190	37.925	1:32.019	1:49.246	4.003	4.491	19.959	6.805	286.9	15:06	1:06:46.388
14	2	3:59.004	37.649	1:31.949	1:49.406	4.040	4.496	20.044	6.833	287.7	15:10	1:10:45.392
15	2	3:58.578	37.518	1:31.726	1:49.334	4.100	4.469	20.022	6.837	283.9	15:14	1:14:43.970
16	2	4:06.834B	37.640	1:32.084	1:57.110		4.482	20.953		286.2	15:18	1:18:50.804
17	1	6:25.358	2:58.683	1:34.444	1:52.231	4.015		20.882	7.031	243.6	15:25	1:25:16.162
18	1	4:02.330	38.678	1:32.469	1:51.183	3.999	4.476	20.675	6.918	288.5	15:29	1:29:18.492
19	1	3:59.546	37.807	1:31.643	1:50.096	4.071	4.463	20.388	7.016	286.2	15:33	1:33:18.038
20	1	3:59.081	37.920	1:31.363	1:49.798	3.984	4.510	20.163	7.305	290.8	15:37	1:37:17.119
21	1	4:06.738B	37.894	1:31.776	1:57.068		4.474	20.933		286.9	15:41	1:41:23.857
22	1	11:42.680	8:16.615	1:34.413	1:51.652	3.992		21.101	7.036	281.0	15:53	1:53:06.537
23	1	5:22.395B	38.133	2:16.987	2:27.275		4.474	25.203		133.7	15:58	1:58:28.932
24	1	14:05.251	...	1:33.890	1:51.073	3.945		20.947	6.945	282.5	16:12	2:12:34.183
25	1	4:01.094	38.037	1:32.193	1:50.864	3.996	4.466	20.558	7.372	287.7	16:16	2:16:35.277
26	1	3:59.361	37.792	1:31.853	1:49.716	4.016	4.440	20.477	6.939	284.7	16:20	2:20:34.638
27	1	3:59.993	37.912	1:31.664	1:50.417	3.950	4.466	20.255	6.857	286.2	16:24	2:24:34.631
28	1	3:58.403	37.515	1:31.507	1:49.381	4.036	4.433	20.151	7.167	284.7	16:28	2:28:33.034
29	1	4:07.296B	37.935	1:32.468	1:56.893		4.473	20.727		285.4	16:32	2:32:40.330
30	3	8:45.278	5:11.017	1:38.789	1:55.472	4.187		22.063	7.811	263.2	16:41	2:41:25.608
31	3	4:14.272B	38.703	1:33.569	2:02.000		4.502	21.786		285.4	16:45	2:45:39.880



24h LE MANS



TEST DAY 24 HEURES DU MANS 2014 Test Practice 2

Sector Analysis

■ Personal Best ■ Session Best B Crossing the finish line in pit lane

Lap	D	Time	Sector 1	Sector 2	Sector 3	T6	T7	Porsche	Ford	T. Spd	Hour	Elapsed
32	3	14:34.954	...	1:34.921	1:54.597	4.065		21.482	7.580	281.7	17:00	3:00:14.834
33	3	4:05.314	38.938	1:33.199	1:53.177	4.028	4.465	21.338	7.715	281.7	17:04	3:04:20.148
34	3	4:02.135	38.272	1:32.446	1:51.417	4.067	4.465	20.672	7.319	287.7	17:08	3:08:22.283
35	3	4:02.092	37.960	1:32.501	1:51.631	3.947	4.471	21.077	7.359	287.7	17:12	3:12:24.375
36	3	4:01.906	38.031	1:31.976	1:51.899	4.004	4.447	20.609	7.193	288.5	17:16	3:16:26.281
37	3	4:09.666B	37.970	1:33.079	1:58.617		4.474	20.735		285.4	17:20	3:20:35.947
38	3	7:34.802	4:07.788	1:34.954	1:52.060	3.988		20.712	7.213	263.2	17:28	3:28:10.749
39	3	4:36.380B	37.683	1:32.447	2:26.250		4.472	26.858		284.7	17:32	3:32:47.129
40	3	9:09.976	5:42.379	1:35.840	1:51.757	4.011		20.737	7.242	281.7	17:41	3:41:57.105
41	3	4:00.565	38.167	1:32.246	1:50.152	3.946	4.472	20.366	7.022	285.4	17:45	3:45:57.670
42	3	4:00.951	37.838	1:32.963	1:50.150	3.960	4.436	20.381	7.108	288.5	17:49	3:49:58.621
43	3	3:59.116	37.699	1:31.724	1:49.693	3.988	4.446	20.153	6.896	286.2	17:53	3:53:57.737
44	3	4:14.690B	37.847	1:32.357	2:04.486		4.461	23.939		289.3	17:58	3:58:12.427

75

Prospect Competition

1. François PERRODO
2. Emmanuel COLLARD

Porsche 911 GT3 RSR
LMGTE Am

1	2	6:30.111	3:03.217	1:33.065	1:53.829	3.994		21.773	7.326	289.3	14:06	6:30.111
2	2	4:00.369	38.006	1:31.593	1:50.770	4.097	4.424	20.941	7.168	291.6	14:10	10:30.480
3	2	4:00.400	38.254	1:31.564	1:50.582	4.057	4.450	20.955	7.161	291.6	14:14	14:30.880
4	2	4:00.368	38.384	1:31.307	1:50.677	4.060	4.445	20.921	7.284	291.6	14:18	18:31.248
5	2	4:15.555B	39.443	1:32.537	2:03.575		4.448	23.024		291.6	14:22	22:46.803
6	1	8:33.181	4:58.073	1:35.744	1:59.364	4.117		24.646	7.868	285.4	14:31	31:19.984
7	1	4:09.041	39.766	1:33.495	1:55.780	4.292	4.489	21.768	7.641	288.5	14:35	35:29.025
8	1	4:06.757	39.481	1:33.584	1:53.692	4.057	4.532	21.643	7.425	285.4	14:39	39:35.782
9	1	4:06.153	39.532	1:33.232	1:53.389	4.182	4.467	21.788	7.449	286.9	14:43	43:41.935
10	1	4:05.521	39.514	1:32.699	1:53.308	4.253	4.492	21.666	7.562	287.7	14:47	47:47.456
11	1	4:17.326B	39.461	1:33.909	2:03.956		4.502	21.704		289.3	14:52	52:04.782
12	1	7:45.745	4:17.866	1:34.395	1:53.484	4.076		21.526	7.567	283.2	14:59	59:50.527
13	1	4:06.111	39.110	1:33.608	1:53.393	4.084	4.459	21.348	7.517	285.4	15:03	1:03:56.638
14	1	4:05.705	39.260	1:33.114	1:53.331	4.145	4.491	21.477	7.412	287.7	15:08	1:08:02.343
15	1	4:04.809	39.254	1:32.760	1:52.795	4.107	4.490	21.405	7.297	287.7	15:12	1:12:07.152
16	1	4:04.786	39.312	1:32.906	1:52.568	4.024	4.464	21.302	7.444	287.7	15:16	1:16:11.938
17	1	4:14.600B	40.204	1:33.591	2:00.805		4.432	21.690		284.7	15:20	1:20:26.538
18	2	29:44.500	...	1:34.087	1:52.269	4.051		21.501	7.348	284.7	15:50	1:50:11.038
19	2	4:11.395B	38.538	1:32.025	2:00.832		4.467	21.573		289.3	15:54	1:54:22.433
20	2	19:15.680	...	1:33.538	1:51.971	4.005		21.123	7.294	284.7	16:13	2:13:38.113
21	2	4:01.843	38.308	1:31.764	1:51.771	4.014	4.440	21.004	7.835	289.3	16:17	2:17:39.956
22	2	4:01.269	38.466	1:31.891	1:50.912	4.036	4.424	20.936	7.152	288.5	16:21	2:21:41.225
23	2	4:10.481B	38.549	1:32.663	1:59.269		4.442	21.270		293.2	16:25	2:25:51.706
24	1	10:32.619	7:02.798	1:35.221	1:54.600	4.147		22.323	7.464	283.2	16:36	2:36:24.325
25	1	4:07.137	39.867	1:33.893	1:53.377	4.222	4.474	21.685	7.367	287.7	16:40	2:40:31.462
26	1	4:10.436	39.667	1:35.477	1:55.292	4.151	4.758	22.090	8.465	288.5	16:44	2:44:41.898
27	1	4:46.084B	40.461	1:44.062	2:21.561		4.465	25.847		289.3	16:49	2:49:27.982
28	1	12:37.603B	6:53.785	1:34.959	4:08.859			27.841		283.9	17:02	3:02:05.585
29	1	8:40.526	5:07.916	1:36.341	1:56.269	4.326		21.932	7.813	274.6	17:10	3:10:46.111
30	1	4:07.345	39.939	1:33.706	1:53.700	4.119	4.567	21.908	7.288	287.7	17:14	3:14:53.456
31	1	4:15.066B	39.876	1:33.574	2:01.616		4.486	21.967		287.7	17:19	3:19:08.522
32	2	7:00.214	3:36.027	1:32.627	1:51.560	3.955		21.142	7.337	288.5	17:26	3:26:08.736
33	2	4:20.292B	38.190	1:31.474	2:10.628		4.441	23.033		291.6	17:30	3:30:29.028
34	2	9:57.062	6:32.403	1:32.493	1:52.166	3.976		21.601	7.312	290.0	17:40	3:40:26.090
35	2	3:59.601	38.116	1:31.261	1:50.224	4.008	4.416	20.663	7.240	294.0	17:44	3:44:25.691
36	2	4:09.504B	38.356	1:31.545	1:59.603		4.440	21.675		294.0	17:48	3:48:35.195
37	2	6:25.546	2:59.055	1:33.291	1:53.200	3.932		21.929	7.591	287.7	17:55	3:55:00.741
38	2	4:23.145B	37.991	1:31.328	2:13.826		4.414	26.444		291.6	17:59	3:59:23.886

76

IMSA Performance Matmut

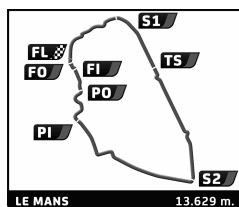
1. Raymond NARAC
2. Nicolas ARMINDO

3. David HALLYDAY

Porsche 911 GT3 RSR
LMGTE Am



24h LE MANS



TEST DAY 24 HEURES DU MANS 2014 Test Practice 2

Sector Analysis

■ Personal Best ■ Session Best B Crossing the finish line in pit lane

Lap	D	Time	Sector 1	Sector 2	Sector 3	T6	T7	Porsche	Ford	T. Spd	Hour	Elapsed
1	3	24:55.900	...	1:40.848	2:02.492	4.207		26.138	8.532	240.4	14:24	24:55.900
2	3	4:16.600	41.715	1:35.962	1:58.923	4.069	4.522	24.670	7.936	267.1	14:29	29:12.500
3	3	4:15.674	40.104	1:35.750	1:59.820	4.067	4.519	23.974	7.943	263.2	14:33	33:28.174
4	3	4:13.062	40.258	1:35.393	1:57.411	4.066	4.500	23.538	7.769	265.8	14:37	37:41.236
5	3	4:12.730	40.047	1:35.358	1:57.325	4.031	4.497	23.210	7.855	277.4	14:41	41:53.966
6	3	4:20.984 B	39.803	1:36.504	2:04.677		4.496	23.173		278.1	14:46	46:14.950
7	3	5:26.741	1:51.887	1:36.525	1:58.329	4.130		23.684	7.908	276.0	14:51	51:41.691
8	3	4:12.231	39.902	1:35.881	1:56.448	4.100	4.544	23.058	7.791	277.4	14:55	55:53.922
9	3	4:12.303	40.054	1:35.648	1:56.601	4.066	4.526	22.949	7.823	279.5	15:00	1:00:06.225
10	3	4:11.235	39.698	1:35.627	1:55.910	4.089	4.508	22.804	7.890	278.8	15:04	1:04:17.460
11	3	4:10.352	39.763	1:35.351	1:55.238	4.038	4.528	22.498	7.597	281.0	15:08	1:08:27.812
12	3	4:09.489	39.407	1:34.792	1:55.290	4.063	4.504	22.939	7.608	282.5	15:12	1:12:37.301
13	3	4:08.895	39.298	1:35.022	1:54.575	4.072	4.493	22.282	7.577	279.5	15:16	1:16:46.196
14	3	4:09.590	39.235	1:34.915	1:55.440	4.066	4.502	22.635	7.675	278.1	15:20	1:20:55.786
15	3	4:19.214	41.546	1:42.450	1:55.218	4.074	4.525	22.775	7.644	181.5	15:25	1:25:15.000
16	3	4:15.847 B	39.484	1:34.514	2:01.849		4.516	22.444		269.1	15:29	1:29:30.847
17	3	5:52.285	2:23.472	1:34.895	1:53.918	4.067		21.999	7.575	276.0	15:35	1:35:23.132
18	3	4:06.942	39.012	1:34.011	1:53.919	4.063	4.519	21.963	7.612	282.5	15:39	1:39:30.074
19	3	4:06.376	39.069	1:33.579	1:53.728	4.050	4.503	21.935	7.529	285.4	15:43	1:43:36.450
20	3	4:06.876	39.477	1:33.674	1:53.725	4.084	4.495	21.693	7.598	283.2	15:47	1:47:43.326
21	3	4:20.461 B	42.146	1:35.291	2:03.024		4.493	22.829		280.3	15:52	1:52:03.787
22	1	20:52.589	...	1:37.014	1:56.714	4.103		22.673	7.586	248.7	16:12	2:12:56.376
23	1	4:07.110	39.050	1:34.282	1:53.778	4.000	4.521	21.860	7.393	284.7	16:17	2:17:03.486
24	1	4:05.975	39.211	1:33.952	1:52.812	3.991	4.477	21.670	7.185	282.5	16:21	2:21:09.461
25	1	4:05.075	38.606	1:33.777	1:52.692	4.233	4.481	21.346	7.071	283.9	16:25	2:25:14.536
26	1	4:06.228	39.578	1:33.790	1:52.860	3.999	4.549	21.535	7.154	286.2	16:29	2:29:20.764
27	1	4:15.760 B	38.512	1:34.208	2:03.040		4.477	23.473		284.7	16:33	2:33:36.524
28	3	6:27.471	2:54.063	1:37.129	1:56.279	4.124		22.235	7.682	273.9	16:40	2:40:03.995
29	3	4:09.597	39.934	1:35.414	1:54.249	4.081	4.539	21.954	7.557	280.3	16:44	2:44:13.592
30	3	4:34.364 B	39.149	1:38.088	2:17.127		4.518	22.613		197.8	16:48	2:48:47.956
31	3	10:42.885	7:12.780	1:35.338	1:54.767	4.107		22.163	7.621	280.3	16:59	2:59:30.841
32	3	4:11.840	40.229	1:36.503	1:55.108	4.058	4.509	22.287	7.688	260.7	17:03	3:03:42.681
33	3	4:07.719	39.038	1:34.487	1:54.194	4.093	4.508	22.100	7.591	283.9	17:07	3:07:50.400
34	3	4:18.584 B	39.374	1:35.020	2:04.190		4.529	22.183		279.5	17:12	3:12:08.984
35	1	18:49.942 B	...	1:36.244	2:11.039			24.060		276.0	17:30	3:30:58.926
36	1	9:34.166	6:00.291	1:35.169	1:58.706	4.275		23.077	8.208	282.5	17:40	3:40:33.092
37	1	4:17.555 B	39.831	1:35.122	2:02.602		4.528	22.408		283.2	17:44	3:44:50.647
38	1	5:48.252	2:19.002	1:34.707	1:54.543	4.028		22.724	7.316	281.0	17:50	3:50:38.899
39	1	4:05.789	38.758	1:33.747	1:53.284	3.976	4.479	21.710	7.375	283.9	17:54	3:54:44.688
40	1	4:32.261 B	38.293	1:33.722	2:20.246		4.458	28.081		283.2	17:59	3:59:16.949

77

Dempsey Racing - Proton

1. Patrick DEMPSEY
2. Joe FOSTER

3. Patrick LONG
4. Klaus BACHLER

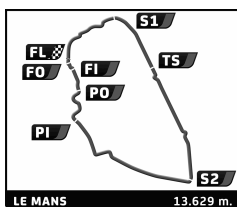
Porsche 911 RSR

LMGTE Am

1	3	25:57.596	...	1:35.175	1:52.237	3.965		21.852	7.008	273.2	14:25	25:57.596
2	3	4:02.548	37.626	1:31.535	1:53.387	3.941	4.474	23.022	7.236	291.6	14:30	30:00.144
3	3	4:00.256	37.597	1:31.466	1:51.193	3.996	4.484	21.043	7.125	289.3	14:34	34:00.400
4	3	4:00.693	38.060	1:31.676	1:50.957	3.959	4.490	20.805	6.974	290.0	14:38	38:01.093
5	3	3:59.966	37.842	1:31.510	1:50.614	3.968	4.463	20.902	6.872	290.0	14:42	42:01.059
6	3	4:08.528 B	37.922	1:32.330	1:58.276		4.471	21.210		289.3	14:46	46:09.587
7	4	15:45.476	...	1:35.326	1:53.255	3.992		22.162	7.215	281.7	15:01	1:01:55.063
8	4	4:03.665	38.319	1:34.086	1:51.260	4.004	4.484	20.895	7.170	288.5	15:05	1:05:58.728
9	4	4:00.371	38.249	1:32.050	1:50.072	3.989	4.484	20.822	6.955	289.3	15:09	1:09:59.099
10	4	4:00.082	37.931	1:31.677	1:50.474	3.977	4.454	20.791	7.205	289.3	15:13	1:13:59.181
11	4	4:00.553	38.661	1:31.660	1:50.232	3.944	4.569	20.611	6.964	290.8	15:17	1:17:59.734
12	4	5:09.592 B	37.640	2:34.416	1:57.536		4.423	21.243		82.5	15:23	1:23:09.326
13	2	13:37.668	...	1:36.488	1:55.579	4.009		22.369	8.202	281.7	15:36	1:36:46.994
14	2	4:08.438	39.553	1:34.846	1:54.039	4.085	4.497	21.873	7.630	286.9	15:40	1:40:55.432



24h LE MANS



TEST DAY 24 HEURES DU MANS 2014 Test Practice 2

Sector Analysis

■ Personal Best ■ Session Best B Crossing the finish line in pit lane

Lap	D	Time	Sector 1	Sector 2	Sector 3	T6	T7	Porsche	Ford	T. Spd	Hour	Elapsed
15	2	4:07.393	39.313	1:32.992	1:55.088	4.005	4.509	22.451	7.756	289.3	15:45	1:45:02.825
16	2	4:07.325	39.056	1:33.689	1:54.580	4.042	4.471	21.790	7.546	289.3	15:49	1:49:10.150
17	2	4:05.634	39.130	1:32.960	1:53.544	4.069	4.482	21.742	7.635	286.9	15:53	1:53:15.784
18	2	5:17.940B	39.866	2:20.960	2:17.114		4.482	23.602		112.7	15:58	1:58:33.724
19	1	17:12.360	...	1:37.493	1:57.873	4.091		23.010	7.602	258.2	16:15	2:15:46.084
20	1	4:10.151	39.046	1:36.021	1:55.084	4.079	4.499	22.840	7.184	277.4	16:19	2:19:56.235
21	1	4:09.748	38.847	1:36.302	1:54.599	3.961	4.498	22.560	7.459	286.2	16:24	2:24:05.983
22	1	4:11.507	38.948	1:35.263	1:57.296	4.063	4.464	23.238	8.247	284.7	16:28	2:28:17.490
23	1	4:07.658	39.516	1:34.804	1:53.338	4.046	4.470	22.041	7.479	283.9	16:32	2:32:25.148
24	1	4:06.097	38.680	1:34.014	1:53.403	4.012	4.476	22.042	7.613	290.0	16:36	2:36:31.245
25	1	4:05.241	38.830	1:33.859	1:52.552	4.024	4.463	21.450	7.296	289.3	16:40	2:40:36.486
26	1	4:07.632	38.872	1:35.453	1:53.307	4.096	4.474	21.804	7.375	280.3	16:44	2:44:44.118
27	1	4:45.441B	39.210	1:44.010	2:22.221		4.469	25.589		280.3	16:49	2:49:29.559
28	2	12:36.347	9:00.036	1:37.635	1:58.676	3.985		22.609	7.734	257.6	17:02	3:02:05.906
29	2	4:05.294	38.921	1:33.331	1:53.042	4.069	4.488	21.543	7.421	286.9	17:06	3:06:11.200
30	2	4:03.744	38.475	1:33.023	1:52.246	3.975	4.509	21.139	7.292	286.9	17:10	3:10:14.944
31	2	4:03.824	38.586	1:32.521	1:52.717	4.112	4.476	21.291	7.320	287.7	17:14	3:14:18.768
32	2	4:03.206	38.492	1:32.511	1:52.203	3.978	4.517	21.194	7.377	289.3	17:18	3:18:21.974
33	2	4:03.276	38.250	1:32.853	1:52.173	4.045	4.469	21.290	7.343	286.9	17:22	3:22:25.250
34	2	4:13.828B	38.844	1:33.163	2:01.821		4.491	21.314		286.2	17:26	3:26:39.078
35	1	14:40.937	...	1:37.311	1:56.560	4.048		22.686	7.748	246.4	17:41	3:41:20.015
36	1	4:07.327	38.966	1:34.593	1:53.768	3.938	4.501	21.901	7.591	276.0	17:45	3:45:27.342
37	1	4:07.330	38.885	1:34.236	1:54.209	3.973	4.461	22.109	7.549	283.9	17:49	3:49:34.672
38	1	4:06.225	38.823	1:33.723	1:53.679	4.041	4.473	22.101	7.524	275.3	17:53	3:53:40.897
39	1	4:16.595B	38.727	1:34.310	2:03.558		4.487	22.079		270.4	17:57	3:57:57.492

81

AF Corse
1. Stephen WYATT
2. Michele RUGOLO

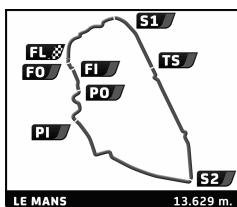
3. Sam BIRD

Ferrari 458 Italia
LMGT Am

1	1	10:03.025	6:31.511	1:34.848	1:56.666	4.102		22.489	8.551	285.4	14:10	10:03.025
2	1	4:07.628	39.347	1:33.762	1:54.519	4.017	4.480	22.139	7.788	289.3	14:14	14:10.653
3	1	4:08.174	39.271	1:34.578	1:54.325	4.043	4.462	22.109	7.993	289.3	14:18	18:18.827
4	1	4:06.711	38.928	1:33.400	1:54.383	4.012	4.476	21.909	7.780	288.5	14:22	22:25.538
5	1	4:07.111	38.565	1:33.844	1:54.702	4.096	4.462	22.120	7.532	287.7	14:26	26:32.649
6	1	4:06.867	39.398	1:33.265	1:54.204	4.060	4.462	22.335	7.602	291.6	14:30	30:39.516
7	1	4:05.747	38.797	1:33.491	1:53.459	4.039	4.458	22.082	7.578	289.3	14:34	34:45.263
8	1	4:18.258B	38.981	1:33.266	2:06.011		4.468	22.722		286.9	14:39	39:03.521
9	3	7:11.444	3:44.185	1:33.891	1:53.368	3.923		21.710	7.453	286.2	14:46	46:14.965
10	3	4:02.279	38.047	1:32.718	1:51.514	3.941	4.442	21.161	7.112	286.2	14:50	50:17.244
11	3	3:59.823	37.809	1:31.296	1:50.718	4.009	4.448	20.649	6.933	290.0	14:54	54:17.067
12	3	4:05.330	39.302	1:33.482	1:52.546	3.882	4.463	21.521	7.174	286.9	14:58	58:22.397
13	3	4:03.201	40.391	1:31.984	1:50.826	3.909	4.400	20.694	7.007	289.3	15:02	1:02:25.598
14	3	4:07.900B	37.671	1:31.321	1:58.908		4.435	20.511		290.0	15:06	1:06:33.498
15	3	7:38.993	4:15.654	1:32.798	1:50.541	3.919		20.699	6.884	286.2	15:14	1:14:12.491
16	3	3:58.917	37.569	1:31.594	1:49.754	3.889	4.422	20.384	6.942	285.4	15:18	1:18:11.408
17	3	5:00.123B	37.406	2:25.413	1:57.304		4.410	20.602		179.7	15:23	1:23:11.531
18	1	5:54.105	2:22.740	1:35.857	1:55.508	4.053		22.523	7.864	281.7	15:29	1:29:05.636
19	1	4:08.942	39.508	1:34.610	1:54.824	4.106	4.496	22.471	7.819	258.8	15:33	1:33:14.578
20	1	4:07.289	39.080	1:34.315	1:53.894	4.089	4.512	22.013	7.586	285.4	15:37	1:37:21.867
21	1	4:07.499	38.914	1:34.323	1:54.262	4.076	4.499	21.909	7.677	285.4	15:41	1:41:29.366
22	1	4:17.326B	39.119	1:34.280	2:03.927		4.505	22.047		285.4	15:45	1:45:46.692
23	1	6:26.507	2:56.442	1:35.542	1:54.523	4.102		21.792	7.726	284.7	15:52	1:52:13.199
24	1	4:36.327B	39.175	1:46.985	2:10.167		4.501	23.457		283.9	15:56	1:56:49.526
25	2	16:29.924B	...	1:44.094	2:14.040			26.434		226.3	16:13	2:13:19.450
26	2	6:48.578	3:15.522	1:35.583	1:57.473	3.990		21.675	8.294	280.3	16:20	2:20:08.028
27	2	4:04.213	38.172	1:33.190	1:52.851	3.972	4.451	21.764	7.559	283.9	16:24	2:24:12.241
28	2	4:04.655	38.643	1:32.473	1:53.539	3.981	4.429	22.309	7.844	283.9	16:28	2:28:16.896
29	2	4:02.193	38.927	1:32.569	1:50.697	3.951	4.436	20.896	7.021	282.5	16:32	2:32:19.089



24h LE MANS



TEST DAY 24 HEURES DU MANS 2014 Test Practice 2

Sector Analysis

■ Personal Best ■ Session Best B Crossing the finish line in pit lane

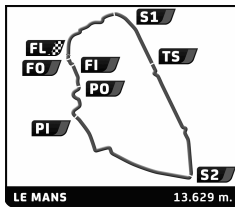
Lap	D	Time	Sector 1	Sector 2	Sector 3	T6	T7	Porsche	Ford	T. Spd	Hour	Elapsed
30	2	4:01.171	37.689	1:32.164	1:51.318	3.912	4.424	21.318	7.078	286.2	16:36	2:36:20.260
31	2	4:11.042B	37.377	1:34.252	1:59.413		4.403	21.006		284.7	16:40	2:40:31.302
32	1	19:57.664	...	1:34.292	1:54.863	4.085		21.954	7.931	286.9	17:00	3:00:28.966
33	1	4:05.942	38.862	1:33.425	1:53.655	4.062	4.485	21.679	7.734	289.3	17:04	3:04:34.908
34	1	4:06.100	39.456	1:33.381	1:53.263	4.008	4.476	21.530	7.705	288.5	17:08	3:08:41.008
35	1	4:05.011	39.058	1:33.417	1:52.536	4.090	4.472	21.553	7.638	286.9	17:12	3:12:46.019
36	1	4:06.366	38.728	1:33.322	1:54.316	4.171	4.500	21.750	7.840	288.5	17:16	3:16:52.385
37	1	4:14.987B	38.961	1:33.459	2:02.567		4.523	22.047		287.7	17:21	3:21:07.372
38	2	6:02.061	2:29.812	1:34.229	1:58.020	3.916		22.395	8.205	286.9	17:27	3:27:09.433
39	2	4:33.877B	37.882	1:31.837	2:24.158		4.443	28.118		288.5	17:31	3:31:43.310
40	2	8:22.023	4:55.769	1:31.877	1:54.377	3.944		21.888	7.692	283.2	17:40	3:40:05.333
41	2	3:59.050	37.383	1:32.213	1:49.454	3.927	4.440	20.334	7.135	285.4	17:44	3:44:04.383
42	2	4:06.990B	37.297	1:31.247	1:58.446		4.436	20.271		286.2	17:48	3:48:11.373
43	3	5:24.125	2:00.200	1:33.201	1:50.724	3.892		20.803	7.047	285.4	17:53	3:53:35.498
44	3	4:01.522	37.669	1:31.754	1:52.099	4.259	4.423	20.533	8.708	286.2	17:57	3:57:37.020
45	3	5:15.967B	41.578	1:53.363	2:41.026		4.513	33.704		197.8	18:02	4:02:52.987

88	Proton Competition				Porsche 911 RSR	
	1.Christian RIED	3.Klaus BACHLER			LMGTE Am	
	2.Khaled ALQUBAISI	4.Patrick LONG				

1	3	29:01.881	...	1:34.958	1:53.384	3.991		22.663	7.262	278.8	14:29	29:01.881
2	3	4:01.006	37.690	1:32.135	1:51.181	3.974	4.501	21.592	7.033	291.6	14:33	33:02.887
3	3	4:00.297	37.966	1:31.880	1:50.451	4.008	4.477	20.682	7.090	290.0	14:37	37:03.184
4	3	4:03.401	37.749	1:32.641	1:53.011	4.049	4.482	21.055	7.900	291.6	14:41	41:06.585
5	3	4:03.402	38.911	1:32.504	1:51.987	3.982	4.492	21.296	7.297	291.6	14:45	45:09.987
6	3	4:07.706B	38.127	1:32.502	1:57.077		4.462	20.654		285.4	14:49	49:17.693
7	3	14:06.843	...	1:32.726	1:54.217	3.999		22.088	6.997	284.7	15:03	1:03:24.536
8	3	3:59.921	38.062	1:31.788	1:50.071	3.899	4.487	20.779	6.905	290.8	15:07	1:07:24.457
9	3	3:59.697	37.845	1:31.614	1:50.238	3.980	4.443	20.852	6.911	287.7	15:11	1:11:24.154
10	3	3:59.413	37.697	1:31.528	1:50.188	4.045	4.453	20.692	6.743	288.5	15:15	1:15:23.567
11	3	4:06.998B	38.273	1:32.168	1:56.557		4.510	20.770		293.2	15:19	1:19:30.565
12	2	13:39.346	...	1:35.920	1:58.016	4.076		25.001	7.648	285.4	15:33	1:33:09.911
13	2	4:07.032	39.348	1:33.644	1:54.040	4.074	4.519	22.652	7.353	290.0	15:37	1:37:16.943
14	2	4:09.840	39.638	1:34.750	1:55.452	4.089	4.503	22.620	7.431	290.8	15:41	1:41:26.783
15	2	4:06.087	39.310	1:34.014	1:52.763	4.108	4.526	22.045	7.254	288.5	15:45	1:45:32.870
16	2	4:04.933	39.072	1:33.292	1:52.569	4.037	4.518	22.161	7.077	288.5	15:49	1:49:37.803
17	2	4:03.794	38.699	1:33.102	1:51.993	4.128	4.501	21.787	6.855	289.3	15:53	1:53:41.597
18	2	5:50.837B	52.043	2:28.712	2:30.082		4.814	25.585		150.5	15:59	1:59:32.434
19	1	13:21.650	9:49.684	1:36.349	1:55.617	4.063		22.379	7.580	281.0	16:12	2:12:54.084
20	1	4:09.058	39.320	1:34.449	1:55.289	4.035	4.543	21.873	7.379	283.9	16:17	2:17:03.142
21	1	4:04.961	39.226	1:32.963	1:52.772	4.124	4.511	21.728	7.284	288.5	16:21	2:21:08.103
22	1	4:04.568	38.626	1:33.313	1:52.629	4.080	4.521	21.709	7.171	290.8	16:25	2:25:12.671
23	1	4:07.235	38.667	1:35.798	1:52.770	4.154	4.496	21.817	7.244	289.3	16:29	2:29:19.906
24	1	4:06.592	39.035	1:33.181	1:54.376	4.059	4.514	22.665	7.182	289.3	16:33	2:33:26.498
25	1	4:06.814	39.796	1:34.024	1:52.994	4.060	4.490	22.096	7.144	290.0	16:37	2:37:33.312
26	1	4:12.877B	38.726	1:33.455	2:00.696		4.491	21.617		286.9	16:41	2:41:46.189
27	3	6:57.155B	2:56.901	1:38.021	2:22.233			21.567		239.9	16:48	2:48:43.344
28	3	10:49.840	7:23.401	1:34.326	1:52.113	4.028		21.244	7.237	283.9	16:59	2:59:33.184
29	3	4:04.448	39.035	1:34.081	1:51.332	4.011	4.481	21.329	7.072	289.3	17:03	3:03:37.632
30	3	4:00.529	37.902	1:32.000	1:50.627	4.011	4.492	20.678	7.081	289.3	17:07	3:07:38.161
31	3	3:59.895	38.159	1:31.894	1:49.842	4.022	4.539	20.533	6.992	290.0	17:11	3:11:38.056
32	3	4:00.135	38.130	1:31.643	1:50.362	4.009	4.571	20.513	7.422	287.7	17:15	3:15:38.191
33	3	4:07.483B	38.220	1:32.134	1:57.129		4.497	20.846		291.6	17:19	3:19:45.674
34	2	6:18.442	2:46.577	1:36.709	1:55.156	4.033		22.609	7.519	286.2	17:26	3:26:04.116
35	2	4:24.058B	39.010	1:34.808	2:10.240		4.502	23.461		289.3	17:30	3:30:28.174
36	2	10:37.810	7:07.329	1:34.808	1:55.673	4.022		22.261	7.951	289.3	17:41	3:41:05.984
37	2	4:06.372	38.886	1:33.480	1:54.006	4.085	4.480	22.269	7.285	288.5	17:45	3:45:12.356
38	2	6:02.244B	39.718	1:48.035	3:34.491		4.492	53.643		230.7	17:51	3:51:14.600



24h LE MANS



TEST DAY 24 HEURES DU MANS 2014 Test Practice 2

Sector Analysis

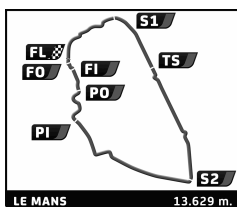
■ Personal Best ■ Session Best ■ Crossing the finish line in pit lane

Lap	D	Time	Sector 1	Sector 2	Sector 3	T6	T7	Porsche	Ford	T. Spd	Hour	Elapsed
90		8 Star Motorsports 1. Franck MONTECALVO 3. Paolo RUBERTI 2. Gianluca RODA										Ferrari 458 Italia LMGTE Am
1	2	1:01:33.181	...	1:44.303	1:59.502	4.127		24.196	7.864	261.3	15:01	1:01:33.181
2	2	4:10.543	39.566	1:35.546	1:55.431	4.075	4.497	22.127	7.782	285.4	15:05	1:05:43.724
3	2	4:05.987	38.439	1:33.808	1:53.740	4.057	4.492	21.852	7.549	285.4	15:09	1:09:49.711
4	2	4:04.775	38.656	1:33.418	1:52.701	4.007	4.467	21.625	7.307	285.4	15:13	1:13:54.486
5	2	4:03.512	38.234	1:33.116	1:52.162	3.980	4.442	21.601	7.221	286.9	15:17	1:17:57.998
6	2	4:03.324	38.237	1:33.361	1:51.726	3.979	4.435	21.317	7.244	286.2	15:22	1:22:01.322
7	2	4:02.586	38.335	1:33.066	1:51.185	3.952	4.458	21.151	7.228	286.2	15:26	1:26:03.908
8	2	4:04.468	38.141	1:32.862	1:53.465	4.037	4.444	21.503	7.282	286.9	15:30	1:30:08.376
9	2	4:08.386	38.307	1:35.957	1:54.122	4.167	4.449	21.592	7.871	283.9	15:34	1:34:16.762
10	2	4:02.696	38.491	1:32.729	1:51.476	3.996	4.478	21.228	7.287	287.7	15:38	1:38:19.458
11	2	4:03.673	38.484	1:33.092	1:52.097	4.004	4.435	21.391	7.365	290.8	15:42	1:42:23.131
12	2	4:05.244	38.189	1:32.383	1:54.672	4.003	4.419	21.613	7.303	287.7	15:46	1:46:28.375
13	2	4:02.795	38.188	1:33.128	1:51.479	3.956	4.427	21.197	7.311	290.0	15:50	1:50:31.170
14	2	4:28.054 B	38.032	1:32.030	2:17.992		4.410	27.332		288.5	15:54	1:54:59.224
15	1	18:20.093	...	1:36.352	1:57.460	3.991		23.255	8.119	231.6	16:13	2:13:19.317
16	1	4:05.253	38.796	1:33.574	1:52.883	3.974	4.432	21.705	7.416	288.5	16:17	2:17:24.570
17	1	4:05.072	38.388	1:32.497	1:54.187	3.959	4.432	21.356	8.650	290.8	16:21	2:21:29.642
18	1	4:04.606	38.437	1:32.979	1:53.190	3.963	4.428	21.769	7.416	290.8	16:25	2:25:34.248
19	1	4:05.157	38.276	1:33.145	1:53.736	4.022	4.417	22.550	7.369	290.8	16:29	2:29:39.405
20	1	4:01.565	38.161	1:32.311	1:51.093	3.942	4.437	20.805	7.329	289.3	16:33	2:33:40.970
21	1	4:02.318	37.971	1:32.500	1:51.847	3.938	4.416	21.653	7.138	288.5	16:37	2:37:43.288
22	1	4:11.957 B	38.322	1:33.927	1:59.708		4.409	21.080		287.7	16:41	2:41:55.245
23	1	6:09.594 B	2:19.092	1:35.994	2:14.508			25.922		278.1	16:48	2:48:04.839
24	1	11:50.516	8:23.308	1:33.024	1:54.184	3.961		21.973	7.350	283.2	16:59	2:59:55.355
25	1	4:00.325	38.323	1:31.616	1:50.386	3.945	4.408	20.745	7.100	289.3	17:03	3:03:55.680
26	1	3:59.172	37.644	1:31.297	1:50.231	3.916	4.414	20.922	6.977	290.8	17:07	3:07:54.852
27	1	3:59.409	37.773	1:31.749	1:49.887	3.944	4.407	20.388	7.184	291.6	17:11	3:11:54.261
28	1	4:09.452 B	38.291	1:31.185	1:59.976		4.412	20.902		291.6	17:16	3:16:03.713
29	3	8:30.357	5:06.474	1:33.185	1:50.698	4.063		20.679	7.256	288.5	17:24	3:24:34.070
30	3	4:00.807	38.013	1:32.460	1:50.334	4.083	4.489	20.540	6.916	286.9	17:28	3:28:34.877
31	3	4:52.183 B	37.835	1:47.847	2:26.501		4.481	24.381		243.1	17:33	3:33:27.060
32	3	6:48.938	3:22.440	1:32.333	1:54.165	3.903		22.282	7.607	294.0	17:40	3:40:15.998
33	3	3:58.324	37.502	1:31.432	1:49.390	3.983	4.414	20.491	6.704	291.6	17:44	3:44:14.322
34	3	4:01.709	37.331	1:31.766	1:52.612	3.937	4.423	20.645	7.386	294.0	17:48	3:48:16.031
35	3	3:57.403	37.476	1:31.025	1:48.902	3.933	4.418	20.249	6.736	290.8	17:52	3:52:13.434
36	3	4:13.303 B	39.593	1:32.851	2:00.859		4.413	22.087		283.2	17:56	3:56:26.737

Lap	D	Time	Sector 1	Sector 2	Sector 3	T6	T7	Porsche	Ford	T. Spd	Hour	Elapsed
92		Porsche Team Manthey 1. Marco HOLZER 3. Richard LIETZ 2. Frédéric MAKOWIECKI										Porsche 911 RSR LMGTE Pro
1	3	6:28.327	3:00.870	1:34.659	1:52.798	3.975		21.926	7.202	276.7	14:06	6:28.327
2	3	4:00.176	37.874	1:32.299	1:50.003	4.071	4.473	20.487	6.956	288.5	14:10	10:28.503
3	3	3:59.622	37.734	1:31.741	1:50.147	4.017	4.494	20.682	7.065	288.5	14:14	14:28.125
4	3	3:59.272	37.785	1:31.537	1:49.950	3.975	4.484	20.502	7.077	290.0	14:18	18:27.397
5	3	4:01.359	39.485	1:31.529	1:50.345	3.958	4.467	20.746	7.179	289.3	14:22	22:28.756
6	3	4:01.145	37.924	1:31.743	1:51.478	3.984	4.451	20.812	7.208	290.0	14:26	26:29.901
7	3	4:03.160	37.781	1:31.773	1:53.606	3.982	4.452	22.325	7.615	289.3	14:30	30:33.061
8	3	4:01.360	38.231	1:31.885	1:51.244	4.052	4.471	21.296	7.068	290.0	14:34	34:34.421
9	3	3:59.130	37.798	1:31.369	1:49.963	3.987	4.490	20.631	6.880	288.5	14:38	38:33.551
10	3	3:59.339	37.926	1:31.397	1:50.016	3.972	4.456	20.778	6.921	291.6	14:42	42:32.890
11	3	3:59.623	37.902	1:31.309	1:50.412	3.976	4.455	20.634	6.887	290.0	14:46	46:32.513
12	3	5:49.801 B	37.751	1:31.298	3:40.752		4.452	51.219		288.5	14:52	52:22.314
13	1	17:52.661	...	1:38.320	1:54.654	3.918		22.789	7.289	239.3	15:10	1:10:14.975
14	1	4:02.524	39.081	1:32.151	1:51.292	4.104	4.443	20.910	6.974	290.8	15:14	1:14:17.499
15	1	4:00.244	38.595	1:31.608	1:50.041	4.010	4.494	20.664	6.874	289.3	15:18	1:18:17.743



24h LE MANS



TEST DAY 24 HEURES DU MANS 2014 Test Practice 2

Sector Analysis

■ Personal Best ■ Session Best B Crossing the finish line in pit lane

Lap	D	Time	Sector 1	Sector 2	Sector 3	T6	T7	Porsche	Ford	T. Spd	Hour	Elapsed
16	1	5:01.154	38.026	2:30.755	1:52.373	3.975	4.465	21.403	7.333	177.3	15:23	1:23:18.897
17	1	4:00.027	38.017	1:32.003	1:50.007	4.013	4.470	20.632	6.997	286.9	15:27	1:27:18.924
18	1	3:59.975	38.311	1:31.258	1:50.406	4.014	4.478	20.963	6.991	290.8	15:31	1:31:18.899
19	1	3:59.621	37.915	1:31.757	1:49.949	3.970	4.467	20.734	6.903	290.8	15:35	1:35:18.520
20	1	4:00.316	38.261	1:31.577	1:50.478	3.986	4.459	20.645	6.818	290.0	15:39	1:39:18.836
21	1	4:00.046	38.163	1:31.360	1:50.523	4.056	4.462	20.773	7.150	288.5	15:43	1:43:18.882
22	1	3:59.902	38.665	1:31.186	1:50.051	3.964	4.470	20.770	6.974	289.3	15:47	1:47:18.784
23	1	4:00.210	37.838	1:32.326	1:50.046	3.955	4.453	20.757	6.836	287.7	15:51	1:51:18.994
24	1	4:21.107 B	38.072	1:42.648	2:00.387	4.440	4.440	21.835	286.9	286.9	15:55	1:55:40.101
25	2	18:03.601	...	1:32.860	1:51.192	4.029	...	20.968	7.027	287.7	16:13	2:13:43.702
26	2	4:01.115	38.379	1:32.418	1:50.318	3.986	4.484	20.928	6.853	290.0	16:17	2:17:44.817
27	2	3:59.496	38.068	1:31.020	1:50.408	3.953	4.448	20.764	6.928	290.8	16:21	2:21:44.313
28	2	3:59.628	37.962	1:31.451	1:50.215	3.958	4.445	20.829	6.829	290.0	16:25	2:25:43.941
29	2	4:02.307	38.012	1:33.595	1:50.700	3.984	4.440	20.861	7.036	277.4	16:29	2:29:46.248
30	2	3:59.461	37.814	1:31.235	1:50.412	4.011	4.444	20.778	7.062	290.8	16:33	2:33:45.709
31	2	4:00.127	38.102	1:31.638	1:50.387	3.957	4.446	20.824	6.900	289.3	16:37	2:37:45.836
32	2	3:59.464	37.861	1:31.193	1:50.410	3.961	4.430	20.700	6.897	291.6	16:41	2:41:45.300
33	2	4:08.999 B	38.061	1:31.765	1:59.173	4.439	4.439	21.616	288.5	288.5	16:45	2:45:54.299
34	2	15:19.107	...	1:33.659	1:56.925	3.943	...	24.043	7.520	281.0	17:01	3:01:13.406
35	2	4:01.055	38.658	1:31.595	1:50.802	3.992	4.447	20.814	6.920	283.9	17:05	3:05:14.461
36	2	4:00.051	38.149	1:31.287	1:50.615	4.021	4.460	20.834	6.965	290.0	17:09	3:09:14.512
37	2	4:00.924	38.596	1:31.612	1:50.716	3.961	4.473	20.910	6.966	290.0	17:13	3:13:15.436
38	2	4:09.899 B	38.271	1:31.835	1:59.793	4.448	4.448	21.820	290.8	290.8	17:17	3:17:25.335
39	2	8:40.633	5:14.171	1:32.354	1:54.108	3.962	...	20.919	7.104	286.9	17:26	3:26:05.968
40	2	4:10.779 B	38.329	1:32.857	1:59.593	4.464	4.464	21.131	287.7	287.7	17:30	3:30:16.747
41	2	10:03.452	6:34.551	1:35.788	1:53.113	3.873	...	21.537	7.225	257.6	17:40	3:40:20.199
42	2	3:57.260	37.337	1:30.456	1:49.467	3.949	4.415	20.838	7.082	294.8	17:44	3:44:17.459
43	2	4:05.887 B	38.082	1:31.563	1:56.242	4.437	4.437	20.660	293.2	293.2	17:48	3:48:23.346
44	2	6:45.208	3:23.291	1:31.521	1:50.396	3.981	...	20.376	7.296	285.4	17:55	3:55:08.554
45	2	4:24.777 B	37.603	1:32.031	2:15.143	4.462	4.462	27.505	276.7	276.7	17:59	3:59:33.331

95

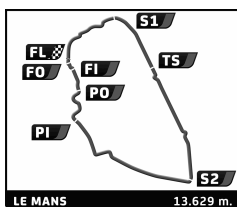
Aston Martin Racing
1. David HEINEMEIER-HANSSON
2. Nick THIM

Aston Martin Vantage V8
LMGTE Am

1	1	20:24.351	...	1:34.354	1:57.493	3.885	...	24.507	7.502	281.0	14:20	20:24.351
2	1	4:04.054	38.270	1:34.580	1:51.204	3.926	4.433	20.571	7.395	282.5	14:24	24:28.405
3	1	4:07.244	37.480	1:32.150	1:57.614	3.922	4.419	27.172	7.238	282.5	14:28	28:35.649
4	1	4:01.685	37.537	1:32.364	1:51.784	3.947	4.441	21.502	7.239	273.2	14:32	32:37.334
5	1	4:00.913	37.688	1:32.136	1:51.089	3.898	4.449	20.437	7.277	281.7	14:36	36:38.247
6	1	4:08.838 B	38.747	1:32.311	1:57.780	4.418	4.418	20.586	281.7	281.7	14:40	40:47.085
7	2	34:05.490	...	1:37.161	1:55.480	4.066	...	22.472	7.719	276.0	15:14	1:14:52.575
8	2	4:04.497	38.623	1:33.201	1:52.673	3.956	4.454	21.445	7.328	280.3	15:18	1:18:57.072
9	2	5:18.845	37.902	2:48.743	1:52.200	4.009	4.420	20.910	7.185	67.8	15:24	1:24:15.917
10	2	4:01.170	37.959	1:33.035	1:50.176	3.985	4.460	20.321	7.126	279.5	15:28	1:28:17.087
11	2	4:00.756	37.610	1:32.301	1:50.845	4.044	4.438	20.184	7.440	281.7	15:32	1:32:17.843
12	2	4:00.436	37.521	1:32.455	1:50.460	3.973	4.449	20.111	7.171	282.5	15:36	1:36:18.279
13	2	4:02.279	38.624	1:32.212	1:51.443	3.935	4.412	20.247	7.232	282.5	15:40	1:40:20.558
14	2	4:00.402	37.622	1:31.841	1:50.939	3.928	4.399	19.873	7.164	283.2	15:44	1:44:20.960
15	2	3:59.903	37.438	1:31.523	1:50.942	4.141	4.400	19.782	6.955	283.2	15:48	1:48:20.863
16	2	4:04.951 B	38.011	1:31.339	1:55.601	4.521	4.521	19.810	282.5	282.5	15:52	1:52:25.814
17	1	43:03.482	...	1:34.552	1:52.983	4.006	...	20.954	7.584	277.4	16:35	2:35:29.296
18	1	4:01.625	38.034	1:32.609	1:50.982	3.905	4.437	20.605	7.256	281.0	16:39	2:39:30.921
19	1	4:00.679	37.527	1:32.675	1:50.477	4.011	4.417	20.464	7.116	283.2	16:43	2:43:31.600
20	1	4:30.452 B	37.676	1:39.484	2:13.292	4.425	4.425	26.498	280.3	280.3	16:48	2:48:02.052
21	2	31:29.358	...	1:34.197	1:54.215	4.168	...	21.698	7.346	265.8	17:19	3:19:31.410
22	2	4:01.902	38.001	1:32.389	1:51.512	3.983	4.486	21.117	7.186	281.0	17:23	3:23:33.312
23	2	4:02.116	37.393	1:33.115	1:51.608	3.993	4.432	21.540	7.017	277.4	17:27	3:27:35.428
24	2	4:35.201 B	37.509	1:32.416	2:25.276	4.437	4.437	28.179	279.5	279.5	17:32	3:32:10.629



24h LE MANS



TEST DAY 24 HEURES DU MANS 2014 Test Practice 2

Sector Analysis

■ Personal Best ■ Session Best B Crossing the finish line in pit lane

Lap	D	Time	Sector 1	Sector 2	Sector 3	T6	T7	Porsche	Ford	T. Spd	Hour	Elapsed
25	2	10:23.310B	5:48.454	1:59.783	2:35.073			27.637		203.0	17:42	3:42:33.939

97	Aston Martin Racing		Aston Martin Vantage V8									
	1. Stefan MÜCKE		LMGTE Pro									
	2. Darren TURNER		3. Bruno SENNA									

1	1	42:36.837	...	1:35.106	1:52.967	3.996		20.425	7.138	280.3	14:42	42:36.837
2	1	3:59.960	38.131	1:31.412	1:50.417	4.026	4.440	20.473	7.159	284.7	14:46	46:36.797
3	1	3:59.907	37.619	1:31.900	1:50.388	3.877	4.424	20.637	6.945	283.2	14:50	50:36.704
4	1	4:07.003B	37.761	1:31.335	1:57.907		4.389	20.724		282.5	14:54	54:43.707
5	2	11:22.640	7:55.592	1:34.644	1:52.404	3.930		21.399	7.164	280.3	15:06	1:06:06.347
6	2	4:00.532	37.917	1:32.345	1:50.270	3.933	4.426	20.470	7.097	279.5	15:10	1:10:06.879
7	2	3:59.777	37.595	1:32.285	1:49.897	3.914	4.388	20.410	7.252	283.2	15:14	1:14:06.656
8	2	4:08.500B	38.997	1:32.495	1:57.008		4.383	20.944		283.2	15:18	1:18:15.156
9	3	9:48.219	6:18.545	1:35.174	1:54.500	4.029		22.231	7.402	277.4	15:28	1:28:03.375
10	3	4:02.778	38.170	1:33.045	1:51.563	3.962	4.452	21.039	7.026	281.0	15:32	1:32:06.153
11	3	4:01.913	38.286	1:33.118	1:50.509	4.019	4.425	20.558	6.857	282.5	15:36	1:36:08.066
12	3	4:00.287	37.761	1:32.561	1:49.965	3.925	4.436	20.373	6.821	282.5	15:40	1:40:08.353
13	3	4:06.879B	37.543	1:32.540	1:56.796		4.403	20.428		282.5	15:44	1:44:15.232
14	1	50:43.888	...	1:38.345	1:54.802	3.947		21.612	7.156	276.7	16:34	2:34:59.120
15	1	3:59.561	37.847	1:32.149	1:49.565	3.895	4.398	20.486	6.876	281.7	16:38	2:38:58.681
16	1	3:59.896	37.581	1:32.099	1:50.216	3.900	4.381	21.157	7.027	283.2	16:42	2:42:58.577
17	1	4:48.635B	37.687	1:35.084	2:35.864		4.377	30.303		284.7	16:47	2:47:47.212
18	3	15:09.685	...	1:34.456	1:52.352	3.944		21.342	7.047	276.0	17:02	3:02:56.897
19	3	4:07.626B	37.593	1:32.948	1:57.085		4.393	20.783		269.8	17:07	3:07:04.523
20	3	6:09.032	2:45.799	1:32.288	1:50.945	3.863		20.393	7.107	281.0	17:13	3:13:13.555
21	3	4:01.174	37.707	1:32.358	1:51.109	3.916	4.383	20.931	6.769	281.7	17:17	3:17:14.729
22	3	4:07.227B	37.525	1:32.966	1:56.736		4.401	20.503		278.8	17:21	3:21:21.956
23	3	27:12.805	...	1:33.046	1:51.813	3.882		20.515	6.731	276.7	17:48	3:48:34.761
24	3	4:05.693B	37.238	1:32.831	1:55.624		4.366	20.292		277.4	17:52	3:52:40.454
25	3	6:22.702B	2:28.503	1:33.506	2:20.693			31.658		281.7	17:59	3:59:03.156

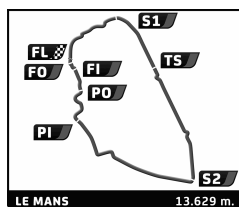
98	Aston Martin Racing		Aston Martin Vantage V8									
	1. Paul DALLA LANA		LMGTE Am									
	2. Pedro LAMY		3. Christoffer NYGAARD									

1	2	50:45.049	...	1:36.619	1:54.543	3.952		21.518	7.440	254.5	14:50	50:45.049
2	2	4:03.157	38.260	1:33.150	1:51.747	4.059	4.462	20.958	7.056	282.5	14:54	54:48.206
3	2	4:03.478	38.345	1:33.677	1:51.456	3.902	4.470	20.617	7.068	284.7	14:58	58:51.684
4	2	4:01.525	38.131	1:32.661	1:50.733	3.967	4.404	20.464	6.946	283.2	15:02	1:02:53.209
5	2	4:07.974B	38.077	1:32.184	1:57.713		4.454	21.007		283.9	15:07	1:07:01.183
6	3	7:19.475	3:49.297	1:34.588	1:55.590	3.918		22.737	7.558	285.4	15:14	1:14:20.658
7	3	4:03.786	38.316	1:32.968	1:52.502	3.934	4.416	21.848	7.262	282.5	15:18	1:18:24.444
8	3	5:07.569	37.998	2:36.673	1:52.898	3.922	4.417	21.523	7.461	142.0	15:23	1:23:32.013
9	3	4:03.655	38.019	1:33.337	1:52.299	3.886	4.433	21.170	7.444	280.3	15:27	1:27:35.668
10	3	4:04.186	38.188	1:33.145	1:52.853	3.911	4.424	21.359	7.184	280.3	15:31	1:31:39.854
11	3	4:08.283B	38.269	1:32.705	1:57.309		4.432	20.922		281.0	15:35	1:35:48.137
12	1	6:34.435	3:05.357	1:35.600	1:53.478	3.958		21.183	7.568	271.8	15:42	1:42:22.572
13	1	4:03.867	38.260	1:33.274	1:52.333	3.930	4.477	21.037	7.187	282.5	15:46	1:46:26.439
14	1	4:02.463	38.280	1:32.870	1:51.313	4.106	4.468	20.670	7.323	282.5	15:50	1:50:28.902
15	1	4:28.160B	37.800	1:32.735	2:17.625		4.520	28.084		281.7	15:54	1:54:57.062
16	1	18:17.888	...	1:36.156	1:52.831	3.912		22.074	7.156	237.2	16:13	2:13:14.950
17	1	4:00.571	37.860	1:32.074	1:50.637	3.948	4.439	20.833	6.987	283.9	16:17	2:17:15.521
18	1	4:04.131	41.004	1:32.150	1:50.977	4.099	4.432	20.849	7.028	286.9	16:21	2:21:19.652
19	1	4:02.484	37.645	1:32.236	1:52.603	3.932	4.491	21.352	7.249	284.7	16:25	2:25:22.136
20	1	4:00.903	37.414	1:32.440	1:51.049	3.930	4.428	20.898	7.113	285.4	16:29	2:29:23.039
21	1	4:10.939B	37.536	1:32.579	2:00.824		4.415	23.285		286.9	16:33	2:33:33.978

99	Aston Martin Racing		Aston Martin Vantage V8									
	1. Alex MACDOWALL		LMGTE Pro									
	2. Daryl O'YOUNG		3. Fernando REES									



24h LE MANS



TEST DAY 24 HEURES DU MANS 2014 Test Practice 2

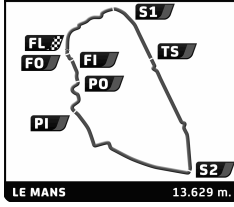
Sector Analysis

■ Personal Best ■ Session Best B Crossing the finish line in pit lane

Lap	D	Time	Sector 1	Sector 2	Sector 3	T6	T7	Porsche	Ford	T. Spd	Hour	Elapsed
1	2	58:39.078	...	1:53.870	2:12.378	4.034		25.815	8.059	213.4	14:58	58:39.078
2	2	4:44.412B	42.022	1:45.265	2:17.125		4.450	26.073		220.8	15:03	1:03:23.490
3	2	7:45.552	3:54.498	1:45.629	2:05.425	3.969		24.319	7.807	241.5	15:11	1:11:09.042
4	2	4:41.821B	42.447	1:50.225	2:09.149		4.431	24.458		242.6	15:15	1:15:50.863
5	2	9:21.605	4:51.457	2:33.375	1:56.773	3.908		22.354	7.343	166.2	15:25	1:25:12.468
6	2	4:08.641	38.721	1:35.543	1:54.377	3.896	4.403	22.103	7.339	270.4	15:29	1:29:21.109
7	2	4:03.232	38.104	1:32.908	1:52.220	3.871	4.397	22.431	7.209	267.8	15:33	1:33:24.341
8	2	4:08.906B	38.118	1:32.407	1:58.381		4.393	21.266		266.5	15:37	1:37:33.247
9	3	6:41.226	3:05.908	1:37.342	1:57.976	3.897		22.575	7.810	257.6	15:44	1:44:14.473
10	3	4:02.870	38.270	1:33.339	1:51.261	3.850	4.420	21.114	7.059	281.7	15:48	1:48:17.343
11	3	4:00.845	37.829	1:32.783	1:50.233	3.864	4.393	20.667	7.001	283.9	15:52	1:52:18.188
12	3	4:47.382B	38.157	1:54.008	2:15.217		4.386	25.448		284.7	15:57	1:57:05.570
13	3	29:46.457	...	1:35.903	1:52.450	3.837		21.252	7.352	278.1	16:26	2:26:52.027
14	3	3:59.996	37.466	1:31.948	1:50.582	3.854	4.363	20.572	7.044	281.7	16:30	2:30:52.023
15	3	4:09.166B	37.766	1:33.359	1:58.041		4.377	20.899		283.2	16:35	2:35:01.189
16	3	10:13.684	6:37.176	1:35.956	2:00.552	4.548		22.938	8.124	280.3	16:45	2:45:14.873
17	3	6:18.548B	56.683	2:17.439	3:04.426		6.693	40.641		149.6	16:51	2:51:33.421
18	3	8:47.274	5:15.240	1:36.764	1:55.270	3.874		21.120	7.782	261.3	17:00	3:00:20.695
19	3	4:05.587	38.057	1:33.707	1:53.823	3.887	4.397	21.311	7.477	272.5	17:04	3:04:26.282
20	3	4:08.706B	38.198	1:33.300	1:57.208		4.401	20.458		281.0	17:08	3:08:34.988
21	1	6:45.754	3:16.782	1:36.142	1:52.830	3.966		21.604	7.264	272.5	17:15	3:15:20.742
22	1	4:03.092	38.934	1:33.006	1:51.152	4.137	4.458	21.030	7.003	276.7	17:19	3:19:23.834
23	1	4:01.107	37.968	1:31.990	1:51.149	3.964	4.480	20.822	6.970	278.8	17:23	3:23:24.941
24	1	4:10.069B	38.003	1:33.062	1:59.004		4.427	21.306		279.5	17:27	3:27:35.010
25	1	12:55.252	9:30.269	1:32.720	1:52.263	3.926		21.130	7.230	279.5	17:40	3:40:30.262
26	1	4:03.460	37.625	1:32.359	1:53.476	3.923	4.419	22.702	7.324	281.0	17:44	3:44:33.722
27	1	4:02.915	38.178	1:33.083	1:51.654	3.909	4.422	20.879	7.088	276.7	17:48	3:48:36.637
28	1	4:06.635B	37.665	1:32.206	1:56.764		4.396	21.202		274.6	17:52	3:52:43.272
29	1	6:15.353B	2:14.789	1:36.479	2:24.085			34.042		273.2	17:58	3:58:58.625



24h LE MANS



TEST DAY 24 HEURES DU MANS 2014 Test Practice 2

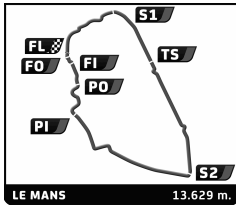
Sector Analysis

Personal Best Session Best B Crossing the finish line in pit lane

Lap	D	Time	Sector 1	Sector 2	Sector 3	T. Spd	Elapsed	Lap	D	Time	Sector 1	Sector 2	Sector 3	T. Spd	Elapsed
41	3	3:24.569	32.234	1:17.793	1:34.542	312.7	3:50:34.358	2	3	3:38.982	34.268	1:25.222	1:39.492	320.1	45:47.014
42	3	3:23.156	32.236	1:17.830	1:33.090	316.3	3:53:57.514	3	3	3:40.599	38.086	1:23.431	1:39.082	319.1	49:27.613
43	3	3:23.208	32.291	1:18.389	1:32.528	322.9	3:57:20.722	4	3	3:36.177	34.143	1:22.481	1:39.553	322.0	53:03.790
44	3	4:36.160 B	34.832	1:42.174	2:19.154	219.0	4:01:56.882	5	3	7:47.197 B	34.170	1:22.101	5:50.926	319.1	1:00:50.987
8 Toyota Racing Toyota TS 040 - Hybrid 1.Anthony DAVIDSON 3.Sébastien BUEMI 2.Nicolas LAPIERRE LMP1 - H								6 3 43:46.395 ... 1:24.556 1:39.487 311.8 1:44:37.382 7 3 3:37.093 33.891 1:21.898 1:41.304 324.9 1:48:14.475 8 3 3:40.168 35.000 1:22.737 1:42.431 323.9 1:51:54.643 9 3 4:09.768 B 33.837 1:34.390 2:01.541 324.9 1:56:04.411 10 3 16:34.006 ... 1:27.270 1:39.269 307.3 2:12:38.417 11 3 3:33.848 34.133 1:22.653 1:37.062 320.1 2:16:12.265 12 3 3:42.102 34.077 1:22.771 1:45.254 295.6 2:19:54.367 13 3 3:31.700 33.631 1:21.373 1:36.696 321.0 2:23:26.067 14 3 3:33.125 33.639 1:22.249 1:37.237 319.1 2:26:59.192 15 3 3:33.158 33.818 1:21.841 1:37.499 315.4 2:30:32.350 16 3 3:36.983 33.713 1:22.620 1:40.650 296.4 2:34:09.333 17 3 3:45.664 B 33.964 1:21.944 1:49.756 322.0 2:37:54.997 18 1 21:10.917 ... 1:27.467 1:42.530 308.2 2:59:05.914 19 1 3:39.629 34.502 1:23.671 1:41.456 320.1 3:02:45.543 20 1 3:37.170 34.057 1:23.097 1:40.016 320.1 3:06:22.713 21 1 3:37.186 33.905 1:22.670 1:40.611 322.9 3:09:59.899 22 1 3:37.430 33.937 1:22.628 1:40.865 323.9 3:13:37.329 23 1 3:40.857 33.722 1:22.169 1:44.966 324.9 3:17:18.186 24 1 3:39.393 34.417 1:23.280 1:41.696 319.1 3:20:57.579 25 1 3:36.840 33.893 1:23.756 1:39.191 322.9 3:24:34.419 26 1 3:34.532 33.773 1:22.408 1:38.351 320.1 3:28:08.951 27 1 4:36.472 B 33.625 1:25.428 2:37.419 320.1 3:32:45.423 28 2 8:02.173 4:49.084 1:27.205 1:45.884 295.6 3:40:47.596 29 2 3:45.545 B 35.203 1:23.164 1:47.178 315.4 3:44:33.141 30 2 5:56.829 2:27.758 1:39.187 1:49.884 242.0 3:50:29.970 31 2 3:34.027 33.890 1:22.373 1:37.764 313.6 3:54:03.997							
12 Rebellion Racing Rebellion R-One - Toyota 1.Nicolas PROST 3.Mathias BECHE 2.Nick HEIDFELD LMP1 - L								13 Rebellion Racing Rebellion R-One - Toyota 1.Dominik KRAIHAMER 3.Fabio LEIMER 2.Andrea BELICCHI LMP1 - L							
1 3 42:08.032 ... 1:25.612 1:40.244 298.0 42:08.032								1 2 46:18.949 B ... 1:30.960 2:02.524 251.6 46:18.949 2 2 6:30.216 3:20.013 1:26.036 1:44.167 307.3 52:49.165 3 2 3:42.508 35.494 1:24.570 1:42.444 321.0 56:31.673 4 2 3:49.496 37.901 1:25.352 1:46.243 321.0 1:00:21.169 5 2 3:41.433 34.934 1:24.862 1:41.637 319.1 1:04:02.602 6 2 3:53.723 B 35.988 1:26.347 1:51.388 300.5 1:07:56.325 7 2 19:27.189 ... 1:24.457 1:41.231 301.3 1:27:23.514 8 2 3:38.382 34.199 1:24.437 1:39.746 304.7 1:31:01.896 9 2 3:34.140 33.604 1:22.051 1:38.485 322.9 1:34:36.036 10 2 3:52.317 B 33.841 1:27.143 1:51.333 326.8 1:38:28.353 11 1 36:25.292 ... 1:25.061 1:41.051 313.6 2:14:53.645 12 1 3:36.354 34.153 1:22.917 1:39.284 319.1 2:18:29.999 13 1 3:37.017 34.052 1:22.850 1:40.115 322.9 2:22:07.016 14 1 3:37.647 34.466 1:23.210 1:39.971 293.2 2:25:44.663 15 1 3:36.501 33.774 1:23.153 1:39.574 324.9 2:29:21.164 16 1 3:35.534 34.063 1:23.084 1:38.387 325.8 2:32:56.698 17 1 3:39.558 33.985 1:23.383 1:42.190 297.2 2:36:36.256 18 1 3:37.936 34.062 1:24.431 1:39.443 308.2 2:40:14.192 19 1 3:47.146 B 34.310 1:24.392 1:48.444 301.3 2:44:01.338 20 1 17:19.374 ... 1:24.649 1:43.023 311.8 3:01:20.712 21 1 3:36.520 33.992 1:22.862 1:39.666 323.9 3:04:57.232 22 1 3:35.534 33.862 1:22.793 1:38.879 326.8 3:08:32.766 23 1 3:33.043 33.645 1:21.835 1:37.563 327.8 3:12:05.809 24 1 3:38.539 34.000 1:24.628 1:39.911 298.8 3:15:44.348							



24h LE MANS



TEST DAY

24 HEURES DU MANS 2014

Test Practice 2

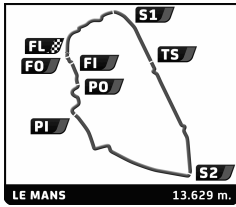
Sector Analysis

■ Personal Best
 ■ Session Best
 ■ B Crossing the finish line in pit lane

Lap	D	Time	Sector 1	Sector 2	Sector 3	T. Spd	Elapsed	Lap	D	Time	Sector 1	Sector 2	Sector 3	T. Spd	Elapsed
30	1	3:48.808	35.126	1:28.998	1:44.684	298.8	2:44:53.225	19	1	3:53.875	36.592	1:28.993	1:48.290	298.0	1:28:13.254
31	1	4:53.520 B	40.890	1:54.212	2:18.418	203.0	2:49:46.745	20	1	3:54.330	36.526	1:29.233	1:48.571	295.6	1:32:07.584
32	1	28:35.390	...	1:29.125	1:46.244	296.4	3:18:22.135	21	1	3:55.448	37.363	1:29.595	1:48.490	294.8	1:36:03.032
33	1	3:44.637	34.015	1:25.253	1:45.369	300.5	3:22:06.772	22	1	4:03.351 B	36.482	1:29.326	1:57.543	296.4	1:40:06.383
34	1	3:42.635	35.104	1:25.488	1:42.043	303.0	3:25:49.407	23	2	6:49.083 B	3:13.266	1:29.387	2:06.430	288.5	1:46:55.466
35	1	9:09.309 B	34.869	1:25.478	7:08.962	298.8	3:34:58.716	24	2	11:32.403 B	6:38.174	2:13.955	2:40.274	157.9	1:58:27.869
38 Jota Sport Zytek Z11SN - Nissan LMP2 1.Simon DOLAN 3.Marc GENE 2.Harry TINCKNELL								25 2 15:49.567 ... 1:33.577 1:47.418 271.1 2:14:17.436 26 2 3:50.787 36.038 1:28.378 1:46.371 295.6 2:18:08.223 27 2 3:50.501 35.908 1:28.066 1:46.527 298.8 2:21:58.724 28 2 3:48.794 36.066 1:27.525 1:45.203 298.0 2:25:47.518 29 2 4:01.194 B 35.937 1:30.387 1:54.870 269.1 2:29:48.712 30 2 5:14.446 2:01.608 1:28.535 1:44.303 286.2 2:35:03.158 31 2 3:45.606 35.206 1:26.734 1:43.666 294.0 2:38:48.764 32 2 3:49.198 37.078 1:27.815 1:44.305 298.0 2:42:37.962 33 2 4:16.378 B 35.093 1:26.748 2:14.537 294.8 2:46:54.340 34 4 13:29.786 9:53.777 1:40.645 1:55.364 292.4 3:00:24.126 35 4 4:07.582 38.067 1:30.937 1:58.578 297.2 3:04:31.708 36 4 4:38.987 B 50.814 1:37.245 2:10.928 261.3 3:09:10.695 37 2 6:01.543 2:47.803 1:28.917 1:44.823 294.0 3:15:12.238 38 2 3:50.441 36.021 1:27.288 1:47.132 297.2 3:19:02.679 39 2 3:47.367 35.733 1:27.258 1:44.376 294.8 3:22:50.046 40 2 3:50.263 37.573 1:28.285 1:44.405 296.4 3:26:40.309 41 2 4:08.462 B 35.500 1:27.679 2:05.283 295.6 3:30:48.771 42 1 9:58.453 6:30.845 1:32.424 1:55.184 276.7 3:40:47.224 43 1 4:01.532 39.005 1:32.341 1:50.186 293.2 3:44:48.756 44 1 3:55.853 36.969 1:29.582 1:49.302 296.4 3:48:44.609 45 1 3:55.023 36.624 1:29.087 1:49.312 299.7 3:52:39.632 46 1 3:53.947 36.657 1:29.598 1:47.692 296.4 3:56:33.579 47 1 5:13.946 B 36.554 1:52.985 2:44.407 175.9 4:01:47.525							
41 Greaves Motorsport Zytek Z11SN - Nissan LMP2 1.Michael MUNEMMAN 3.James WINSLOW 2.Alessandro LATIF 4.Dan NORRIS-JONES								42 Caterham Racing Zytek Z11SN - Nissan LMP2 1.Thomas KIMBER-SMITH 3.Matthew McMURRY 2.Chris DYSON							
1	3	12:14.690	8:49.971	1:33.658	1:51.061	239.3	12:14.690	1	1	26:52.616	...	1:28.706	1:43.712	294.0	26:52.616
2	3	3:53.786	37.276	1:28.578	1:47.932	294.0	16:08.476	2	1	3:45.005	34.992	1:25.453	1:44.560	300.5	30:37.621
3	3	3:52.151	36.693	1:28.577	1:46.881	294.0	20:00.627	3	1	3:49.967 B	35.020	1:25.442	1:49.505	303.0	34:27.588
4	3	3:47.875	35.825	1:27.031	1:45.019	295.6	23:48.502	4	1	6:26.037 B	3:07.391	1:26.997	1:51.649	298.0	40:53.625
5	3	3:46.596	36.196	1:26.470	1:43.930	296.4	27:35.098	5	1	5:13.792	2:01.548	1:27.346	1:44.898	299.7	46:07.417
6	3	3:51.129	35.068	1:26.252	1:49.809	297.2	31:26.227	6	1	3:42.155	34.996	1:25.558	1:41.601	299.7	49:49.572
7	3	3:58.317 B	35.272	1:27.225	1:55.820	296.4	35:24.544	7	1	3:53.113 B	36.614	1:25.752	1:50.747	299.7	53:42.685
8	3	5:34.673	2:18.630	1:30.183	1:45.860	294.0	40:59.217	8	1	5:34.308 B	2:12.534	1:27.900	1:53.874	299.7	59:16.993
9	3	3:45.785	34.960	1:26.483	1:44.342	296.4	44:45.002	9	2	5:59.755	2:42.003	1:29.524	1:48.228	297.2	1:05:16.748
10	3	3:45.180	34.912	1:26.583	1:43.685	297.2	48:30.182	10	2	3:52.144	36.586	1:28.637	1:46.921	300.5	1:09:08.892
11	3	3:43.261	35.064	1:25.797	1:42.400	295.6	52:13.443	11	2	3:58.559 B	36.004	1:27.680	1:54.875	299.7	1:13:07.451
12	3	4:42.733 B	40.223	1:43.930	2:18.580	190.5	56:56.176	12	3	5:47.174	2:29.686	1:29.444	1:48.044	293.2	1:18:54.625
13	1	6:23.798	2:55.286	1:34.418	1:54.094	287.7	1:03:19.974	13	3	5:10.902	36.260	2:48.045	1:46.597	58.1	1:24:05.527
14	1	4:05.196	39.054	1:33.740	1:52.402	270.4	1:07:25.170	14	3	3:50.902	36.200	1:27.808	1:46.894	299.7	1:27:56.429
15	1	4:02.837	38.006	1:31.676	1:53.155	290.0	1:11:28.007	15	3	3:48.612	35.827	1:27.180	1:45.605	299.7	1:31:45.041
16	1	3:57.753	37.120	1:30.914	1:49.719	297.2	1:15:25.760	16	3	3:47.970	35.678	1:27.177	1:45.115	302.2	1:35:33.011
17	1	3:55.893	37.230	1:29.744	1:48.919	293.2	1:19:21.653	17	3	3:47.564	35.522	1:26.734	1:45.308	305.6	1:39:20.575
18	1	4:57.726	36.857	2:32.062	1:48.807	138.9	1:24:19.379	18	3	3:48.721	36.700	1:27.225	1:44.796	299.7	1:43:09.296
								19	3	3:47.318	35.628	1:26.799	1:44.891	301.3	1:46:56.614
								20	3	3:46.812	35.361	1:26.669	1:44.782	299.7	1:50:43.426
								21	3	4:20.612 B	35.545	1:26.637	2:18.430	299.7	1:55:04.038
								22	3	18:45.651	...	1:33.044	1:46.137	211.3	2:13:49.689
								23	3	3:49.780	35.533	1:27.270	1:46.977	301.3	2:17:39.469
								24	3	3:48.609	35.527	1:26.648	1:46.434	299.7	2:21:28.078
								25	3	3:55.839 B	35.572	1:27.179	1:53.088	302.2	2:25:23.917



24h LE MANS



TEST DAY 24 HEURES DU MANS 2014 Test Practice 2

Sector Analysis

Personal Best Session Best B Crossing the finish line in pit lane

Lap	D	Time	Sector 1	Sector 2	Sector 3	T. Spd	Elapsed	Lap	D	Time	Sector 1	Sector 2	Sector 3	T. Spd	Elapsed
14	2	4:07.508B	35.130	1:26.693	2:05.685	298.8	2:47:01.701	4	1	3:45.154	35.454	1:26.962	1:42.738	296.4	34:18.367
15	2	14:38.187	...	1:27.471	1:46.277	294.8	3:01:39.888	5	1	3:44.674	35.318	1:26.372	1:42.984	295.6	38:03.041
16	2	3:42.426	34.665	1:25.600	1:42.161	298.0	3:05:22.314	6	1	3:55.215B	36.130	1:27.295	1:51.790	295.6	41:58.256
17	2	3:47.114	34.933	1:26.362	1:45.819	303.9	3:09:09.428	7	1	16:04.869	...	1:29.475	1:45.126	285.4	58:03.125
18	2	3:40.997	34.391	1:25.471	1:41.135	299.7	3:12:50.425	8	1	3:50.429	35.529	1:28.592	1:46.308	298.8	1:01:53.554
19	2	3:43.164	34.906	1:25.400	1:42.858	298.8	3:16:33.589	9	1	3:48.070	35.945	1:26.851	1:45.274	301.3	1:05:41.624
20	2	3:54.220B	35.309	1:27.491	1:51.420	303.0	3:20:27.809	10	1	3:43.924	35.245	1:26.127	1:42.552	298.0	1:09:25.548
21	3	7:01.159	3:53.079	1:26.346	1:41.734	301.3	3:27:28.968	11	1	3:47.059	35.426	1:27.266	1:44.367	300.5	1:13:12.607
22	3	4:24.663B	35.368	1:26.882	2:22.413	302.2	3:31:53.631	12	1	3:50.748B	35.068	1:26.527	1:49.153	298.0	1:17:03.355
23	3	8:08.099	4:53.086	1:28.429	1:46.584	298.8	3:40:01.730	13	2	10:10.798	6:40.886	1:35.645	1:54.267	231.2	1:27:14.153
24	3	3:40.454	34.438	1:25.297	1:40.719	300.5	3:43:42.184	14	2	4:00.083	37.591	1:32.200	1:50.292	259.4	1:31:14.236
25	3	3:39.475	34.503	1:24.761	1:40.211	302.2	3:47:21.659	15	2	3:56.177	37.064	1:30.568	1:48.545	293.2	1:35:10.413
26	3	3:53.794B	34.374	1:26.003	1:53.417	300.5	3:51:15.453	16	2	3:53.263	36.078	1:28.926	1:48.259	297.2	1:39:03.676
27	3	4:48.554	1:41.361	1:26.170	1:41.023	301.3	3:56:04.007	17	2	3:50.724	35.972	1:28.414	1:46.338	296.4	1:42:54.400
28	3	4:32.914B	34.122	1:27.360	2:31.432	302.2	4:00:36.921	18	2	4:03.091B	36.316	1:27.891	1:58.884	296.4	1:46:57.491

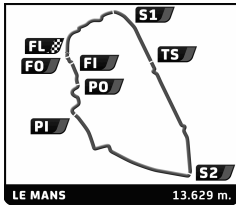
48		Murphy Prototypes		Oreca 03 - Nissan			
		1.Nathanael BERTHON		LMP2			
		2.Rodolfo GONZALEZ		3.Karun CHANDHOK			
		4.Alex KAPADIA					
1	2	36:12.931	...	1:32.065	1:49.743	292.4	36:12.931
2	2	3:49.093	36.454	1:27.265	1:45.374	299.7	40:02.024
3	2	3:48.638	36.439	1:27.023	1:45.176	302.2	43:50.662
4	2	3:47.025	35.516	1:27.195	1:44.314	303.0	47:37.687
5	2	3:49.837	36.561	1:27.801	1:45.475	301.3	51:27.524
6	2	3:44.398	35.475	1:25.827	1:43.096	305.6	55:11.922
7	2	3:44.937	35.042	1:26.497	1:43.398	302.2	58:56.859
8	2	3:44.475	34.897	1:25.915	1:43.663	303.0	1:02:41.334
9	2	3:42.757	34.879	1:25.649	1:42.229	303.0	1:06:24.091
10	2	3:44.730	35.755	1:26.185	1:42.790	301.3	1:10:08.821
11	2	3:45.818	35.513	1:27.369	1:42.936	301.3	1:13:54.639
12	2	3:54.703B	35.140	1:25.481	1:54.082	303.9	1:17:49.342
13	3	16:14.979	...	1:28.858	1:44.534	298.8	1:34:04.321
14	3	3:57.051B	35.043	1:25.889	1:56.119	303.9	1:38:01.372
15	3	7:10.785B	3:52.037	1:26.006	1:52.742	302.2	1:45:12.157
16	3	7:18.177B	3:57.281	1:27.834	1:53.062	302.2	1:52:30.334
17	3	19:27.117	...	1:26.809	1:44.665	298.0	2:11:57.451
18	3	3:39.592	34.953	1:24.704	1:39.935	304.7	2:15:37.043
19	3	3:38.286	34.204	1:24.265	1:39.817	301.3	2:19:15.329
20	3	3:50.409B	35.444	1:24.845	1:50.120	301.3	2:23:05.738
21	2	6:55.254	3:43.375	1:27.595	1:44.284	299.7	2:30:00.992
22	2	3:44.119	35.341	1:26.190	1:42.588	301.3	2:33:45.111
23	2	3:48.391	34.943	1:26.202	1:47.246	301.3	2:37:33.502
24	2	3:43.854	35.075	1:25.937	1:42.842	299.7	2:41:17.356
25	2	3:56.839	36.211	1:28.839	1:51.789	302.2	2:45:14.195
26	2	6:16.250B	55.009	2:17.665	3:03.576	164.7	2:51:30.445
27	1	8:57.496	5:38.685	1:30.419	1:48.392	295.6	3:00:27.941
28	1	3:51.213	35.698	1:28.100	1:47.415	304.7	3:04:19.154
29	1	3:44.506	35.225	1:26.539	1:42.742	304.7	3:08:03.660
30	1	3:44.109	35.605	1:26.285	1:42.219	303.9	3:11:47.769
31	1	3:42.764	34.691	1:26.062	1:42.011	302.2	3:15:30.533
32	1	3:44.759	34.715	1:28.093	1:41.951	304.7	3:19:15.292
33	1	3:50.700B	35.397	1:25.578	1:49.725	303.9	3:23:05.992

50		Larbre Competition		Morgan - Judd			
		1.Pierre RAGUES		LMP2			
		2.Ricky TAYLOR		3.Keiko IHARA			
1	1	22:59.838	...	1:31.035	1:45.687	285.4	22:59.838
2	1	3:47.909	36.780	1:27.836	1:43.293	297.2	26:47.747
3	1	3:45.466	35.178	1:26.409	1:43.879	297.2	30:33.213

51		AF Corse		Ferrari 458 Italia			
		1.Gianmaria BRUNI		LMGTE Pro			
		2.Tony VILANDER		3.Giancarlo FISICHELLA			
1	2	1:13:48.487	...	1:42.067	1:56.748	220.8	1:13:48.487
2	2	4:00.111	37.811	1:32.303	1:49.997	287.7	1:17:48.598
3	2	4:22.098B	37.708	1:47.232	1:57.158	227.3	1:22:10.696
4	2	14:06.582	...	1:38.545	1:53.361	243.1	1:36:17.278
5	2	4:13.436B	39.216	1:34.718	1:59.502	255.7	1:40:30.714
6	2	11:36.654	8:08.243	1:36.395	1:52.016	249.3	1:52:07.368
7	2	4:34.530B	37.670	1:41.082	2:15.778	287.7	1:56:41.898
8	2	17:24.028	...	1:33.741	1:51.724	287.7	2:14:05.926
9	2	3:58.040	37.152	1:31.412	1:49.476	287.7	2:18:03.966
10	2	4:05.390B	37.226	1:31.932	1:56.232	286.9	2:22:09.356
11	1	6:58.288	3:29.891	1:34.035	1:54.362	286.9	2:29:07.644
12	1	4:00.534	37.499	1:32.353	1:50.682	286.9	2:33:08.178
13	1	4:00.270	37.579	1:31.861	1:50.830	287.7	2:37:08.448
14	1	3:57.799	37.378	1:31.347	1:49.074	290.0	2:41:06.247
15	1	4:16.634B	37.375	1:32.601	2:06.658	290.0	2:45:22.881
16	1	15:24.238	...	1:38.169	1:56.582	251.0	3:00:47.119
17	1	3:58.930	37.694	1:31.880	1:49.356	286.9	3:04:46.049



24h LE MANS



TEST DAY 24 HEURES DU MANS 2014 Test Practice 2 Sector Analysis

Personal Best Session Best B Crossing the finish line in pit lane

Lap	D	Time	Sector 1	Sector 2	Sector 3	T. Spd	Elapsed	Lap	D	Time	Sector 1	Sector 2	Sector 3	T. Spd	Elapsed
18	1	3:58.406	37.584	1:31.475	1:49.347	288.5	3:08:44.455	2	1	4:01.057	38.528	1:32.117	1:50.412	290.8	21:57.026
19	1	4:04.716B	37.280	1:31.209	1:56.227	291.6	3:12:49.171	3	1	4:07.562B	38.280	1:32.322	1:56.960	291.6	26:04.588
20	3	6:29.396	3:00.485	1:34.223	1:54.688	281.7	3:19:18.567	4	2	6:38.235	3:06.368	1:35.564	1:56.303	284.7	32:42.823
21	3	4:00.095	37.915	1:32.334	1:49.846	290.0	3:23:18.662	5	2	4:02.979	38.384	1:32.677	1:51.918	290.0	36:45.802
22	3	3:58.042	37.649	1:31.220	1:49.173	290.8	3:27:16.704	6	2	4:02.206	38.028	1:32.591	1:51.587	288.5	40:48.008
23	3	4:30.521B	37.424	1:30.827	2:22.270	290.0	3:31:47.225	7	2	4:04.085	38.386	1:32.612	1:53.087	290.0	44:52.093
24	3	12:25.850	8:57.517	1:37.042	1:51.291	249.3	3:44:13.075	8	2	4:22.782B	39.573	1:32.842	2:10.367	288.5	49:14.875
25	3	3:59.561	37.706	1:32.010	1:49.845	292.4	3:48:12.636	9	2	10:01.397	6:29.518	1:37.608	1:54.271	274.6	59:16.272
26	3	3:58.386	37.529	1:31.806	1:49.051	288.5	3:52:11.022	10	2	4:05.400	38.718	1:33.518	1:53.164	289.3	1:03:21.672
27	3	3:57.483	37.492	1:31.147	1:48.844	292.4	3:56:08.505	11	2	4:13.908	38.490	1:36.257	1:59.161	286.2	1:07:35.580
28	3	4:29.610B	38.844	1:32.946	2:17.820	282.5	4:00:38.115	12	2	4:04.200	38.559	1:33.456	1:52.185	289.3	1:11:39.780

52 RAM Racing
1. Matt GRIFFIN
2. Alvaro PARENTE

Ferrari 458 Italia
LMGTE Pro

3. Federico LEO

1	3	6:07.349	2:27.344	1:42.682	1:57.323	253.9	6:07.349
2	3	4:04.496	39.130	1:32.902	1:52.464	289.3	10:11.845
3	3	4:01.591	38.101	1:32.109	1:51.381	289.3	14:13.436
4	3	4:00.263	38.106	1:31.473	1:50.684	293.2	18:13.699
5	3	4:00.634	38.103	1:31.972	1:50.559	289.3	22:14.333
6	3	4:00.717	38.121	1:32.215	1:50.381	290.0	26:15.050
7	3	4:02.728	37.953	1:31.753	1:53.022	288.5	30:17.778
8	3	3:59.970	38.020	1:31.779	1:50.171	289.3	34:17.748
9	3	4:12.506B	38.500	1:32.996	2:01.010	288.5	38:30.254
10	1	6:50.535	3:25.762	1:33.239	1:51.534	289.3	45:20.789
11	1	4:00.033	37.852	1:31.812	1:50.369	290.0	49:20.822
12	1	4:00.081	38.406	1:31.530	1:50.145	290.0	53:20.903
13	1	3:59.887	37.698	1:31.877	1:50.312	287.7	57:20.790
14	1	4:11.085B	37.892	1:31.840	2:01.353	290.8	1:01:31.875
15	1	5:01.031	1:36.902	1:32.678	1:51.451	290.8	1:06:32.906
16	1	3:57.993	37.428	1:31.265	1:49.300	289.3	1:10:30.899
17	1	3:59.047	37.649	1:31.432	1:49.966	289.3	1:14:29.946
18	1	4:12.246B	37.428	1:32.218	2:02.600	290.0	1:18:42.192
19	2	6:27.380	2:37.309	1:57.990	1:52.081	147.4	1:25:09.572
20	2	3:59.077	37.468	1:31.788	1:49.821	288.5	1:29:08.649
21	2	3:59.466	37.204	1:31.041	1:51.221	290.8	1:33:08.115
22	2	4:04.247B	37.624	1:30.904	1:55.719	290.8	1:37:12.362
23	3	6:42.131	3:15.155	1:34.810	1:52.166	288.5	1:43:54.493
24	3	4:00.161	38.023	1:31.662	1:50.476	292.4	1:47:54.654
25	3	4:01.697	37.827	1:31.394	1:52.476	292.4	1:51:56.351
26	3	4:35.968B	37.897	1:42.012	2:16.059	290.0	1:56:32.319
27	3	1:03:41.078	...	1:41.303	1:58.813	259.4	3:00:13.397
28	3	4:16.387B	38.943	1:33.667	2:03.777	286.9	3:04:29.784
29	3	6:12.080	2:44.510	1:34.895	1:52.675	288.5	3:10:41.864
30	3	4:01.320	38.096	1:32.166	1:51.058	287.7	3:14:43.184
31	3	4:01.308	38.296	1:32.336	1:50.676	290.0	3:18:44.492
32	3	4:01.985	37.612	1:31.634	1:52.739	290.0	3:22:46.477
33	3	4:10.713B	37.915	1:32.173	2:00.625	289.3	3:26:57.190
34	2	6:27.388B	2:13.559	1:48.536	2:25.293	238.8	3:33:24.578
35	2	6:47.710	3:22.458	1:33.115	1:52.137	290.0	3:40:12.288
36	2	3:58.669	37.683	1:31.041	1:49.945	292.4	3:44:10.957
37	2	4:03.825B	37.542	1:31.170	1:55.113	290.8	3:48:14.782
38	1	5:32.756	2:06.333	1:33.587	1:52.836	288.5	3:53:47.538
39	1	4:14.306B	37.756	1:31.700	2:04.850	294.0	3:58:01.844

53 RAM Racing
1. Johnny MOWLEM
2. Archie HAMILTON

Ferrari 458 Italia
LMGTE Am

1	1	17:55.969	...	1:36.362	1:52.638	192.5	17:55.969
---	---	-----------	-----	----------	----------	-------	-----------

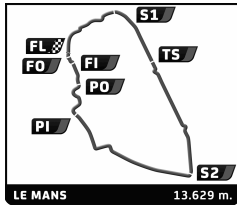
55 AF Corse
1. Duncan CAMERON

Ferrari 458 Italia
LMGTE Am

1	1	20:18.975	...	1:50.871	2:06.422	214.2	20:18.975
2	1	4:23.740	40.701	1:41.042	2:01.997	281.0	24:42.715
3	1	6:03.538B	1:20.455	2:05.378	2:37.705	185.9	30:46.253
4	1	8:28.893	4:50.529	1:39.777	1:58.587	235.7	39:15.146
5	1	4:13.196	39.621	1:35.041	1:58.534	282.5	43:28.342
6	1	4:10.897	39.484	1:34.833	1:56.580	281.7	47:39.239
7	1	4:12.675	40.335	1:35.882	1:56.458	273.2	51:51.914
8	1	4:11.111	39.357	1:35.423	1:56.331	280.3	56:03.025
9	1	4:30.143B	39.279	1:42.951	2:07.913	279.5	1:00:33.168
10	1	1:21:04.839	...	1:39.762	2:00.212	255.1	2:21:38.007
11	1	4:19.550	40.079	1:40.348	1:59.123	282.5	2:25:57.557
12	1	4:14.678	39.973	1:37.083	1:57.622	267.1	2:30:12.235
13	1	4:12.794	39.392	1:35.786	1:57.616	281.0	2:34:25.029
14	1	4:12.198	39.849	1:36.164	1:56.185	280.3	2:38:37.227
15	1	4:12.882	39.770	1:35.516	1:57.596	281.7	2:42:50.109
16	1	4:55.141B	40.837	1:39.303	2:35.001	278.8	2:47:45.250



24h LE MANS



TEST DAY 24 HEURES DU MANS 2014 Test Practice 2

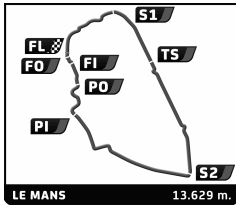
Sector Analysis

■ Personal Best ■ Session Best ■ Crossing the finish line in pit lane

Lap	D	Time	Sector 1	Sector 2	Sector 3	T. Spd	Elapsed	Lap	D	Time	Sector 1	Sector 2	Sector 3	T. Spd	Elapsed
30	2	4:01.171	37.689	1:32.164	1:51.318	286.2	2:36:20.260	90 8 Star Motorsports 1. Franck MONTECALVO 3. Paolo RUBERTI 2. Gianluca RODA Ferrari 458 Italia LMGTE Am							
31	2	4:11.042 B	37.377	1:34.252	1:59.413	284.7	2:40:31.302								
32	1	19:57.664	...	1:34.292	1:54.863	286.9	3:00:28.966								
33	1	4:05.942	38.862	1:33.425	1:53.655	289.3	3:04:34.908								
34	1	4:06.100	39.456	1:33.381	1:53.263	288.5	3:08:41.008								
35	1	4:05.011	39.058	1:33.417	1:52.536	286.9	3:12:46.019								
36	1	4:06.366	38.728	1:33.322	1:54.316	288.5	3:16:52.385								
37	1	4:14.987 B	38.961	1:33.459	2:02.567	287.7	3:21:07.372								
38	2	6:02.061	2:29.812	1:34.229	1:58.020	286.9	3:27:09.433								
39	2	4:33.877 B	37.882	1:31.837	2:24.158	288.5	3:31:43.310								
40	2	8:22.023	4:55.769	1:31.877	1:54.377	283.2	3:40:05.333								
41	2	3:59.050	37.383	1:32.213	1:49.454	285.4	3:44:04.383								
42	2	4:06.990 B	37.297	1:31.247	1:58.446	286.2	3:48:11.373								
43	3	5:24.125	2:00.200	1:33.201	1:50.724	285.4	3:53:35.498								
44	3	4:01.522	37.669	1:31.754	1:52.099	286.2	3:57:37.020								
45	3	5:15.967 B	41.578	1:53.363	2:41.026	197.8	4:02:52.987								
88	Proton Competition			Porsche 911 RSR			LMGTE Am								
	1. Christian RIED		3. Klaus BACHLER												
	2. Khaled ALQUBAISI		4. Patrick LONG												
1	3	29:01.881	...	1:34.958	1:53.384	278.8	29:01.881								
2	3	4:01.006	37.690	1:32.135	1:51.181	291.6	33:02.887								
3	3	4:00.297	37.966	1:31.880	1:50.451	290.0	37:03.184								
4	3	4:03.401	37.749	1:32.641	1:53.011	291.6	41:06.585								
5	3	4:03.402	38.911	1:32.504	1:51.987	291.6	45:09.987								
6	3	4:07.706 B	38.127	1:32.502	1:57.077	285.4	49:17.693								
7	3	14:06.843	...	1:32.726	1:54.217	284.7	1:03:24.536								
8	3	3:59.921	38.062	1:31.788	1:50.071	290.8	1:07:24.457								
9	3	3:59.697	37.845	1:31.614	1:50.238	287.7	1:11:24.154								
10	3	3:59.413	37.697	1:31.528	1:50.188	288.5	1:15:23.567								
11	3	4:06.998 B	38.273	1:32.168	1:56.557	293.2	1:19:30.565								
12	2	13:39.346	...	1:35.920	1:58.016	285.4	1:33:09.911								
13	2	4:07.032	39.348	1:33.644	1:54.040	290.0	1:37:16.943								
14	2	4:09.840	39.638	1:34.750	1:55.452	290.8	1:41:26.783								
15	2	4:06.087	39.310	1:34.014	1:52.763	288.5	1:45:32.870								
16	2	4:04.933	39.072	1:33.292	1:52.569	288.5	1:49:37.803								
17	2	4:03.794	38.699	1:33.102	1:51.993	289.3	1:53:41.597								
18	2	5:50.837 B	52.043	2:28.712	2:30.082	150.5	1:59:32.434								
19	1	13:21.650	9:49.684	1:36.349	1:55.617	281.0	2:12:54.084								
20	1	4:09.058	39.320	1:34.449	1:55.289	283.9	2:17:03.142								
21	1	4:04.961	39.226	1:32.963	1:52.772	288.5	2:21:08.103								
22	1	4:04.568	38.626	1:33.313	1:52.629	290.8	2:25:12.671								
23	1	4:07.235	38.667	1:35.798	1:52.770	289.3	2:29:19.906								
24	1	4:06.592	39.035	1:33.181	1:54.376	289.3	2:33:26.498								
25	1	4:06.814	39.796	1:34.024	1:52.994	290.0	2:37:33.312								
26	1	4:12.877 B	38.726	1:33.455	2:00.696	286.9	2:41:46.189								
27	3	6:57.155 B	2:56.901	1:38.021	2:22.233	239.9	2:48:43.344								
28	3	10:49.840	7:23.401	1:34.326	1:52.113	283.9	2:59:33.184								
29	3	4:04.448	39.035	1:34.081	1:51.332	289.3	3:03:37.632								
30	3	4:00.529	37.902	1:32.000	1:50.627	289.3	3:07:38.161								
31	3	3:59.895	38.159	1:31.894	1:49.842	290.0	3:11:38.056								
32	3	4:00.135	38.130	1:31.643	1:50.362	287.7	3:15:38.191								
33	3	4:07.483 B	38.220	1:32.134	1:57.129	291.6	3:19:45.674								
34	2	6:18.442	2:46.577	1:36.709	1:55.156	286.2	3:26:04.116								
35	2	4:24.058 B	39.010	1:34.808	2:10.240	289.3	3:30:28.174								
36	2	10:37.810	7:07.329	1:34.808	1:55.673	289.3	3:41:05.984								
37	2	4:06.372	38.886	1:33.480	1:54.006	288.5	3:45:12.356								
38	2	6:02.244 B	39.718	1:48.035	3:34.491	230.7	3:51:14.600								
92	Porsche Team Manthey			Porsche 911 RSR			LMGTE Pro								
	1. Marco HOLZER		3. Richard LIETZ												
	2. Frédéric MAKOWIECKI														
1	3	6:28.327	3:00.870	1:34.659	1:52.798	276.7	6:28.327								
2	3	4:00.176	37.874	1:32.299	1:50.003	288.5	10:28.503								
3	3	3:59.622	37.734	1:31.741	1:50.147	288.5	14:28.125								
4	3	3:59.272	37.785	1:31.537	1:49.950	290.0	18:27.397								
5	3	4:01.359	39.485	1:31.529	1:50.345	289.3	22:28.756								
6	3	4:01.145	37.924	1:31.743	1:51.478	290.0	26:29.901								
7	3	4:03.160	37.781	1:31.773	1:53.606	289.3	30:33.061								
8	3	4:01.360	38.231	1:31.885	1:51.244	290.0	34:34.421								
9	3	3:59.130	37.798	1:31.369	1:49.963	288.5	38:33.551								
10	3	3:59.339	37.926	1:31.397	1:50.016	291.6	42:32.890								
11	3	3:59.623	37.902	1:31.309	1:50.412	290.0	46:32.513								
12	3	5:49.801 B	37.751	1:31.298	3:40.752	288.5	52:22.314								
13	1	17:52.661	...	1:38.320	1:54.654	239.3	1:10:14.975								
14	1	4:02.524	39.081	1:32.151	1:51.292	290.8	1:14:17.499								
15	1	4:00.244	38.595	1:31.608	1:50.041	289.3	1:18:17.743								



24h LE MANS



TEST DAY 24 HEURES DU MANS 2014 Test Practice 2

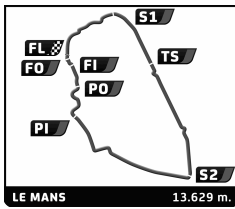
Sector Analysis

■ Personal Best ■ Session Best B Crossing the finish line in pit lane

Lap	D	Time	Sector 1	Sector 2	Sector 3	T. Spd	Elapsed	Lap	D	Time	Sector 1	Sector 2	Sector 3	T. Spd	Elapsed
1	2	58:39.078	...	1:53.870	2:12.378	213.4	58:39.078								
2	2	4:44.412 B	42.022	1:45.265	2:17.125	220.8	1:03:23.490								
3	2	7:45.552	3:54.498	1:45.629	2:05.425	241.5	1:11:09.042								
4	2	4:41.821 B	42.447	1:50.225	2:09.149	242.6	1:15:50.863								
5	2	9:21.605	4:51.457	2:33.375	1:56.773	166.2	1:25:12.468								
6	2	4:08.641	38.721	1:35.543	1:54.377	270.4	1:29:21.109								
7	2	4:03.232	38.104	1:32.908	1:52.220	267.8	1:33:24.341								
8	2	4:08.906 B	38.118	1:32.407	1:58.381	266.5	1:37:33.247								
9	3	6:41.226	3:05.908	1:37.342	1:57.976	257.6	1:44:14.473								
10	3	4:02.870	38.270	1:33.339	1:51.261	281.7	1:48:17.343								
11	3	4:00.845	37.829	1:32.783	1:50.233	283.9	1:52:18.188								
12	3	4:47.382 B	38.157	1:54.008	2:15.217	284.7	1:57:05.570								
13	3	29:46.457	...	1:35.903	1:52.450	278.1	2:26:52.027								
14	3	3:59.996	37.466	1:31.948	1:50.582	281.7	2:30:52.023								
15	3	4:09.166 B	37.766	1:33.359	1:58.041	283.2	2:35:01.189								
16	3	10:13.684	6:37.176	1:35.956	2:00.552	280.3	2:45:14.873								
17	3	6:18.548 B	56.683	2:17.439	3:04.426	149.6	2:51:33.421								
18	3	8:47.274	5:15.240	1:36.764	1:55.270	261.3	3:00:20.695								
19	3	4:05.587	38.057	1:33.707	1:53.823	272.5	3:04:26.282								
20	3	4:08.706 B	38.198	1:33.300	1:57.208	281.0	3:08:34.988								
21	1	6:45.754	3:16.782	1:36.142	1:52.830	272.5	3:15:20.742								
22	1	4:03.092	38.934	1:33.006	1:51.152	276.7	3:19:23.834								
23	1	4:01.107	37.968	1:31.990	1:51.149	278.8	3:23:24.941								
24	1	4:10.069 B	38.003	1:33.062	1:59.004	279.5	3:27:35.010								
25	1	12:55.252	9:30.269	1:32.720	1:52.263	279.5	3:40:30.262								
26	1	4:03.460	37.625	1:32.359	1:53.476	281.0	3:44:33.722								
27	1	4:02.915	38.178	1:33.083	1:51.654	276.7	3:48:36.637								
28	1	4:06.635 B	37.665	1:32.206	1:56.764	274.6	3:52:43.272								
29	1	6:15.353 B	2:14.789	1:36.479	2:24.085	273.2	3:58:58.625								

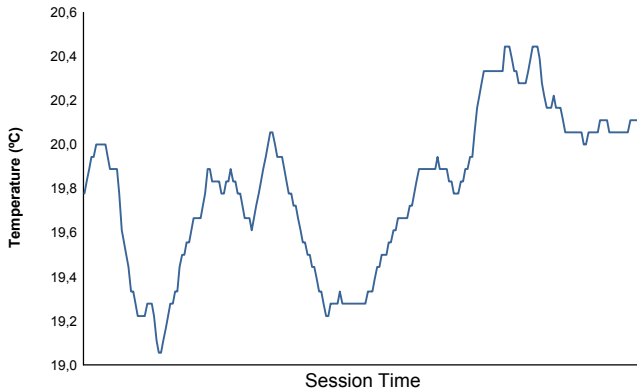


24h LE MANS

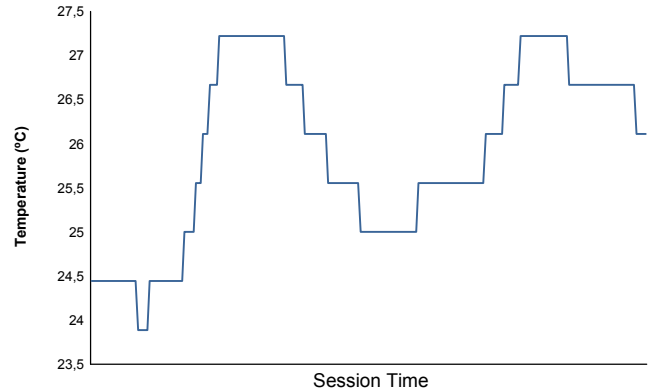


Computerised results and timing service
24 HEURES DU MANS 2014
TEST DAY
Test Practice 2
Weather Report

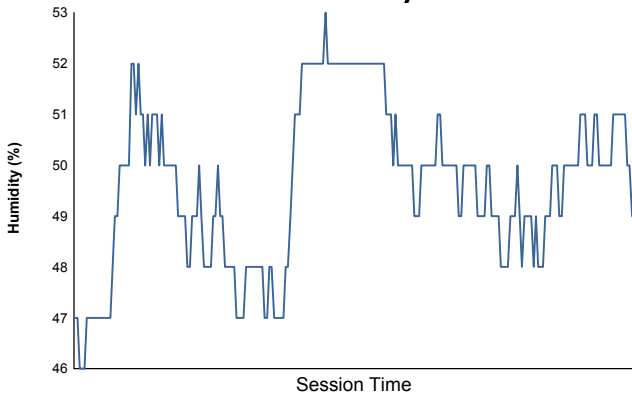
Air Temperature



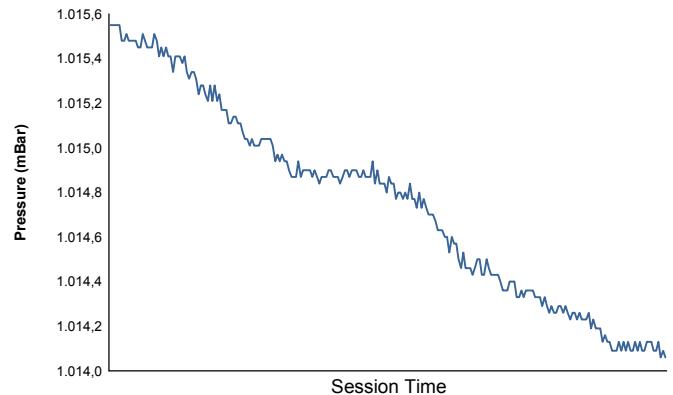
Track Temperature



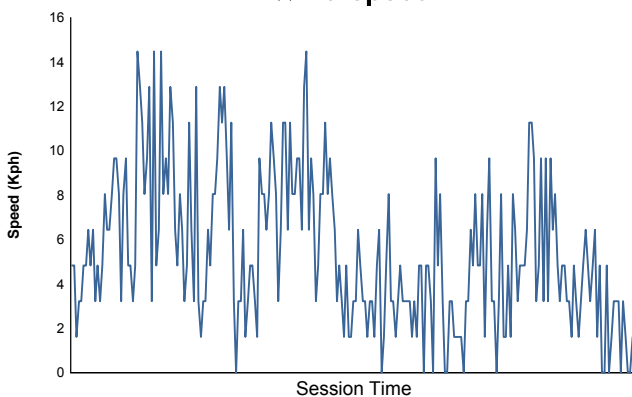
Humidity



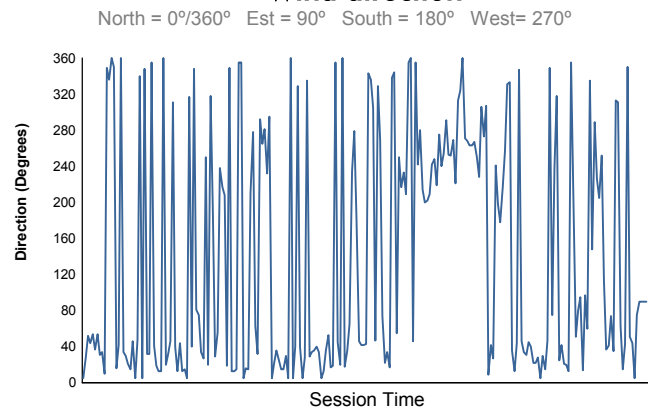
Pressure



Wind Speed



Wind direction



Track Status:

DRY