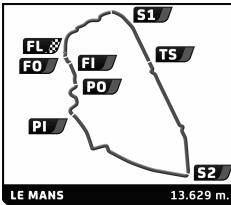




24h LE MANS



TEST DAY 24 HEURES DU MANS 2014

Test Practice 1

Classification

Nr.	Team	Drivers	Car	Cl	Ty	Time	Lap	Total	Gap	Kph
1	3 Audi Sport Team Joest	F. ALBUQUERQUE / M. BONANOMI	Audi R18 e-tron quattro	LMP1 - H	M	3:23.799	42	42	-	240.7
2	8 Toyota Racing	A. DAVIDSON / N. LAPIERRE / S. BUEMI	Toyota TS 040 - Hybrid	LMP1 - H	M	3:25.881	35	42	+2.082	238.3
3	20 Porsche Team	T. BERNHARD / M. WEBBER / B. HARTLEY	Porsche 919 Hybrid	LMP1 - H	M	3:26.179	41	41	+2.380	238.0
4	7 Toyota Racing	A. WURZ / S. SARRAZIN / K. NAKAJIMA	Toyota TS 040 - Hybrid	LMP1 - H	M	3:26.371	11	44	+2.572	237.7
5	2 Audi Sport Team Joest	M. FÄSSLER / A. LOTTERER / B. TRELUYER	Audi R18 e-tron quattro	LMP1 - H	M	3:26.886	39	39	+3.087	237.2
6	1 Audi Sport Team Joest	L. DI GRASSI / L. DUVAL / T. KRISTENSEN	Audi R18 e-tron quattro	LMP1 - H	M	3:27.517	18	44	+3.718	236.4
7	14 Porsche Team	R. DUMAS / N. JANI / M. LIEB	Porsche 919 Hybrid	LMP1 - H	M	3:27.770	37	49	+3.971	236.1
8	13 Rebellion Racing	D. KRAIHAMER / A. BELICCHI / F. LEIMER	Rebellion R-One - Toyota	LMP1 - L	M	3:36.637	12	18	+12.838	226.5
9	12 Rebellion Racing	N. PROST / N. HEIDFELD / M. BECHE	Rebellion R-One - Toyota	LMP1 - L	M	3:37.495	19	40	+13.696	225.6
10	36 Signatech Alpine	P. CHATIN / O. WEBB / N. PANCIATICI	Alpine A450 - Nissan	LMP2	D	3:39.922	36	44	+16.123	223.1
11	38 Jota Sport	S. DOLAN / H. TINCKNELL / M. GENE	Zytek Z11SN - Nissan	LMP2	D	3:41.268	42	42	+17.469	221.7
12	48 Murphy Prototypes	N. BERTHO / R. GONZALEZ / K. CHANDHOK / A. KAPADIA	Oreca 03 - Nissan	LMP2	D	3:41.364	32	32	+17.565	221.6
13	Newblood By Morand Racing	C. KLIEN / G. HIRSCH / R. BRANDELA	Morgan - Judd	LMP2	D	3:41.691	33	33	+17.892	221.3
14	47 KCMG	M. HOWSON / R. BRADLEY / A. IMPERATORI	Oreca 03 - Nissan	LMP2	D	3:41.721	39	39	+17.922	221.3
15	35 OAK Racing	A. BRUNDLE / L. MARDENBOROUGH / M. SHULZITSKY	Ligier - Nissan	LMP2	D	3:41.924	30	35	+18.125	221.1
16	26 G-Drive Racing	R. RUSINOV / O. PLA / J. CANAL	Morgan - Nissan	LMP2	D	3:42.012	13	28	+18.213	221.0
17	34 Race Performance	M. FREY / F. MAILLEUX / J. LANCASTER	Oreca 03 - Judd	LMP2	D	3:42.320	28	38	+18.521	220.7
18	24 Sebastien Loeb Racing	V. CAPILLAIRE / R. BAST / J. CHAROUZ / L. YANTHOOR	Oreca 03 - Nissan	LMP2	M	3:42.363	35	38	+18.564	220.7
19	37 SMP Racing	K. LADYGIN / N. MINASSIAN / M. MEDIANI	Oreca 03 - Nissan	LMP2	M	3:42.685	30	35	+18.886	220.3
20	46 Thiriet By TDS Racing	P. THIRIET / L. BADEY / T. GOMMENDY	Ligier JS P2 - Nissan	LMP2	D	3:44.288	20	22	+20.489	218.8
21	42 Caterham Racing	T. KIMBER-SMITH / C. DYSON / M. McMURRY	Zytek Z11SN - Nissan	LMP2	D	3:46.903	38	46	+23.104	216.2
22	29 Pegasus Racing	J. SCHELL / N. LEUTWILLER / L. ROUSSEL	Morgan - Nissan	LMP2	D	3:47.412	31	33	+23.613	215.8
23	27 SMP Racing	S. ZLOBIN / A. LADYGIN / M. SALO	Oreca 03 - Nissan	LMP2	M	3:47.766	15	24	+23.967	215.4
24	50 Larbre Competition	P. RAGUES / R. TAYLOR / K. IHARA	Morgan - Judd	LMP2	M	3:48.459	11	27	+24.660	214.8
25	41 Greaves Motorsport	M. MUNEMMAN / A. LATIF / J. WINSLOW / D. NORRIS-JONES	Zytek Z11SN - Nissan	LMP2	D	3:48.611	29	47	+24.812	214.6
26	33 OAK Racing - Team Asia	D. CHENG / H. TUNG / A. FONG	Ligier JS P2 - HPD	LMP2	M	3:52.232	4	15	+28.433	211.3
27	0 Nissan Motorsports Global	W. REIP / T. ERDOS	Nissan ZEOD RC	CDNT - H	M	3:52.574	10	10	+28.775	211.0
28	51 AF Corse	G. BRUNI / T. YILANDER / G. FISICHELLA	Ferrari 458 Italia	LMGTE Pro	M	3:57.982	31	37	+34.183	206.2
29	52 RAM Racing	M. GRIFFIN / A. PARENTE / F. LEO	Ferrari 458 Italia	LMGTE Pro	M	3:58.537	28	39	+34.738	205.7
30	74 Corvette Racing	O. GAVIN / T. MILNER / R. WESTBROOK	Chevrolet Corvette - C7	LMGTE Pro	M	3:59.289	17	31	+35.490	205.0
31	60 AF Corse	P. MANN / R. GIAMMARIA	Ferrari 458 Italia	LMGTE Am	M	3:59.296	13	23	+35.497	205.0
32	73 Corvette Racing	J. MAGNUSSEN / A. GARCIA / J. TAYLOR	Chevrolet Corvette - C7	LMGTE Pro	M	3:59.529	20	28	+35.730	204.8
33	71 AF Corse	D. RIGON / J. CALADO / O. BERETTA	Ferrari 458 Italia	LMGTE Pro	M	4:00.038	20	38	+36.239	204.4
34	92 Porsche Team Manthey	M. HOLZER / F. MAKOWIECKI / R. LIETZ	Porsche 911 RSR	LMGTE Pro	M	4:00.228	39	39	+36.429	204.2
35	81 AF Corse	S. WYATT / M. RUGOLO / S. BIRD	Ferrari 458 Italia	LMGTE Am	M	4:00.410	26	34	+36.611	204.1
36	66 JMW Motorsport	A. ALFAISAL / S. NEIMAN / S. PUMPELLY	Ferrari 458 Italia	LMGTE Am	M	4:00.458	35	44	+36.659	204.0
37	61 AF Corse	L. PEREZ COMPANC / M. CIOCI / M. VENTURI	Ferrari 458 Italia	LMGTE Am	M	4:00.578	19	37	+36.779	203.9
38	53 RAM Racing	J. MOWLEM / A. HAMILTON	Ferrari 458 Italia	LMGTE Am	M	4:00.596	28	35	+36.797	203.9
39	77 Dempsey Racing - Proton	P. DEMPSEY / J. FOSTER / P. LONG	Porsche 911 RSR	LMGTE Am	M	4:00.837	8	32	+37.038	203.7
40	91 Porsche Team Manthey	P. PILET / J. BERGMEISTER / N. TANDY	Porsche 911 RSR	LMGTE Pro	M	4:00.846	17	27	+37.047	203.7
41	90 8 Star Motorsports	F. MONTECALVO / G. RODA / P. RUBERTI	Ferrari 458 Italia	LMGTE Am	M	4:01.190	10	30	+37.391	203.4
42	75 Prospeed Competition	F. FERRODO / E. COLLARD	Porsche 911 GT3 RSR	LMGTE Am	M	4:01.491	15	15	+37.692	203.2
43	67 IMSA Performance Matmut	E. MARIS / E. HELARY	Porsche 911 GT3 RSR	LMGTE Am	M	4:02.292	38	38	+38.493	202.5
44	97 Aston Martin Racing	S. MÜCKE / D. TURNER / B. SENNA	Aston Martin Vantage V8	LMGTE Pro	M	4:02.350	16	25	+38.551	202.5
45	98 Aston Martin Racing	P. DALLA LANA / P. LAMY / C. NYGAARD	Aston Martin Vantage V8	LMGTE Am	M	4:02.491	29	36	+38.692	202.3
46	70 Team Taisan	M. RICH / S. NAKANO	Ferrari 458 Italia	LMGTE Am	M	4:02.499	39	40	+38.700	202.3
47	58 Team Sofrev ASP	F. BARTHEZ / A. PONS / S. AYARI	Ferrari 458 Italia	LMGTE Am	M	4:02.519	32	42	+38.720	202.3
48	95 Aston Martin Racing	D. HEINEMEIER-HANSSON / N. THIIM	Aston Martin Vantage V8	LMGTE Am	M	4:02.585	22	22	+38.786	202.3
49	99 Aston Martin Racing	A. MACDOWALL / D. OYOUNG / F. REES	Aston Martin Vantage V8	LMGTE Pro	M	4:02.733	20	26	+38.934	202.1
50	72 SMP Racing	A. BERTOLINI / V. SHAITAR / A. BASOV	Ferrari 458 Italia	LMGTE Am	M	4:02.745	23	35	+38.946	202.1
51	88 Proton Competition	C. RIED / K. ALQUBAISI / K. BACHLER	Porsche 911 RSR	LMGTE Am	M	4:03.192	39	39	+39.393	201.8
52	76 IMSA Performance Matmut	R. NARAC / N. ARMINDO / D. HALLYDAY	Porsche 911 GT3 RSR	LMGTE Am	M	4:10.430	6	9	+46.631	195.9
53	55 AF Corse	D. CAMERON	Ferrari 458 Italia	LMGTE Am	M	4:14.028	11	23	+50.229	193.1
54	62 AF Corse	Y. MALLEGOL / J. BACHELIER / H. BLANK	Ferrari 458 Italia	LMGTE Am	M	4:17.498	4	28	+53.699	190.5

Fastest Lap	Lap 42	Marco BONANOMI	3:23.799	240.7 Kph
--------------------	--------	----------------	-----------------	-----------

Published at:

Track Temp: 21,11 °C

Air Temp: 17,83 °C

Track Status:

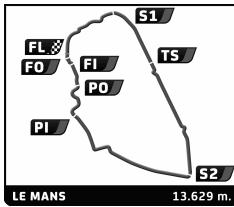
DRY

Race Director:

Timekeeper:



24h LE MANS



TEST DAY 24 HEURES DU MANS 2014

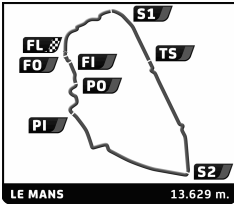
Test Practice 1

Classification by Class

Nr.	Team	Drivers	Car	Ty	Time	Lap	Total	Gap	Kph
LMP1									
1	3 Audi Sport Team Joest	F. ALBUQUERQUE / M. BONANOMI	Audi R18 e-Iron quattro	H M	3:23.799	42	42		240.7
2	8 Toyota Racing	A. DAVIDSON / N. LAPIERRE / S. BUEMI	Toyota TS 040 - Hybrid	H M	3:25.881	35	42	+2.082	+2.082 238.3
3	20 Porsche Team	T. BERNHARD / M. WEBBER / B. HARTLEY	Porsche 919 Hybrid	H M	3:26.179	41	41	+2.380	+0.298 238.0
4	7 Toyota Racing	A. WURZ / S. SARRAZIN / K. NAKAJIMA	Toyota TS 040 - Hybrid	H M	3:26.371	11	44	+2.572	+0.192 237.7
5	2 Audi Sport Team Joest	M. FÄSSLER / A. LOTTERER / B. TRELUYER	Audi R18 e-Iron quattro	H M	3:26.886	39	39	+3.087	+0.515 237.2
6	1 Audi Sport Team Joest	L. DI GRASSI / L. DUVAL / T. KRISTENSEN	Audi R18 e-Iron quattro	H M	3:27.517	18	44	+3.718	+0.631 236.4
7	14 Porsche Team	R. DUMAS / N. JANI / M. LIEB	Porsche 919 Hybrid	H M	3:27.770	37	49	+3.971	+0.253 236.1
8	13 Rebellion Racing	D. KRAIHAMER / A. BELICCHI / F. LEIMER	Rebellion R-One - Toyota	L M	3:36.637	12	18	+12.838	+8.867 226.5
9	12 Rebellion Racing	N. PROST / N. HEIDFELD / M. BECHE	Rebellion R-One - Toyota	L M	3:37.495	19	40	+13.696	+0.858 225.6
LMP2									
1	36 Signatech Alpine	P. CHATIN / O. WEBB / N. PANCIATICI	Alpine A450 - Nissan	D	3:39.922	36	44		223.1
2	38 Jota Sport	S. DOLAN / H. TINCKNELL / M. GENE	Zytek Z11SN - Nissan	D	3:41.268	42	42	+1.346	+1.346 221.7
3	48 Murphy Prototypes	N. BERTHOUD / R. GONZALEZ / K. CHANDHOK / A. KAPADIA	Oreca 03 - Nissan	D	3:41.364	32	32	+1.442	+0.096 221.6
4	43 Newblood By Morand Racing	C. KLJEN / G. HIRSCH / R. BRANDELA	Morgan - Judd	D	3:41.691	33	33	+1.769	+0.327 221.3
5	47 KCMG	M. HOWSON / R. BRADLEY / A. IMPERATORI	Oreca 03 - Nissan	D	3:41.721	39	39	+1.799	+0.030 221.3
6	35 OAK Racing	A. BRUNDLE / J. MARDENBOROUGH / M. SHULZHITSKY	Ligier - Nissan	D	3:41.924	30	35	+2.002	+0.203 221.1
7	26 G-Drive Racing	R. RUSINOV / O. PLA / J. CANAL	Morgan - Nissan	D	3:42.012	13	28	+2.090	+0.088 221.0
8	34 Race Performance	M. FREY / F. MAILLEUX / J. LANCASTER	Oreca 03 - Judd	D	3:42.320	28	38	+2.398	+0.308 220.7
9	24 Sebastien Loeb Racing	V. CAPILLAIRE / R. EAST / J. CHAROUEZ / L. VANTHOOR	Oreca 03 - Nissan	M	3:42.363	35	38	+2.441	+0.043 220.7
10	37 SMP Racing	K. LADYGIN / N. MINASSIAN / M. MEDIANI	Oreca 03 - Nissan	M	3:42.685	30	35	+2.763	+0.322 220.3
11	46 Thiriet By TDS Racing	P. THIRIET / L. BADEY / T. GOMMENDY	Ligier JS P2 - Nissan	D	3:44.288	20	22	+4.366	+1.603 218.8
12	42 Caterham Racing	T. KIMBER-SMITH / C. DYSON / M. McMURRY	Zytek Z11SN - Nissan	D	3:46.903	38	46	+6.981	+2.615 216.2
13	29 Pegasus Racing	J. SCHELL / N. LEUTWILLER / L. ROUSSEL	Morgan - Nissan	D	3:47.412	31	33	+7.490	+0.509 215.8
14	27 SMP Racing	S. ZLOBIN / A. LADYGIN / M. SALO	Oreca 03 - Nissan	M	3:47.766	15	24	+7.844	+0.354 215.4
15	50 Larbre Competition	P. RAGUES / R. TAYLOR / K. IHARA	Morgan - Judd	M	3:48.459	11	27	+8.537	+0.693 214.8
16	41 Greaves Motorsport	M. MURPHYMAN / A. LATIF / J. WINSLOW / D. NORRIS-JONES	Zytek Z11SN - Nissan	D	3:48.611	29	47	+8.689	+0.152 214.6
17	33 OAK Racing - Team Asia	D. CHENG / H. TUNG / A. FONG	Ligier JS P2 - HPD	M	3:52.232	4	15	+12.310	+3.621 211.3
LMGTE Pro									
1	51 AF Corse	G. BRUNI / T. VILANDER / G. FISICHELLA	Ferrari 458 Italia	M	3:57.982	31	37		206.2
2	52 RAM Racing	M. GRIFFIN / A. PARENTE / F. LEO	Ferrari 458 Italia	M	3:58.537	28	39	+0.555	+0.555 205.7
3	74 Corvette Racing	O. GAVIN / T. MILLNER / R. WESTBROOK	Chevrolet Corvette - C7	M	3:59.289	17	31	+1.307	+0.752 205.0
4	73 Corvette Racing	J. MAGNUSSEN / A. GARCIA / J. TAYLOR	Chevrolet Corvette - C7	M	3:59.529	20	28	+1.547	+0.240 204.8
5	71 AF Corse	D. RIGON / J. CALADO / O. BERETTA	Ferrari 458 Italia	M	4:00.038	20	38	+2.056	+0.509 204.4
6	92 Porsche Team Manthey	M. HOLZER / F. MAKOWIECKI / R. LIETZ	Porsche 911 RSR	M	4:00.228	39	39	+2.246	+0.190 204.2
7	91 Porsche Team Manthey	P. PILET / J. BERGMEISTER / N. TANDY	Porsche 911 RSR	M	4:00.846	17	27	+2.864	+0.618 203.7
8	97 Aston Martin Racing	S. MÜCKE / D. TURNER / B. SENNA	Aston Martin Vantage V8	M	4:02.350	16	25	+4.368	+1.504 202.5
9	99 Aston Martin Racing	A. MACDOWALL / D. O'YOUNG / F. REES	Aston Martin Vantage V8	M	4:02.733	20	26	+4.751	+0.383 202.1
LMGTE Am									
1	60 AF Corse	P. MANN / R. GIAMMARIA	Ferrari 458 Italia	M	3:59.296	13	23		205.0
2	81 AF Corse	S. WYATT / M. RUGOLO / S. BIRD	Ferrari 458 Italia	M	4:00.410	26	34	+1.114	+1.114 204.1
3	66 JMW Motorsport	A. ALFAISAL / S. NEIMAN / S. PUMPELLY	Ferrari 458 Italia	M	4:00.458	35	44	+1.162	+0.048 204.0
4	61 AF Corse	L. PEREZ COMPANIC / M. CIOCI / M. VENTURI	Ferrari 458 Italia	M	4:00.578	19	37	+1.282	+0.120 203.9
5	53 RAM Racing	J. MOWLEM / A. HAMILTON	Ferrari 458 Italia	M	4:00.596	28	35	+1.300	+0.018 203.9
6	77 Dempsey Racing - Proton	P. DEMPSEY / J. FOSTER / P. LONG	Porsche 911 RSR	M	4:00.837	8	32	+1.541	+0.241 203.7
7	90 8 Star Motorsports	F. MONTECALYO / G. RODA / P. RUBERTI	Ferrari 458 Italia	M	4:01.190	10	30	+1.894	+0.353 203.4
8	75 Prospeed Competition	F. FERRODO / E. COLLARD	Porsche 911 GT3 RSR	M	4:01.491	15	15	+2.195	+0.301 203.2
9	67 IMSA Performance Matmut	E. MARIS / E. HELARY	Porsche 911 GT3 RSR	M	4:02.292	38	38	+2.996	+0.801 202.5
10	98 Aston Martin Racing	P. DALLA LANA / P. LAMY / C. NYGAARD	Aston Martin Vantage V8	M	4:02.491	29	36	+3.195	+0.199 202.3
11	70 Team Taisan	M. RICH / S. NAKANO	Ferrari 458 Italia	M	4:02.499	39	40	+3.203	+0.008 202.3
12	58 Team Sofrev ASP	F. BARTHEZ / A. PONS / S. AYARI	Ferrari 458 Italia	M	4:02.519	32	42	+3.223	+0.020 202.3
13	95 Aston Martin Racing	D. HEINEMEIER-HANSSON / N. THIIIM	Aston Martin Vantage V8	M	4:02.585	22	22	+3.289	+0.066 202.3
14	72 SMP Racing	A. BERTOLINI / V. SHAITAR / A. BASOV	Ferrari 458 Italia	M	4:02.745	23	35	+3.449	+0.160 202.1
15	88 Proton Competition	C. RIED / K. ALQUBAISI / K. BACHLER	Porsche 911 RSR	M	4:03.192	39	39	+3.896	+0.447 201.8
16	76 IMSA Performance Matmut	R. NARAC / N. ARMINDO / D. HALLYDAY	Porsche 911 GT3 RSR	M	4:10.430	6	9	+11.134	+7.238 195.9
17	55 AF Corse	D. CAMERON	Ferrari 458 Italia	M	4:14.028	11	23	+14.732	+3.598 193.1
18	62 AF Corse	Y. MALLEGOL / J. BACHELIER / H. BLANK	Ferrari 458 Italia	M	4:17.498	4	28	+18.202	+3.470 190.5
CDNT									
1	0 Nissan Motorsports Global	W. REIP / T. ERDOS	Nissan ZEOD RC	H M	3:52.574	10	10		211.0



24h LE MANS



TEST DAY
 24 HEURES DU MANS 2014
 Test Practice 1
 Classification by Class

Nr.	Team	Drivers	Car	Ty	Time	Lap Total	Gap	Kph
-----	------	---------	-----	----	------	-----------	-----	-----

Published at:

Track Temp: **21,11 °C**

Air Temp: **17,83 °C**

Track Status:

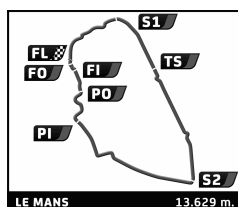
DRY

Race Director:

Timekeeper:



24h LE MANS



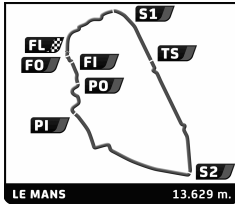
TEST DAY 24 HEURES DU MANS 2014 After Test Practice 1

Classification by Fastest Lap

Nr	Team	Car	Class	Driver	Time	Laps	Gap	Kph	Session
1	3 Audi Sport Team Joest	Audi R18 e-tron quattro	LMP1 - H	Marco BONANOMI	3:23.799	17		240.7	Test Practice 1
2	8 Toyota Racing	Toyota TS 040 - Hybrid	LMP1 - H	Sébastien BUEMI	3:25.881	13	2.082	238.3	Test Practice 1
3	20 Porsche Team	Porsche 919 Hybrid	LMP1 - H	Brendon HARTLEY	3:26.179	17	2.380	238.0	Test Practice 1
4	7 Toyota Racing	Toyota TS 040 - Hybrid	LMP1 - H	Kazuki NAKAJIMA	3:26.371	17	2.572	237.7	Test Practice 1
5	2 Audi Sport Team Joest	Audi R18 e-tron quattro	LMP1 - H	Benoit TRELUYER	3:26.886	9	3.087	237.2	Test Practice 1
6	1 Audi Sport Team Joest	Audi R18 e-tron quattro	LMP1 - H	Loïc DUVAL	3:27.517	18	3.718	236.4	Test Practice 1
7	14 Porsche Team	Porsche 919 Hybrid	LMP1 - H	Marc LIEB	3:27.770	27	3.971	236.1	Test Practice 1
8	13 Rebellion Racing	Rebellion R-One - Toyota	LMP1 - L	Fabio LEIMER	3:36.637	13	12.838	226.5	Test Practice 1
9	12 Rebellion Racing	Rebellion R-One - Toyota	LMP1 - L	Mathias BECHE	3:37.495	20	13.696	225.6	Test Practice 1
10	36 Signatech Alpine	Alpine A450 - Nissan	LMP2	Paul-Loup CHATIN	3:39.922	28	16.123	223.1	Test Practice 1
11	38 Jota Sport	Zytek Z11SN - Nissan	LMP2	Marc GENE	3:41.268	11	17.469	221.7	Test Practice 1
12	48 Murphy Prototypes	Oreca 03 - Nissan	LMP2	Nathanael BERTHON	3:41.364	14	17.565	221.6	Test Practice 1
13	43 Newblood By Morand Racing	Morgan - Judd	LMP2	Christian KLIEN	3:41.691	12	17.892	221.3	Test Practice 1
14	47 KCMG	Oreca 03 - Nissan	LMP2	Alexandre IMPERATORI	3:41.721	11	17.922	221.3	Test Practice 1
15	35 OAK Racing	Ligier - Nissan	LMP2	Jann MARDENBOROUGH	3:41.924	18	18.125	221.1	Test Practice 1
16	26 G-Drive Racing	Morgan - Nissan	LMP2	Roman RUSINOV	3:42.012	14	18.213	221.0	Test Practice 1
17	34 Race Performance	Oreca 03 - Judd	LMP2	Franck MAILLEUX	3:42.320	13	18.521	220.7	Test Practice 1
18	24 Sebastien Loeb Racing	Oreca 03 - Nissan	LMP2	Jan CHAROUZ	3:42.363	11	18.564	220.7	Test Practice 1
19	37 SMP Racing	Oreca 03 - Nissan	LMP2	Nicolas MINASSIAN	3:42.685	15	18.886	220.3	Test Practice 1
20	46 Thiriet By TDS Racing	Ligier JS P2 - Nissan	LMP2	Tristan GOMMENDY	3:44.288	11	20.489	218.8	Test Practice 1
21	42 Caterham Racing	Zytek Z11SN - Nissan	LMP2	Thomas KIMBER-SMITH	3:46.903	10	23.104	216.2	Test Practice 1
22	29 Pegasus Racing	Morgan - Nissan	LMP2	Léo ROUSSEL	3:47.412	11	23.613	215.8	Test Practice 1
23	27 SMP Racing	Oreca 03 - Nissan	LMP2	Sergey ZLOBIN	3:47.766	8	23.967	215.4	Test Practice 1
24	50 Larbre Competition	Morgan - Judd	LMP2	Pierre RAGUES	3:48.459	15	24.660	214.8	Test Practice 1
25	41 Greaves Motorsport	Zytek Z11SN - Nissan	LMP2	Alessandro LATIF	3:48.611	10	24.812	214.6	Test Practice 1
26	33 OAK Racing - Team Asia	Ligier JS P2 - HPD	LMP2	Ho-Pin TUNG	3:52.232	5	28.433	211.3	Test Practice 1
27	0 Nissan Motorsports Global	Nissan ZEOD RC	CDNT - H	Wolfgang REIP	3:52.574	10	28.775	211.0	Test Practice 1
28	51 AF Corse	Ferrari 458 Italia	LMGTE Pro	Giancarlo FISICHELLA	3:57.982	20	34.183	206.2	Test Practice 1
29	52 RAM Racing	Ferrari 458 Italia	LMGTE Pro	Alvaro PARENTE	3:58.537	12	34.738	205.7	Test Practice 1
30	74 Corvette Racing	Chevrolet Corvette - C7	LMGTE Pro	Oliver GAVIN	3:59.289	20	35.490	205.0	Test Practice 1
31	60 AF Corse	Ferrari 458 Italia	LMGTE Am	Raffaele GIAMMARIA	3:59.296	13	35.497	205.0	Test Practice 1
32	73 Corvette Racing	Chevrolet Corvette - C7	LMGTE Pro	Jan MAGNUSSEN	3:59.529	21	35.730	204.8	Test Practice 1
33	71 AF Corse	Ferrari 458 Italia	LMGTE Pro	James CALADO	4:00.038	11	36.239	204.4	Test Practice 1
34	92 Porsche Team Manthey	Porsche 911 RSR	LMGTE Pro	Richard LIETZ	4:00.228	16	36.429	204.2	Test Practice 1
35	81 AF Corse	Ferrari 458 Italia	LMGTE Am	Michele RUGOLO	4:00.410	7	36.611	204.1	Test Practice 1
36	66 JMW Motorsport	Ferrari 458 Italia	LMGTE Am	Spencer PUMPELLY	4:00.458	14	36.659	204.0	Test Practice 1
37	61 AF Corse	Ferrari 458 Italia	LMGTE Am	Marco CIOCI	4:00.578	11	36.779	203.9	Test Practice 1
38	53 RAM Racing	Ferrari 458 Italia	LMGTE Am	Johnny MOWLEM	4:00.596	20	36.797	203.9	Test Practice 1
39	77 Dempsey Racing - Proton	Porsche 911 RSR	LMGTE Am	Patrick LONG	4:00.837	10	37.038	203.7	Test Practice 1
40	91 Porsche Team Manthey	Porsche 911 RSR	LMGTE Pro	Jörg BERGMEISTER	4:00.846	14	37.047	203.7	Test Practice 1
41	90 8 Star Motorsports	Ferrari 458 Italia	LMGTE Am	Paolo RUBERTI	4:01.190	12	37.391	203.4	Test Practice 1
42	75 Prospeed Competition	Porsche 911 GT3 RSR	LMGTE Am	Emmanuel COLLARD	4:01.491	15	37.692	203.2	Test Practice 1
43	67 IMSA Performance Matmut	Porsche 911 GT3 RSR	LMGTE Am	Eric HELARY	4:02.292	23	38.493	202.5	Test Practice 1
44	97 Aston Martin Racing	Aston Martin Vantage V8	LMGTE Pro	Darren TURNER	4:02.350	18	38.551	202.5	Test Practice 1
45	98 Aston Martin Racing	Aston Martin Vantage V8	LMGTE Am	Paul DALLA LANA	4:02.491	23	38.692	202.3	Test Practice 1
46	70 Team Taisan	Ferrari 458 Italia	LMGTE Am	Shinji NAKANO	4:02.499	12	38.700	202.3	Test Practice 1
47	58 Team Sofrev ASP	Ferrari 458 Italia	LMGTE Am	Soheil AYARI	4:02.519	11	38.720	202.3	Test Practice 1
48	95 Aston Martin Racing	Aston Martin Vantage V8	LMGTE Am	David HEINEMER-HANSSON	4:02.585	22	38.786	202.3	Test Practice 1
49	99 Aston Martin Racing	Aston Martin Vantage V8	LMGTE Pro	Fernando REES	4:02.733	10	38.934	202.1	Test Practice 1
50	72 SMP Racing	Ferrari 458 Italia	LMGTE Am	Viktor SHAITAR	4:02.745	14	38.946	202.1	Test Practice 1
51	88 Proton Competition	Porsche 911 RSR	LMGTE Am	Klaus BACHLER	4:03.192	15	39.393	201.8	Test Practice 1
52	76 IMSA Performance Matmut	Porsche 911 GT3 RSR	LMGTE Am	Raymond NARAC	4:10.430	7	46.631	195.9	Test Practice 1
53	55 AF Corse	Ferrari 458 Italia	LMGTE Am	Duncan CAMERON	4:14.028	23	50.229	193.1	Test Practice 1
54	62 AF Corse	Ferrari 458 Italia	LMGTE Am	Yannick MALLEGOL	4:17.498	9	53.699	190.5	Test Practice 1



24h LE MANS



TEST DAY

24 HEURES DU MANS 2014
After Test Practice 1

Classification by Fastest Lap

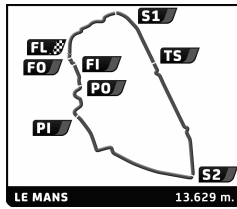
Nr	Team	Car	Class	Driver	Time	Laps	Gap	Kph	Session
----	------	-----	-------	--------	------	------	-----	-----	---------

Published at:

Race Director:	Timekeeper:
-----------------------	--------------------



24h LE MANS



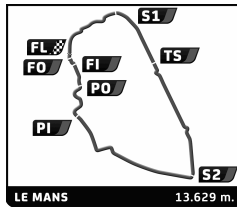
TEST DAY 24 HEURES DU MANS 2014 Test Practice 1

Classification by Driver Fastest Lap

Nr	Team	Car	Class	Driver	Time	Lap	Total	Gap	Kph
1	3 Audi Sport Team Joest	Audi R18 e-tron quattro	LMP1 - H	Marco BONANOMI	3:23.799	17	17		240.7
2	8 Toyota Racing	Toyota TS 040 - Hybrid	LMP1 - H	Sébastien BUEMI	3:25.881	6	13	2.082	238.3
3	8 Toyota Racing	Toyota TS 040 - Hybrid	LMP1 - H	Anthony DAVIDSON	3:25.902	24	29	2.103	238.3
4	20 Porsche Team	Porsche 919 Hybrid	LMP1 - H	Brendon HARTLEY	3:26.179	17	17	2.380	238.0
5	7 Toyota Racing	Toyota TS 040 - Hybrid	LMP1 - H	Kazuki NAKAJIMA	3:26.371	11	17	2.572	237.7
6	7 Toyota Racing	Toyota TS 040 - Hybrid	LMP1 - H	Stéphane SARRAZIN	3:26.674	9	19	2.875	237.4
7	2 Audi Sport Team Joest	Audi R18 e-tron quattro	LMP1 - H	Benoit TRELUYER	3:26.886	9	9	3.087	237.2
8	20 Porsche Team	Porsche 919 Hybrid	LMP1 - H	Timo BERNHARD	3:27.032	13	14	3.233	237.0
9	2 Audi Sport Team Joest	Audi R18 e-tron quattro	LMP1 - H	Marcel FÄSSLER	3:27.449	9	18	3.650	236.5
10	1 Audi Sport Team Joest	Audi R18 e-tron quattro	LMP1 - H	Loïc DUVAL	3:27.517	8	18	3.718	236.4
11	1 Audi Sport Team Joest	Audi R18 e-tron quattro	LMP1 - H	Lucas DI GRASSI	3:27.569	10	18	3.770	236.4
12	2 Audi Sport Team Joest	Audi R18 e-tron quattro	LMP1 - H	André LOTTERER	3:27.641	10	12	3.842	236.3
13	14 Porsche Team	Porsche 919 Hybrid	LMP1 - H	Marc LIEB	3:27.770	20	27	3.971	236.1
14	20 Porsche Team	Porsche 919 Hybrid	LMP1 - H	Mark WEBBER	3:29.657	9	10	5.858	234.0
15	3 Audi Sport Team Joest	Audi R18 e-tron quattro	LMP1 - H	Filipe ALBUQUERQUE	3:30.360	21	25	6.561	233.2
16	7 Toyota Racing	Toyota TS 040 - Hybrid	LMP1 - H	Alexander WURZ	3:30.778	2	8	6.979	232.8
17	1 Audi Sport Team Joest	Audi R18 e-tron quattro	LMP1 - H	Tom KRISTENSEN	3:31.491	8	8	7.692	232.0
18	14 Porsche Team	Porsche 919 Hybrid	LMP1 - H	Romain DUMAS	3:31.493	5	5	7.694	232.0
19	14 Porsche Team	Porsche 919 Hybrid	LMP1 - H	Neel JANI	3:31.688	8	17	7.889	231.8
20	13 Rebellion Racing	Rebellion R-One - Toyota	LMP1 - L	Fabio LEIMER	3:36.637	12	13	12.838	226.5
21	12 Rebellion Racing	Rebellion R-One - Toyota	LMP1 - L	Mathias BECHE	3:37.495	19	20	13.696	225.6
22	12 Rebellion Racing	Rebellion R-One - Toyota	LMP1 - L	Nicolas PROST	3:38.575	9	16	14.776	224.5
23	36 Signatech Alpine	Alpine A450 - Nissan	LMP2	Paul-Loup CHATIN	3:39.922	20	28	16.123	223.1
24	13 Rebellion Racing	Rebellion R-One - Toyota	LMP1 - L	Dominik KRAIHAMER	3:40.567	5	5	16.768	222.4
25	38 Jota Sport	Zytek Z11SN - Nissan	LMP2	Marc GENE	3:41.268	11	11	17.469	221.7
26	48 Murphy Prototypes	Oreca 03 - Nissan	LMP2	Nathanael BERTHON	3:41.364	14	14	17.565	221.6
27	43 Newblood By Morand Racing	Morgan - Judd	LMP2	Christian KLIEN	3:41.691	12	12	17.892	221.3
28	47 KCMG	Oreca 03 - Nissan	LMP2	Alexandre IMPERATORI	3:41.721	11	11	17.922	221.3
29	35 OAK Racing	Ligier - Nissan	LMP2	Jann HARDENBOROUGH	3:41.924	17	18	18.125	221.1
30	26 G-Drive Racing	Morgan - Nissan	LMP2	Roman RUSINOV	3:42.012	13	14	18.213	221.0
31	12 Rebellion Racing	Rebellion R-One - Toyota	LMP1 - L	Nick HEIDFELD	3:42.076	4	4	18.277	220.9
32	34 Race Performance	Oreca 03 - Judd	LMP2	Franck MAILLEUX	3:42.320	6	13	18.521	220.7
33	24 Sebastien Loeb Racing	Oreca 03 - Nissan	LMP2	Jan CHAROUZ	3:42.363	8	11	18.564	220.7
34	37 SMP Racing	Oreca 03 - Nissan	LMP2	Nicolas MINASSIAN	3:42.685	10	15	18.886	220.3
35	38 Jota Sport	Zytek Z11SN - Nissan	LMP2	Simon DOLAN	3:42.839	16	18	19.040	220.2
36	38 Jota Sport	Zytek Z11SN - Nissan	LMP2	Harry TINCKNELL	3:44.140	11	13	20.341	218.9
37	26 G-Drive Racing	Morgan - Nissan	LMP2	Julien CANAL	3:44.167	11	14	20.368	218.9
38	46 Thiriet By TDS Racing	Ligier JS P2 - Nissan	LMP2	Tristan GOMMENDY	3:44.288	9	11	20.489	218.8
39	46 Thiriet By TDS Racing	Ligier JS P2 - Nissan	LMP2	Pierre THIRIET	3:44.360	10	11	20.561	218.7
40	37 SMP Racing	Oreca 03 - Nissan	LMP2	Kirill LADYGIN	3:44.415	8	12	20.616	218.6
41	48 Murphy Prototypes	Oreca 03 - Nissan	LMP2	Karun CHANDHOK	3:44.500	3	6	20.701	218.5
42	48 Murphy Prototypes	Oreca 03 - Nissan	LMP2	Alex KAPADIA	3:44.614	11	12	20.815	218.4
43	47 KCMG	Oreca 03 - Nissan	LMP2	Matthew HOWSON	3:44.700	11	12	20.901	218.4
44	34 Race Performance	Oreca 03 - Judd	LMP2	Jon LANCASTER	3:44.714	9	11	20.915	218.3
45	35 OAK Racing	Ligier - Nissan	LMP2	Alex BRUNDLE	3:44.755	5	7	20.956	218.3
46	34 Race Performance	Oreca 03 - Judd	LMP2	Michel FREY	3:45.070	10	14	21.271	218.0
47	24 Sebastien Loeb Racing	Oreca 03 - Nissan	LMP2	René RAST	3:45.146	9	10	21.347	217.9
48	47 KCMG	Oreca 03 - Nissan	LMP2	Richard BRADLEY	3:46.051	13	16	22.252	217.1
49	37 SMP Racing	Oreca 03 - Nissan	LMP2	Maurizio MEDIANI	3:46.248	7	8	22.449	216.9
50	36 Signatech Alpine	Alpine A450 - Nissan	LMP2	Oliver WEBB	3:46.383	15	16	22.584	216.7
51	42 Caterham Racing	Zytek Z11SN - Nissan	LMP2	Thomas KIMBER-SMITH	3:46.903	6	10	23.104	216.2
52	29 Pegasus Racing	Morgan - Nissan	LMP2	Léo ROUSSEL	3:47.412	9	11	23.613	215.8
53	29 Pegasus Racing	Morgan - Nissan	LMP2	Nicolas LEUTWILLER	3:47.523	13	15	23.724	215.6
54	27 SMP Racing	Oreca 03 - Nissan	LMP2	Sergey ZLOBIN	3:47.766	5	8	23.967	215.4
55	50 Larbre Competition	Morgan - Judd	LMP2	Pierre RAGUES	3:48.459	11	15	24.660	214.8
56	41 Greaves Motorsport	Zytek Z11SN - Nissan	LMP2	Alessandro LATIF	3:48.611	7	10	24.812	214.6
57	24 Sebastien Loeb Racing	Oreca 03 - Nissan	LMP2	Vincent CAPILLAIRE	3:49.132	13	17	25.333	214.1
58	43 Newblood By Morand Racing	Morgan - Judd	LMP2	Romain BRANDELA	3:49.206	7	10	25.407	214.1
59	42 Caterham Racing	Zytek Z11SN - Nissan	LMP2	Mathew McMURRY	3:49.939	23	23	26.140	213.4
60	42 Caterham Racing	Zytek Z11SN - Nissan	LMP2	Chris DYSON	3:50.653	6	13	26.854	212.7
61	41 Greaves Motorsport	Zytek Z11SN - Nissan	LMP2	James WINSLOW	3:50.755	9	11	26.956	212.6
62	27 SMP Racing	Oreca 03 - Nissan	LMP2	Anton LADYGIN	3:50.757	9	10	26.958	212.6
63	35 OAK Racing	Ligier - Nissan	LMP2	Mark SHULZHITSKIY	3:51.150	9	10	27.351	212.3
64	43 Newblood By Morand Racing	Morgan - Judd	LMP2	Gary HIRSCH	3:51.534	9	11	27.735	211.9
65	33 OAK Racing - Team Asia	Ligier JS P2 - HPD	LMP2	Ho-Pin TUNG	3:52.232	4	5	28.433	211.3
66	0 Nissan Motorsports Global	Nissan ZEOD RC	CDNT - H	Wolfgang REIP	3:52.574	10	10	28.775	211.0
67	27 SMP Racing	Oreca 03 - Nissan	LMP2	Mika SALO	3:53.604	6	6	29.805	210.0
68	29 Pegasus Racing	Morgan - Nissan	LMP2	Julien SCHELL	3:56.010	6	7	32.211	207.9



24h LE MANS



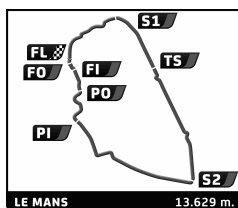
TEST DAY 24 HEURES DU MANS 2014 Test Practice 1

Classification by Driver Fastest Lap

Nr	Team	Car	Class	Driver	Time	Lap	Total	Gap	Kph	
69	50 Larbre Competition	Morgan - Judd	LMP2	Keiko IHARA	3:57.011	11	12	33.212	1.001	207.0
70	51 AF Corse	Ferrari 458 Italia	LMGTE Pro	Giancarlo FISICHELLA	3:57.982	14	20	34.183	0.971	206.2
71	51 AF Corse	Ferrari 458 Italia	LMGTE Pro	Tony VILANDER	3:58.298	4	5	34.499	0.316	205.9
72	52 RAM Racing	Ferrari 458 Italia	LMGTE Pro	Alvaro PARENTE	3:58.537	10	12	34.738	0.239	205.7
73	41 Greaves Motorsport	Zytek Z11SN - Nissan	LMP2	Michael MUNEMMAN	3:58.930	15	15	35.131	0.393	205.4
74	41 Greaves Motorsport	Zytek Z11SN - Nissan	LMP2	Dan NORRIS-JONES	3:59.036	8	11	35.237	0.106	205.3
75	51 AF Corse	Ferrari 458 Italia	LMGTE Pro	Gianmaria BRUNI	3:59.098	8	12	35.299	0.062	205.2
76	74 Corvette Racing	Chevrolet Corvette - C7	LMGTE Pro	Oliver GAVIN	3:59.289	17	20	35.490	0.191	205.0
77	60 AF Corse	Ferrari 458 Italia	LMGTE Am	Raffaele GIAMMARIA	3:59.296	12	13	35.497	0.007	205.0
78	74 Corvette Racing	Chevrolet Corvette - C7	LMGTE Pro	Tommy MILNER	3:59.517	11	11	35.718	0.221	204.8
79	73 Corvette Racing	Chevrolet Corvette - C7	LMGTE Pro	Jan MAGNUSSEN	3:59.529	20	21	35.730	0.012	204.8
80	52 RAM Racing	Ferrari 458 Italia	LMGTE Pro	Matt GRIFFIN	3:59.561	9	10	35.762	0.032	204.8
81	73 Corvette Racing	Chevrolet Corvette - C7	LMGTE Pro	Antonio GARCIA	3:59.857	3	7	36.058	0.296	204.6
82	71 AF Corse	Ferrari 458 Italia	LMGTE Pro	James CALADO	4:00.038	10	11	36.239	0.181	204.4
83	92 Porsche Team Manthey	Porsche 911 RSR	LMGTE Pro	Richard LIETZ	4:00.228	16	16	36.429	0.190	204.2
84	81 AF Corse	Ferrari 458 Italia	LMGTE Am	Michele RUGOLO	4:00.410	5	7	36.611	0.182	204.1
85	66 JMW Motorsport	Ferrari 458 Italia	LMGTE Am	Spencer PUMPELLY	4:00.458	13	14	36.659	0.048	204.0
86	61 AF Corse	Ferrari 458 Italia	LMGTE Am	Marco CIOCI	4:00.578	9	11	36.779	0.120	203.9
87	53 RAM Racing	Ferrari 458 Italia	LMGTE Am	Johnny MOWLEM	4:00.596	14	20	36.797	0.018	203.9
88	61 AF Corse	Ferrari 458 Italia	LMGTE Am	Mirko VENTURI	4:00.691	12	15	36.892	0.095	203.8
89	77 Dempsey Racing - Proton	Porsche 911 RSR	LMGTE Am	Patrick LONG	4:00.837	8	10	37.038	0.146	203.7
90	91 Porsche Team Manthey	Porsche 911 RSR	LMGTE Pro	Jörg BERGMEISTER	4:00.846	4	14	37.047	0.009	203.7
91	61 AF Corse	Ferrari 458 Italia	LMGTE Am	Luis PEREZ COMPANC	4:00.898	10	11	37.099	0.052	203.7
92	8 Star Motorsports	Ferrari 458 Italia	LMGTE Am	Paolo RUBERTI	4:01.190	10	12	37.391	0.292	203.4
93	81 AF Corse	Ferrari 458 Italia	LMGTE Am	Stephen WYATT	4:01.200	6	24	37.401	0.010	203.4
94	33 OAK Racing - Team Asia	Ligier JS P2 - HPD	LMP2	David CHENG	4:01.331	8	10	37.532	0.131	203.3
95	75 Prospeed Competition	Porsche 911 GT3 RSR	LMGTE Am	Emmanuel COLLARD	4:01.491	15	15	37.692	0.160	203.2
96	92 Porsche Team Manthey	Porsche 911 RSR	LMGTE Pro	Marco HOLZER	4:01.617	14	15	37.818	0.126	203.1
97	71 AF Corse	Ferrari 458 Italia	LMGTE Pro	Olivier BERETTA	4:01.717	5	12	37.918	0.100	203.0
98	8 Star Motorsports	Ferrari 458 Italia	LMGTE Am	Franck MONTECALVO	4:02.166	7	9	38.367	0.449	202.6
99	67 IMSA Performance Matmut	Porsche 911 GT3 RSR	LMGTE Am	Eric HELARY	4:02.292	23	23	38.493	0.126	202.5
100	97 Aston Martin Racing	Aston Martin Vantage V8	LMGTE Pro	Darren TURNER	4:02.350	16	18	38.551	0.058	202.5
101	98 Aston Martin Racing	Aston Martin Vantage V8	LMGTE Am	Paul DALLA LANA	4:02.491	22	23	38.692	0.141	202.3
102	70 Team Taisan	Ferrari 458 Italia	LMGTE Am	Shinji NAKANO	4:02.499	11	12	38.700	0.008	202.3
103	58 Team Sofrev ASP	Ferrari 458 Italia	LMGTE Am	Soheil AYARI	4:02.519	6	11	38.720	0.020	202.3
104	95 Aston Martin Racing	Aston Martin Vantage V8	LMGTE Am	David HERENBERG-HANSSON	4:02.585	22	22	38.786	0.066	202.3
105	99 Aston Martin Racing	Aston Martin Vantage V8	LMGTE Pro	Fernando REES	4:02.733	9	10	38.934	0.148	202.1
106	72 SMP Racing	Ferrari 458 Italia	LMGTE Am	Viktor SHAITAR	4:02.745	12	14	38.946	0.012	202.1
107	66 JMW Motorsport	Ferrari 458 Italia	LMGTE Am	Abdulaziz ALFAISAL	4:02.792	19	22	38.993	0.047	202.1
108	8 Star Motorsports	Ferrari 458 Italia	LMGTE Am	Gianluca RODA	4:02.928	8	9	39.129	0.136	202.0
109	92 Porsche Team Manthey	Porsche 911 RSR	LMGTE Pro	Frédéric MAKOWIECKI	4:03.104	7	8	39.305	0.176	201.8
110	97 Aston Martin Racing	Aston Martin Vantage V8	LMGTE Pro	Stefan MÜCKE	4:03.187	3	3	39.388	0.083	201.8
111	88 Proton Competition	Porsche 911 RSR	LMGTE Am	Klaus BACHLER	4:03.192	15	15	39.393	0.005	201.8
112	88 Proton Competition	Porsche 911 RSR	LMGTE Am	Khaled ALQUBAISI	4:03.841	13	14	40.042	0.649	201.2
113	91 Porsche Team Manthey	Porsche 911 RSR	LMGTE Pro	Patrick PILET	4:03.882	5	13	40.083	0.041	201.2
114	72 SMP Racing	Ferrari 458 Italia	LMGTE Am	Andrea BERTOLINI	4:04.457	5	6	40.658	0.575	200.7
115	88 Proton Competition	Porsche 911 RSR	LMGTE Am	Christian RIED	4:04.801	9	10	41.002	0.344	200.4
116	52 RAM Racing	Ferrari 458 Italia	LMGTE Pro	Federico LEO	4:04.918	8	17	41.119	0.117	200.3
117	53 RAM Racing	Ferrari 458 Italia	LMGTE Am	Archie HAMILTON	4:05.801	5	15	42.002	0.883	199.6
118	99 Aston Martin Racing	Aston Martin Vantage V8	LMGTE Pro	Alex MACDOWALL	4:05.857	10	11	42.058	0.056	199.6
119	77 Dempsey Racing - Proton	Porsche 911 RSR	LMGTE Am	Patrick DEMPSEY	4:05.870	11	14	42.071	0.013	199.6
120	58 Team Sofrev ASP	Ferrari 458 Italia	LMGTE Am	Anthony PONS	4:06.308	9	11	42.509	0.438	199.2
121	98 Aston Martin Racing	Aston Martin Vantage V8	LMGTE Am	Pedro LAMY	4:07.117	4	7	43.318	0.809	198.5
122	71 AF Corse	Ferrari 458 Italia	LMGTE Pro	Davide RIGON	4:07.216	9	15	43.417	0.099	198.5
123	77 Dempsey Racing - Proton	Porsche 911 RSR	LMGTE Am	Joe FOSTER	4:08.154	8	8	44.355	0.938	197.7
124	70 Team Taisan	Ferrari 458 Italia	LMGTE Am	Martin RICH	4:08.278	23	28	44.479	0.124	197.6
125	72 SMP Racing	Ferrari 458 Italia	LMGTE Am	Aleksey BASOV	4:09.245	14	15	45.446	0.967	196.9
126	76 IMSA Performance Matmut	Porsche 911 GT3 RSR	LMGTE Am	Raymond NARAC	4:10.430	6	7	46.631	1.185	195.9
127	58 Team Sofrev ASP	Ferrari 458 Italia	LMGTE Am	Fabien BARTHEZ	4:10.661	19	20	46.862	0.231	195.7
128	98 Aston Martin Racing	Aston Martin Vantage V8	LMGTE Am	Christoffer NYGAARD	4:11.818	5	6	48.019	1.157	194.8
129	55 AF Corse	Ferrari 458 Italia	LMGTE Am	Duncan CAMERON	4:14.028	11	23	50.229	2.210	193.1
130	62 AF Corse	Ferrari 458 Italia	LMGTE Am	Yannick MALLEGOL	4:17.498	4	9	53.699	3.470	190.5
131	62 AF Corse	Ferrari 458 Italia	LMGTE Am	Howard BLANK	4:18.642	17	19	54.843	1.144	189.7
132	67 IMSA Performance Matmut	Porsche 911 GT3 RSR	LMGTE Am	Erik MARIS	4:18.797	14	15	54.998	0.155	189.6
133	60 AF Corse	Ferrari 458 Italia	LMGTE Am	Peter MANN	4:21.179	9	10	57.380	2.382	187.9
134	99 Aston Martin Racing	Aston Martin Vantage V8	LMGTE Pro	Daryl O'YOUNG	4:21.197	2	5	57.398	0.018	187.8
135	66 JMW Motorsport	Ferrari 458 Italia	LMGTE Am	Seth NEIMAN	4:26.141	3	8	1'02.342	4.944	184.4
136	97 Aston Martin Racing	Aston Martin Vantage V8	LMGTE Pro	Bruno SENNA	4:45.237	2	4	1'21.438	19.096	172.0



24h LE MANS



TEST DAY 24 HEURES DU MANS 2014 Test Practice 1

Classification by Driver Fastest Lap

Nr	Team	Car	Class	Driver	Time	Lap	Total	Gap	Kph
36	Signatech Alpine	Alpine A450 - Nissan	LMP2	Nelson PANCIATICI					
33	OAK Racing - Team Asia	Ligier JS P2 - HPD	LMP2	Adderly FONG					
48	Murphy Prototypes	Oreca 03 - Nissan	LMP2	Rodolfo GONZALEZ					
46	Thiriet By TDS Racing	Ligier JS P2 - Nissan	LMP2	Ludovic BADEY					
26	G-Drive Racing	Morgan - Nissan	LMP2	Olivier PLA					
8	Toyota Racing	Toyota TS 040 - Hybrid	LMP1 - H	Nicolas LAPIERRE					
0	Nissan Motorsports Global	Nissan ZEOD RC	CDNT - H	Thomas ERDOS					
24	Sebastien Loeb Racing	Oreca 03 - Nissan	LMP2	Laurens VANTHOOR					
13	Rebellion Racing	Rebellion R-One - Toyota	LMP1 - L	Andrea BELICCHI					
50	Larbre Competition	Morgan - Judd	LMP2	Ricky TAYLOR					
81	AF Corse	Ferrari 458 Italia	LMGTE Am	Sam BIRD			3		
76	IMSA Performance Matmut	Porsche 911 GT3 RSR	LMGTE Am	David HALLYDAY			2		
95	Aston Martin Racing	Aston Martin Vantage V8	LMGTE Am	Nick THIIM					
91	Porsche Team Manthey	Porsche 911 RSR	LMGTE Pro	Nick TANDY					
76	IMSA Performance Matmut	Porsche 911 GT3 RSR	LMGTE Am	Nicolas ARMINDO					
73	Corvette Racing	Chevrolet Corvette - C7	LMGTE Pro	Jordan TAYLOR					
62	AF Corse	Ferrari 458 Italia	LMGTE Am	Jean-Marc BACHELIER					
75	Prospeed Competition	Porsche 911 GT3 RSR	LMGTE Am	François PERRODO					
74	Corvette Racing	Chevrolet Corvette - C7	LMGTE Pro	Richard WESTBROOK					

Published at:

Track Temp: 21,11 °C

Air Temp: 17,83 °C

Track Status:

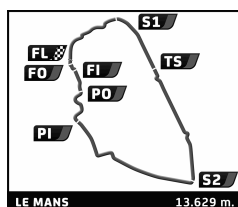
DRY

Race Director:

Timekeeper:



24h LE MANS



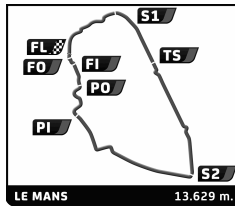
TEST DAY 24 HEURES DU MANS 2014 After Test Practice 1

Classification by Driver Fastest Lap

Nr	Team	Car	Class	Driver	Time	Laps	Gap	Kph	Session
1	3 Audi Sport Team Joest	Audi R18 e-tron quattro	LMP1 - H	Marco BONANOMI	3:23.799	17		240.7	Test Practice 1
2	8 Toyota Racing	Toyota TS 040 - Hybrid	LMP1 - H	Sébastien BUEMI	3:25.881	13	2.082	238.3	Test Practice 1
3	8 Toyota Racing	Toyota TS 040 - Hybrid	LMP1 - H	Anthony DAVIDSON	3:25.902	29	2.103	238.3	Test Practice 1
4	20 Porsche Team	Porsche 919 Hybrid	LMP1 - H	Brendon HARTLEY	3:26.179	17	2.380	238.0	Test Practice 1
5	7 Toyota Racing	Toyota TS 040 - Hybrid	LMP1 - H	Kazuki NAKAJIMA	3:26.371	17	2.572	237.7	Test Practice 1
6	7 Toyota Racing	Toyota TS 040 - Hybrid	LMP1 - H	Stéphane SARRAZIN	3:26.674	19	2.875	237.4	Test Practice 1
7	2 Audi Sport Team Joest	Audi R18 e-tron quattro	LMP1 - H	Benoit TRELUYER	3:26.886	9	3.087	237.2	Test Practice 1
8	20 Porsche Team	Porsche 919 Hybrid	LMP1 - H	Timo BERNHARD	3:27.032	14	3.233	237.0	Test Practice 1
9	2 Audi Sport Team Joest	Audi R18 e-tron quattro	LMP1 - H	Marcel FÄSSLER	3:27.449	18	3.650	236.5	Test Practice 1
10	1 Audi Sport Team Joest	Audi R18 e-tron quattro	LMP1 - H	Loïc DUVAL	3:27.517	18	3.718	236.4	Test Practice 1
11	1 Audi Sport Team Joest	Audi R18 e-tron quattro	LMP1 - H	Lucas DI GRASSI	3:27.569	18	3.770	236.4	Test Practice 1
12	2 Audi Sport Team Joest	Audi R18 e-tron quattro	LMP1 - H	André LOTTERER	3:27.641	12	3.842	236.3	Test Practice 1
13	14 Porsche Team	Porsche 919 Hybrid	LMP1 - H	Marc LIEB	3:27.770	27	3.971	236.1	Test Practice 1
14	20 Porsche Team	Porsche 919 Hybrid	LMP1 - H	Mark WEBBER	3:29.657	10	5.858	234.0	Test Practice 1
15	3 Audi Sport Team Joest	Audi R18 e-tron quattro	LMP1 - H	Filipe ALBUQUERQUE	3:30.360	25	6.561	233.2	Test Practice 1
16	7 Toyota Racing	Toyota TS 040 - Hybrid	LMP1 - H	Alexander WURZ	3:30.778	8	6.979	232.8	Test Practice 1
17	1 Audi Sport Team Joest	Audi R18 e-tron quattro	LMP1 - H	Tom KRISTENSEN	3:31.491	8	7.692	232.0	Test Practice 1
18	14 Porsche Team	Porsche 919 Hybrid	LMP1 - H	Romain DUMAS	3:31.493	5	7.694	232.0	Test Practice 1
19	14 Porsche Team	Porsche 919 Hybrid	LMP1 - H	Neel JANI	3:31.688	17	7.889	231.8	Test Practice 1
20	13 Rebellion Racing	Rebellion R-One - Toyota	LMP1 - L	Fabio LEIMER	3:36.637	13	12.838	226.5	Test Practice 1
21	12 Rebellion Racing	Rebellion R-One - Toyota	LMP1 - L	Mathias BECHE	3:37.495	20	13.696	225.6	Test Practice 1
22	12 Rebellion Racing	Rebellion R-One - Toyota	LMP1 - L	Nicolas PROST	3:38.575	16	14.776	224.5	Test Practice 1
23	36 Signatech Alpine	Alpine A450 - Nissan	LMP2	Paul-Loup CHATIN	3:39.922	28	16.123	223.1	Test Practice 1
24	13 Rebellion Racing	Rebellion R-One - Toyota	LMP1 - L	Dominik KRAIHAMER	3:40.567	5	16.768	222.4	Test Practice 1
25	38 Jota Sport	Zytek Z11SN - Nissan	LMP2	Marc GENE	3:41.268	11	17.469	221.7	Test Practice 1
26	48 Murphy Prototypes	Oreca 03 - Nissan	LMP2	Nathanael BERTHON	3:41.364	14	17.565	221.6	Test Practice 1
27	43 Newblood By Morand Racing	Morgan - Judd	LMP2	Christian KLIEN	3:41.691	12	17.892	221.3	Test Practice 1
28	47 KCMG	Oreca 03 - Nissan	LMP2	Alexandre IMPERATORI	3:41.721	11	17.922	221.3	Test Practice 1
29	35 OAK Racing	Ligier - Nissan	LMP2	Jann MARDENBOROUGH	3:41.924	18	18.125	221.1	Test Practice 1
30	26 G-Drive Racing	Morgan - Nissan	LMP2	Nathan RUSINOV	3:42.012	14	18.213	221.0	Test Practice 1
31	12 Rebellion Racing	Rebellion R-One - Toyota	LMP1 - L	Nick HEIDFELD	3:42.076	4	18.277	220.9	Test Practice 1
32	34 Race Performance	Oreca 03 - Judd	LMP2	Franck MAILLEUX	3:42.320	13	18.521	220.7	Test Practice 1
33	24 Sebastien Loeb Racing	Oreca 03 - Nissan	LMP2	Jan CHAROUZ	3:42.363	11	18.564	220.7	Test Practice 1
34	37 SMP Racing	Oreca 03 - Nissan	LMP2	Nicolas MINASSIAN	3:42.685	15	18.886	220.3	Test Practice 1
35	38 Jota Sport	Zytek Z11SN - Nissan	LMP2	Simon DOLAN	3:42.839	18	19.040	220.2	Test Practice 1
36	38 Jota Sport	Zytek Z11SN - Nissan	LMP2	Harry TINCKNELL	3:44.140	13	20.341	218.9	Test Practice 1
37	26 G-Drive Racing	Morgan - Nissan	LMP2	Julien CANAL	3:44.167	14	20.368	218.9	Test Practice 1
38	46 Thiriet By TDS Racing	Ligier JS P2 - Nissan	LMP2	Tristan GOMMENDY	3:44.288	11	20.489	218.8	Test Practice 1
39	46 Thiriet By TDS Racing	Ligier JS P2 - Nissan	LMP2	Pierre THIRIET	3:44.360	11	20.561	218.7	Test Practice 1
40	37 SMP Racing	Oreca 03 - Nissan	LMP2	Kirill LADYGIN	3:44.415	12	20.616	218.6	Test Practice 1
41	48 Murphy Prototypes	Oreca 03 - Nissan	LMP2	Karun CHANDHOK	3:44.500	6	20.701	218.5	Test Practice 1
42	48 Murphy Prototypes	Oreca 03 - Nissan	LMP2	Alex KAPADIA	3:44.614	12	20.815	218.4	Test Practice 1
43	47 KCMG	Oreca 03 - Nissan	LMP2	Matthew HOWSON	3:44.700	12	20.901	218.4	Test Practice 1
44	34 Race Performance	Oreca 03 - Judd	LMP2	Jon LANCASTER	3:44.714	11	20.915	218.3	Test Practice 1
45	35 OAK Racing	Ligier - Nissan	LMP2	Alex BRUNDLE	3:44.755	7	20.956	218.3	Test Practice 1
46	34 Race Performance	Oreca 03 - Judd	LMP2	Michel FREY	3:45.070	14	21.271	218.0	Test Practice 1
47	24 Sebastien Loeb Racing	Oreca 03 - Nissan	LMP2	René RAST	3:45.146	10	21.347	217.9	Test Practice 1
48	47 KCMG	Oreca 03 - Nissan	LMP2	Richard BRADLEY	3:46.051	16	22.252	217.1	Test Practice 1
49	37 SMP Racing	Oreca 03 - Nissan	LMP2	Maurizio MEDIANI	3:46.248	8	22.449	216.9	Test Practice 1
50	36 Signatech Alpine	Alpine A450 - Nissan	LMP2	Oliver WEBB	3:46.383	16	22.584	216.7	Test Practice 1
51	42 Caterham Racing	Zytek Z11SN - Nissan	LMP2	Thomas KIMBER-SMITH	3:46.903	10	23.104	216.2	Test Practice 1
52	29 Pegasus Racing	Morgan - Nissan	LMP2	Léo ROUSSEL	3:47.412	11	23.613	215.8	Test Practice 1
53	29 Pegasus Racing	Morgan - Nissan	LMP2	Nicolas LEUTWILLER	3:47.523	15	23.724	215.6	Test Practice 1
54	27 SMP Racing	Oreca 03 - Nissan	LMP2	Sergey ZLOBIN	3:47.766	8	23.967	215.4	Test Practice 1
55	50 Larbre Competition	Morgan - Judd	LMP2	Pierre RAGUES	3:48.459	15	24.660	214.8	Test Practice 1
56	41 Greaves Motorsport	Zytek Z11SN - Nissan	LMP2	Alessandro LATIF	3:48.611	10	24.812	214.6	Test Practice 1
57	24 Sebastien Loeb Racing	Oreca 03 - Nissan	LMP2	Vincent CAPILLAIRE	3:49.132	17	25.333	214.1	Test Practice 1



24h LE MANS



TEST DAY

24 HEURES DU MANS 2014

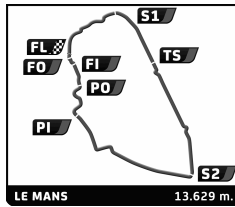
After Test Practice 1

Classification by Driver Fastest Lap

Nr	Team	Car	Class	Driver	Time	Laps	Gap	Kph	Session
58	43 Newblood By Morand Racing	Morgan - Judd	LMP2	Romain BRANDELA	3:49.206	10	25.407	214.1	Test Practice 1
59	42 Caterham Racing	Zytek Z11SN - Nissan	LMP2	Matthew McMURRY	3:49.939	23	26.140	213.4	Test Practice 1
60	42 Caterham Racing	Zytek Z11SN - Nissan	LMP2	Chris DYSON	3:50.653	13	26.854	212.7	Test Practice 1
61	41 Greaves Motorsport	Zytek Z11SN - Nissan	LMP2	James WINSLOW	3:50.755	11	26.956	212.6	Test Practice 1
62	27 SMP Racing	Oreca 03 - Nissan	LMP2	Anton LADYGIN	3:50.757	10	26.958	212.6	Test Practice 1
63	35 OAK Racing	Ligier - Nissan	LMP2	Mark SHULZHITSKIY	3:51.150	10	27.351	212.3	Test Practice 1
64	43 Newblood By Morand Racing	Morgan - Judd	LMP2	Gary HIRSCH	3:51.534	11	27.735	211.9	Test Practice 1
65	33 OAK Racing - Team Asia	Ligier JS P2 - HPD	LMP2	Ho-Pin TUNG	3:52.232	5	28.433	211.3	Test Practice 1
66	0 Nissan Motorsports Global	Nissan ZEOD RC	CDNT - H	Wolfgang REIP	3:52.574	10	28.775	211.0	Test Practice 1
67	27 SMP Racing	Oreca 03 - Nissan	LMP2	Mika SALO	3:53.604	6	29.805	210.0	Test Practice 1
68	29 Pegasus Racing	Morgan - Nissan	LMP2	Julien SCHELL	3:56.010	7	32.211	207.9	Test Practice 1
69	50 Larbre Competition	Morgan - Judd	LMP2	Keiko IHARA	3:57.011	12	33.212	207.0	Test Practice 1
70	51 AF Corse	Ferrari 458 Italia	LMGTE Pro	Giancarlo FISICHELLA	3:57.982	20	34.183	206.2	Test Practice 1
71	51 AF Corse	Ferrari 458 Italia	LMGTE Pro	Tony VILANDER	3:58.298	5	34.499	205.9	Test Practice 1
72	52 RAM Racing	Ferrari 458 Italia	LMGTE Pro	Alvaro PARENTE	3:58.537	12	34.738	205.7	Test Practice 1
73	41 Greaves Motorsport	Zytek Z11SN - Nissan	LMP2	Michael MUNEMMAN	3:58.930	15	35.131	205.4	Test Practice 1
74	41 Greaves Motorsport	Zytek Z11SN - Nissan	LMP2	Dan NORRIS-JONES	3:59.036	11	35.237	205.3	Test Practice 1
75	51 AF Corse	Ferrari 458 Italia	LMGTE Pro	Gianmaria BRUNI	3:59.098	12	35.299	205.2	Test Practice 1
76	74 Corvette Racing	Chevrolet Corvette - C7	LMGTE Pro	Oliver GAVIN	3:59.289	20	35.490	205.0	Test Practice 1
77	60 AF Corse	Ferrari 458 Italia	LMGTE Am	Raffaele GIAMMARIA	3:59.296	13	35.497	205.0	Test Practice 1
78	74 Corvette Racing	Chevrolet Corvette - C7	LMGTE Pro	Tommy MILNER	3:59.517	11	35.718	204.8	Test Practice 1
79	73 Corvette Racing	Chevrolet Corvette - C7	LMGTE Pro	Jan MAGNUSSEN	3:59.529	21	35.730	204.8	Test Practice 1
80	52 RAM Racing	Ferrari 458 Italia	LMGTE Pro	Matt GRIFFIN	3:59.561	10	35.762	204.8	Test Practice 1
81	73 Corvette Racing	Chevrolet Corvette - C7	LMGTE Pro	Antonio GARCIA	3:59.857	7	36.058	204.6	Test Practice 1
82	71 AF Corse	Ferrari 458 Italia	LMGTE Pro	James CALADO	4:00.038	11	36.239	204.4	Test Practice 1
83	92 Porsche Team Manthey	Porsche 911 RSR	LMGTE Pro	Richard LIETZ	4:00.228	16	36.429	204.2	Test Practice 1
84	81 AF Corse	Ferrari 458 Italia	LMGTE Am	Michele RUGOLO	4:00.410	7	36.611	204.1	Test Practice 1
85	66 JMW Motorsport	Ferrari 458 Italia	LMGTE Am	Spencer PUMPELLY	4:00.458	14	36.659	204.0	Test Practice 1
86	61 AF Corse	Ferrari 458 Italia	LMGTE Am	Marco CIOCI	4:00.578	11	36.779	203.9	Test Practice 1
87	53 RAM Racing	Ferrari 458 Italia	LMGTE Am	Johnny MOWLEM	4:00.596	20	36.797	203.9	Test Practice 1
88	61 AF Corse	Ferrari 458 Italia	LMGTE Am	Mirko VENTURI	4:00.691	15	36.892	203.8	Test Practice 1
89	77 Dempsey Racing - Proton	Porsche 911 RSR	LMGTE Am	Patrick LONG	4:00.837	10	37.038	203.7	Test Practice 1
90	91 Porsche Team Manthey	Porsche 911 RSR	LMGTE Pro	Jörg BERGMEISTER	4:00.846	14	37.047	203.7	Test Practice 1
91	61 AF Corse	Ferrari 458 Italia	LMGTE Am	Luis PEREZ COMPANC	4:00.898	11	37.099	203.7	Test Practice 1
92	90 8 Star Motorsports	Ferrari 458 Italia	LMGTE Am	Paolo RUBERTI	4:01.190	12	37.391	203.4	Test Practice 1
93	81 AF Corse	Ferrari 458 Italia	LMGTE Am	Stephen WYATT	4:01.200	24	37.401	203.4	Test Practice 1
94	33 OAK Racing - Team Asia	Ligier JS P2 - HPD	LMP2	David CHENG	4:01.331	10	37.532	203.3	Test Practice 1
95	75 Prospeed Competition	Porsche 911 GT3 RSR	LMGTE Am	Emmanuel COLLARD	4:01.491	15	37.692	203.2	Test Practice 1
96	92 Porsche Team Manthey	Porsche 911 RSR	LMGTE Pro	Marco HOLZER	4:01.617	15	37.818	203.1	Test Practice 1
97	71 AF Corse	Ferrari 458 Italia	LMGTE Pro	Olivier BERETTA	4:01.717	12	37.918	203.0	Test Practice 1
98	90 8 Star Motorsports	Ferrari 458 Italia	LMGTE Am	Franck MONTECALVO	4:02.166	9	38.367	202.6	Test Practice 1
99	67 IMSA Performance Matmut	Porsche 911 GT3 RSR	LMGTE Am	Eric HELARY	4:02.292	23	38.493	202.5	Test Practice 1
100	97 Aston Martin Racing	Aston Martin Vantage V8	LMGTE Pro	Darren TURNER	4:02.350	18	38.551	202.5	Test Practice 1
101	98 Aston Martin Racing	Aston Martin Vantage V8	LMGTE Am	Paul DALLA LANA	4:02.491	23	38.692	202.3	Test Practice 1
102	70 Team Taisan	Ferrari 458 Italia	LMGTE Am	Shinji NAKANO	4:02.499	12	38.700	202.3	Test Practice 1
103	58 Team Sofrev ASP	Ferrari 458 Italia	LMGTE Am	Soheil AYARI	4:02.519	11	38.720	202.3	Test Practice 1
104	95 Aston Martin Racing	Aston Martin Vantage V8	LMGTE Am	David HENNINGER-HANSSON	4:02.585	22	38.786	202.3	Test Practice 1
105	99 Aston Martin Racing	Aston Martin Vantage V8	LMGTE Pro	Fernando REES	4:02.733	10	38.934	202.1	Test Practice 1
106	72 SMP Racing	Ferrari 458 Italia	LMGTE Am	Viktor SHAITAR	4:02.745	14	38.946	202.1	Test Practice 1
107	66 JMW Motorsport	Ferrari 458 Italia	LMGTE Am	Abdulaziz ALFAISAL	4:02.792	22	38.993	202.1	Test Practice 1
108	90 8 Star Motorsports	Ferrari 458 Italia	LMGTE Am	Gianluca RODA	4:02.928	9	39.129	202.0	Test Practice 1
109	92 Porsche Team Manthey	Porsche 911 RSR	LMGTE Pro	Frédéric MAKOWIECKI	4:03.104	8	39.305	201.8	Test Practice 1
110	97 Aston Martin Racing	Aston Martin Vantage V8	LMGTE Pro	Stefan MÜCKE	4:03.187	3	39.388	201.8	Test Practice 1
111	88 Proton Competition	Porsche 911 RSR	LMGTE Am	Klaus BACHLER	4:03.192	15	39.393	201.8	Test Practice 1
112	88 Proton Competition	Porsche 911 RSR	LMGTE Am	Khaled ALQUBAISI	4:03.841	14	40.042	201.2	Test Practice 1
113	91 Porsche Team Manthey	Porsche 911 RSR	LMGTE Pro	Patrick PILET	4:03.882	13	40.083	201.2	Test Practice 1
114	72 SMP Racing	Ferrari 458 Italia	LMGTE Am	Andrea BERTOLINI	4:04.457	6	40.658	200.7	Test Practice 1
115	88 Proton Competition	Porsche 911 RSR	LMGTE Am	Christian RIED	4:04.801	10	41.002	200.4	Test Practice 1
116	52 RAM Racing	Ferrari 458 Italia	LMGTE Pro	Federico LEO	4:04.918	17	41.119	200.3	Test Practice 1
117	53 RAM Racing	Ferrari 458 Italia	LMGTE Am	Archie HAMILTON	4:05.801	15	42.002	199.6	Test Practice 1
118	99 Aston Martin Racing	Aston Martin Vantage V8	LMGTE Pro	Alex MACDOWALL	4:05.857	11	42.058	199.6	Test Practice 1



24h LE MANS



TEST DAY 24 HEURES DU MANS 2014 After Test Practice 1

Classification by Driver Fastest Lap

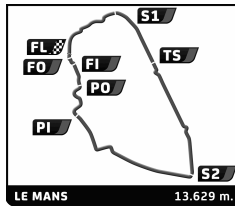
Nr	Team	Car	Class	Driver	Time	Laps	Gap	Kph	Session
119	77 Dempsey Racing - Proton	Porsche 911 RSR	LMGTE Am	Patrick DEMPSEY	4:05.870	14	42.071	199.6	Test Practice 1
120	58 Team Sofrev ASP	Ferrari 458 Italia	LMGTE Am	Anthony PONS	4:06.308	11	42.509	199.2	Test Practice 1
121	98 Aston Martin Racing	Aston Martin Vantage V8	LMGTE Am	Pedro LAMY	4:07.117	7	43.318	198.5	Test Practice 1
122	71 AF Corse	Ferrari 458 Italia	LMGTE Pro	Davide RIGON	4:07.216	15	43.417	198.5	Test Practice 1
123	77 Dempsey Racing - Proton	Porsche 911 RSR	LMGTE Am	Joe FOSTER	4:08.154	8	44.355	197.7	Test Practice 1
124	70 Team Taisan	Ferrari 458 Italia	LMGTE Am	Martin RICH	4:08.278	28	44.479	197.6	Test Practice 1
125	72 SMP Racing	Ferrari 458 Italia	LMGTE Am	Aleksey BASOV	4:09.245	15	45.446	196.9	Test Practice 1
126	76 IMSA Performance Matmut	Porsche 911 GT3 RSR	LMGTE Am	Raymond NARAC	4:10.430	7	46.631	195.9	Test Practice 1
127	58 Team Sofrev ASP	Ferrari 458 Italia	LMGTE Am	Fabien BARTHEZ	4:10.661	20	46.862	195.7	Test Practice 1
128	98 Aston Martin Racing	Aston Martin Vantage V8	LMGTE Am	Christoffer NYGAARD	4:11.818	6	48.019	194.8	Test Practice 1
129	55 AF Corse	Ferrari 458 Italia	LMGTE Am	Uncan CAMERON	4:14.028	23	50.229	193.1	Test Practice 1
130	62 AF Corse	Ferrari 458 Italia	LMGTE Am	Yannick MALLEGOL	4:17.498	9	53.699	190.5	Test Practice 1
131	62 AF Corse	Ferrari 458 Italia	LMGTE Am	Howard BLANK	4:18.642	19	54.843	189.7	Test Practice 1
132	67 IMSA Performance Matmut	Porsche 911 GT3 RSR	LMGTE Am	Erik MARIS	4:18.797	15	54.998	189.6	Test Practice 1
133	60 AF Corse	Ferrari 458 Italia	LMGTE Am	Ferrari MANN	4:21.179	10	57.380	187.9	Test Practice 1
134	99 Aston Martin Racing	Aston Martin Vantage V8	LMGTE Pro	Daryl O'YOUNG	4:21.197	5	57.398	187.8	Test Practice 1
135	66 JMW Motorsport	Ferrari 458 Italia	LMGTE Am	Seth NEIMAN	4:26.141	8	1'02.342	184.4	Test Practice 1
136	97 Aston Martin Racing	Aston Martin Vantage V8	LMGTE Pro	Bruno SENNA	4:45.237	4	1'21.438	172.0	Test Practice 1
137	95 Aston Martin Racing	Aston Martin Vantage V8	LMGTE Am	Nick THIIM					
138	91 Porsche Team Manthey	Porsche 911 RSR	LMGTE Pro	Nick TANDY		0			
139	81 AF Corse	Ferrari 458 Italia	LMGTE Am	Sam BIRD		3			
140	76 IMSA Performance Matmut	Porsche 911 GT3 RSR	LMGTE Am	David HALLYDAY		2			
141	76 IMSA Performance Matmut	Porsche 911 GT3 RSR	LMGTE Am	Nicolas ARMINDO					
142	75 Prospeed Competition	Porsche 911 GT3 RSR	LMGTE Am	François PERRODO		0			
143	74 Corvette Racing	Chevrolet Corvette - C7	LMGTE Pro	Richard WESTBROOK					
144	73 Corvette Racing	Chevrolet Corvette - C7	LMGTE Pro	Jordan TAYLOR		0			
145	62 AF Corse	Ferrari 458 Italia	LMGTE Am	Jean-Marc BACHELIER					
146	50 Larbre Competition	Morgan - Judd	LMP2	Ricky TAYLOR		0			
147	48 Murphy Prototypes	Oreca 03 - Nissan	LMP2	Rodolfo GONZALEZ					
148	46 Thiriet By TDS Racing	Ligier JS P2 - Nissan	LMP2	Ludovic BADEY		0			
149	36 Signatech Alpine	Alpine A450 - Nissan	LMP2	Nelson PANCIATICI					
150	33 OAK Racing - Team Asia	Ligier JS P2 - HPD	LMP2	Adderly FONG		0			
151	26 G-Drive Racing	Morgan - Nissan	LMP2	Olivier PLA					
152	24 Sebastien Loeb Racing	Oreca 03 - Nissan	LMP2	Laurens VANTHOOR		0			
153	13 Rebellion Racing	Rebellion R-One - Toyota	LMP1 - L	Andrea BELICCHI					
154	8 Toyota Racing	Toyota TS 040 - Hybrid	LMP1 - H	Nicolas LAPIERRE		0			
155	0 Nissan Motorsports Global	Nissan ZEOD RC	DN1 - H	Thomas ERDOS					

Published at:

Race Director:	Timekeeper:
-----------------------	--------------------



24h LE MANS



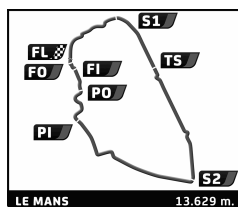
TEST DAY 24 HEURES DU MANS 2014 After Test Practice 1

Classification by Driver And Class Fastest Lap

Nr	Team	Car	Class	Driver	Time	Laps	Gap	Kph	Session
LMP1									
1	3 Audi Sport Team Joest	Audi R18 e-tron quattro	LMP1 - H	Marco BONANOMI	3:23.799	17		240.7	Test Practice 1
2	8 Toyota Racing	Toyota TS 040 - Hybrid	LMP1 - H	Sébastien BUEMI	3:25.881	13	2.082	238.3	Test Practice 1
3	8 Toyota Racing	Toyota TS 040 - Hybrid	LMP1 - H	Anthony DAVIDSON	3:25.902	29	2.103	238.3	Test Practice 1
4	20 Porsche Team	Porsche 919 Hybrid	LMP1 - H	Brendon HARTLEY	3:26.179	17	2.380	238.0	Test Practice 1
5	7 Toyota Racing	Toyota TS 040 - Hybrid	LMP1 - H	Kazuki NAKAJIMA	3:26.371	17	2.572	237.7	Test Practice 1
6	7 Toyota Racing	Toyota TS 040 - Hybrid	LMP1 - H	Stéphane SARRAZIN	3:26.674	19	2.875	237.4	Test Practice 1
7	2 Audi Sport Team Joest	Audi R18 e-tron quattro	LMP1 - H	Benoît TRELUYER	3:26.886	9	3.087	237.2	Test Practice 1
8	20 Porsche Team	Porsche 919 Hybrid	LMP1 - H	Timo BERNHARD	3:27.032	14	3.233	237.0	Test Practice 1
9	2 Audi Sport Team Joest	Audi R18 e-tron quattro	LMP1 - H	Marcel FÄSSLER	3:27.449	18	3.650	236.5	Test Practice 1
10	1 Audi Sport Team Joest	Audi R18 e-tron quattro	LMP1 - H	Loic DUVAL	3:27.517	18	3.718	236.4	Test Practice 1
11	1 Audi Sport Team Joest	Audi R18 e-tron quattro	LMP1 - H	Lucas DI GRASSI	3:27.569	18	3.770	236.4	Test Practice 1
12	2 Audi Sport Team Joest	Audi R18 e-tron quattro	LMP1 - H	André LOTTERER	3:27.641	12	3.842	236.3	Test Practice 1
13	14 Porsche Team	Porsche 919 Hybrid	LMP1 - H	Marc LIEB	3:27.770	27	3.971	236.1	Test Practice 1
14	20 Porsche Team	Porsche 919 Hybrid	LMP1 - H	Mark WEBBER	3:29.657	10	5.858	234.0	Test Practice 1
15	3 Audi Sport Team Joest	Audi R18 e-tron quattro	LMP1 - H	Filipe ALBUQUERQUE	3:30.360	25	6.561	233.2	Test Practice 1
16	7 Toyota Racing	Toyota TS 040 - Hybrid	LMP1 - H	Alexander WURZ	3:30.778	8	6.979	232.8	Test Practice 1
17	1 Audi Sport Team Joest	Audi R18 e-tron quattro	LMP1 - H	Tom KRISTENSEN	3:31.491	8	7.692	232.0	Test Practice 1
18	14 Porsche Team	Porsche 919 Hybrid	LMP1 - H	Romain DUMAS	3:31.493	5	7.694	232.0	Test Practice 1
19	14 Porsche Team	Porsche 919 Hybrid	LMP1 - H	Neel JANI	3:31.688	17	7.889	231.8	Test Practice 1
20	13 Rebellion Racing	Rebellion R-One - Toyota	LMP1 - L	Fabio LEIMER	3:36.637	13	12.838	226.5	Test Practice 1
21	12 Rebellion Racing	Rebellion R-One - Toyota	LMP1 - L	Mathias BECHE	3:37.495	20	13.696	225.6	Test Practice 1
22	12 Rebellion Racing	Rebellion R-One - Toyota	LMP1 - L	Nicolas PROST	3:38.575	16	14.776	224.5	Test Practice 1
23	13 Rebellion Racing	Rebellion R-One - Toyota	LMP1 - L	Dominik KRAIHAMER	3:40.567	5	16.768	222.4	Test Practice 1
24	12 Rebellion Racing	Rebellion R-One - Toyota	LMP1 - L	Nick HEIDFELD	3:42.076	4	18.277	220.9	Test Practice 1
13	Rebellion Racing	Rebellion R-One - Toyota	LMP1 - L	Andrea BELICCHI					
8	Toyota Racing	Toyota TS 040 - Hybrid	LMP1 - H	Nicolas LAPIERRE					
LMP2									
1	36 Signatech Alpine	Alpine A450 - Nissan	LMP2	Paul-Loup CHATIN	3:39.922	28		223.1	Test Practice 1
2	38 Jota Sport	Zytek Z11SN - Nissan	LMP2	Marc GENE	3:41.268	11	1.346	221.7	Test Practice 1
3	48 Murphy Prototypes	Oreca 03 - Nissan	LMP2	Nathanael BERTHON	3:41.364	14	1.442	221.6	Test Practice 1
4	43 Newblood By Morand Racing	Morgan - Judd	LMP2	Christian KLIEN	3:41.691	12	1.769	221.3	Test Practice 1
5	47 KCMG	Oreca 03 - Nissan	LMP2	Alexandre IMPERATORI	3:41.721	11	1.799	221.3	Test Practice 1
6	35 OAK Racing	Ligier - Nissan	LMP2	Jann MARDENBOROUGH	3:41.924	18	2.002	221.1	Test Practice 1
7	26 G-Drive Racing	Morgan - Nissan	LMP2	Roman RUSINOV	3:42.012	14	2.090	221.0	Test Practice 1
8	34 Race Performance	Oreca 03 - Judd	LMP2	Franck MAILLEUX	3:42.320	13	2.398	220.7	Test Practice 1
9	24 Sebastien Loeb Racing	Oreca 03 - Nissan	LMP2	Jan CHAROUZ	3:42.363	11	2.441	220.7	Test Practice 1
10	37 SMP Racing	Oreca 03 - Nissan	LMP2	Nicolas MINASSIAN	3:42.685	15	2.763	220.3	Test Practice 1
11	38 Jota Sport	Zytek Z11SN - Nissan	LMP2	Simon DOLAN	3:42.839	18	2.917	220.2	Test Practice 1
12	38 Jota Sport	Zytek Z11SN - Nissan	LMP2	Harry TINCKNELL	3:44.140	13	4.218	218.9	Test Practice 1
13	26 G-Drive Racing	Morgan - Nissan	LMP2	Julien CANAL	3:44.167	14	4.245	218.9	Test Practice 1
14	46 Thiriet By TDS Racing	Ligier JS P2 - Nissan	LMP2	Tristan GOMMENDY	3:44.288	11	4.366	218.8	Test Practice 1
15	46 Thiriet By TDS Racing	Ligier JS P2 - Nissan	LMP2	Pierre THIRIET	3:44.360	11	4.438	218.7	Test Practice 1
16	37 SMP Racing	Oreca 03 - Nissan	LMP2	Kirill LADYGIN	3:44.415	12	4.493	218.6	Test Practice 1
17	48 Murphy Prototypes	Oreca 03 - Nissan	LMP2	Karun CHANDHOK	3:44.500	6	4.578	218.5	Test Practice 1
18	48 Murphy Prototypes	Oreca 03 - Nissan	LMP2	Alex KAPADIA	3:44.614	12	4.692	218.4	Test Practice 1
19	47 KCMG	Oreca 03 - Nissan	LMP2	Matthew HOWSON	3:44.700	12	4.778	218.4	Test Practice 1
20	34 Race Performance	Oreca 03 - Judd	LMP2	Jon LANCASTER	3:44.714	11	4.792	218.3	Test Practice 1
21	35 OAK Racing	Ligier - Nissan	LMP2	Alex BRUNDLE	3:44.755	7	4.833	218.3	Test Practice 1
22	34 Race Performance	Oreca 03 - Judd	LMP2	Michel FREY	3:45.070	14	5.148	218.0	Test Practice 1
23	24 Sebastien Loeb Racing	Oreca 03 - Nissan	LMP2	René RAST	3:45.146	10	5.224	217.9	Test Practice 1
24	47 KCMG	Oreca 03 - Nissan	LMP2	Richard BRADLEY	3:46.051	16	6.129	217.1	Test Practice 1
25	37 SMP Racing	Oreca 03 - Nissan	LMP2	Maurizio MEDIANI	3:46.248	8	6.326	216.9	Test Practice 1
26	36 Signatech Alpine	Alpine A450 - Nissan	LMP2	Oliver WEBB	3:46.383	16	6.461	216.7	Test Practice 1
27	42 Caterham Racing	Zytek Z11SN - Nissan	LMP2	Thomas KIMBER-SMITH	3:46.903	10	6.981	216.2	Test Practice 1
28	29 Pegasus Racing	Morgan - Nissan	LMP2	Léo ROUSSEL	3:47.412	11	7.490	215.8	Test Practice 1
29	29 Pegasus Racing	Morgan - Nissan	LMP2	Nicolas LEUTWILLER	3:47.523	15	7.601	215.6	Test Practice 1
30	27 SMP Racing	Oreca 03 - Nissan	LMP2	Sergey ZLOBIN	3:47.766	8	7.844	215.4	Test Practice 1
31	50 Larbre Competition	Morgan - Judd	LMP2	Pierre RAGUES	3:48.459	15	8.537	214.8	Test Practice 1
32	41 Greaves Motorsport	Zytek Z11SN - Nissan	LMP2	Alessandro LATIF	3:48.611	10	8.689	214.6	Test Practice 1
33	24 Sebastien Loeb Racing	Oreca 03 - Nissan	LMP2	Vincent CAPILAIRE	3:49.132	17	9.210	214.1	Test Practice 1



24h LE MANS



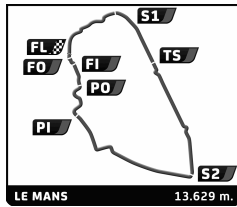
TEST DAY 24 HEURES DU MANS 2014 After Test Practice 1

Classification by Driver And Class Fastest Lap

Nr	Team	Car	Class	Driver	Time	Laps	Gap	Kph	Session
34	43 Newblood By Morand Racing	Morgan - Judd	LMP2	Romain BRANDELA	3:49.206	10	9.284	214.1	Test Practice 1
35	42 Caterham Racing	Zytek Z11SN - Nissan	LMP2	Matthew McMURRY	3:49.939	23	10.017	213.4	Test Practice 1
36	42 Caterham Racing	Zytek Z11SN - Nissan	LMP2	Chris DYSON	3:50.653	13	10.731	212.7	Test Practice 1
37	41 Greaves Motorsport	Zytek Z11SN - Nissan	LMP2	James WINSLOW	3:50.755	11	10.833	212.6	Test Practice 1
38	27 SMP Racing	Oreca 03 - Nissan	LMP2	Anton LADYGIN	3:50.757	10	10.835	212.6	Test Practice 1
39	35 OAK Racing	Ligier - Nissan	LMP2	Mark SHULZHITSKIY	3:51.150	10	11.228	212.3	Test Practice 1
40	43 Newblood By Morand Racing	Morgan - Judd	LMP2	Gary HIRSCH	3:51.534	11	11.612	211.9	Test Practice 1
41	33 OAK Racing - Team Asia	Ligier JS P2 - HPD	LMP2	Ho-Pin TUNG	3:52.232	5	12.310	211.3	Test Practice 1
42	27 SMP Racing	Oreca 03 - Nissan	LMP2	Mika SALO	3:53.604	6	13.682	210.0	Test Practice 1
43	29 Pegasus Racing	Morgan - Nissan	LMP2	Julien SCHELL	3:56.010	7	16.088	207.9	Test Practice 1
44	50 Larbre Competition	Morgan - Judd	LMP2	Keiko IHARA	3:57.011	12	17.089	207.0	Test Practice 1
45	41 Greaves Motorsport	Zytek Z11SN - Nissan	LMP2	Michael MUNEMMAN	3:58.930	15	19.008	205.4	Test Practice 1
46	41 Greaves Motorsport	Zytek Z11SN - Nissan	LMP2	Dan NORRIS-JONES	3:59.036	11	19.114	205.3	Test Practice 1
47	33 OAK Racing - Team Asia	Ligier JS P2 - HPD	LMP2	David CHENG	4:01.331	10	21.409	203.3	Test Practice 1
50	Larbre Competition	Morgan - Judd	LMP2	Ricky TAYLOR					
48	Murphy Prototypes	Oreca 03 - Nissan	LMP2	Rodolfo GONZALEZ					
46	Thiriet By TDS Racing	Ligier JS P2 - Nissan	LMP2	Ludovic BADEY					
36	Signatech Alpine	Alpine A450 - Nissan	LMP2	Nelson PANCIATICI					
33	OAK Racing - Team Asia	Ligier JS P2 - HPD	LMP2	Adderly FONG					
26	G-Drive Racing	Morgan - Nissan	LMP2	Olivier PLA					
24	Sebastien Loeb Racing	Oreca 03 - Nissan	LMP2	Laurens VANTHOOR					
LMGTE Pro									
1	51 AF Corse	Ferrari 458 Italia	LMGTE Pro	Giancarlo FISICHELLA	3:57.982	20		206.2	Test Practice 1
2	51 AF Corse	Ferrari 458 Italia	LMGTE Pro	Tony VILANDER	3:58.298	5	0.316	205.9	Test Practice 1
3	52 RAM Racing	Ferrari 458 Italia	LMGTE Pro	Alvaro PARENTE	3:58.537	12	0.555	205.7	Test Practice 1
4	51 AF Corse	Ferrari 458 Italia	LMGTE Pro	Gianmaria BRUNI	3:59.098	12	1.116	205.2	Test Practice 1
5	74 Corvette Racing	Chevrolet Corvette - C7	LMGTE Pro	Oliver GAVIN	3:59.289	20	1.307	205.0	Test Practice 1
6	74 Corvette Racing	Chevrolet Corvette - C7	LMGTE Pro	Tommy MILNER	3:59.517	11	1.535	204.8	Test Practice 1
7	73 Corvette Racing	Chevrolet Corvette - C7	LMGTE Pro	Jan MAGNUSSEN	3:59.529	21	1.547	204.8	Test Practice 1
8	52 RAM Racing	Ferrari 458 Italia	LMGTE Pro	Matt GRIFFIN	3:59.561	10	1.579	204.8	Test Practice 1
9	73 Corvette Racing	Chevrolet Corvette - C7	LMGTE Pro	Antonio GARCIA	3:59.857	7	1.875	204.6	Test Practice 1
10	71 AF Corse	Ferrari 458 Italia	LMGTE Pro	James CALADO	4:00.038	11	2.056	204.4	Test Practice 1
11	92 Porsche Team Manthey	Porsche 911 RSR	LMGTE Pro	Richard LIETZ	4:00.228	16	2.246	204.2	Test Practice 1
12	91 Porsche Team Manthey	Porsche 911 RSR	LMGTE Pro	Jörg BERGMEISTER	4:00.846	14	2.864	203.7	Test Practice 1
13	92 Porsche Team Manthey	Porsche 911 RSR	LMGTE Pro	Marco HOLZER	4:01.617	15	3.635	203.1	Test Practice 1
14	71 AF Corse	Ferrari 458 Italia	LMGTE Pro	Olivier BERETTA	4:01.717	12	3.735	203.0	Test Practice 1
15	97 Aston Martin Racing	Aston Martin Vantage V8	LMGTE Pro	Darren TURNER	4:02.350	18	4.368	202.5	Test Practice 1
16	99 Aston Martin Racing	Aston Martin Vantage V8	LMGTE Pro	Fernando REES	4:02.733	10	4.751	202.1	Test Practice 1
17	92 Porsche Team Manthey	Porsche 911 RSR	LMGTE Pro	Frédéric MAKOWIECKI	4:03.104	8	5.122	201.8	Test Practice 1
18	97 Aston Martin Racing	Aston Martin Vantage V8	LMGTE Pro	Stefan MÜCKE	4:03.187	3	5.205	201.8	Test Practice 1
19	91 Porsche Team Manthey	Porsche 911 RSR	LMGTE Pro	Patrick PILET	4:03.882	13	5.900	201.2	Test Practice 1
20	52 RAM Racing	Ferrari 458 Italia	LMGTE Pro	Federico LEO	4:04.918	17	6.936	200.3	Test Practice 1
21	99 Aston Martin Racing	Aston Martin Vantage V8	LMGTE Pro	Alex MACDOWALL	4:05.857	11	7.875	199.6	Test Practice 1
22	71 AF Corse	Ferrari 458 Italia	LMGTE Pro	Davide RIGON	4:07.216	15	9.234	198.5	Test Practice 1
23	99 Aston Martin Racing	Aston Martin Vantage V8	LMGTE Pro	Daryl O'YOUNG	4:21.197	5	23.215	187.8	Test Practice 1
24	97 Aston Martin Racing	Aston Martin Vantage V8	LMGTE Pro	Bruno SENNA	4:45.237	4	47.255	172.0	Test Practice 1
91	Porsche Team Manthey	Porsche 911 RSR	LMGTE Pro	Nick TANDY					
74	Corvette Racing	Chevrolet Corvette - C7	LMGTE Pro	Richard WESTBROOK					
73	Corvette Racing	Chevrolet Corvette - C7	LMGTE Pro	Jordan TAYLOR					
LMGTE Am									
1	60 AF Corse	Ferrari 458 Italia	LMGTE Am	Raffaele GIAMMARIA	3:59.296	13		205.0	Test Practice 1
2	81 AF Corse	Ferrari 458 Italia	LMGTE Am	Michele RUGOLO	4:00.410	7	1.114	204.1	Test Practice 1
3	66 JMW Motorsport	Ferrari 458 Italia	LMGTE Am	Spencer PUMPELLY	4:00.458	14	1.162	204.0	Test Practice 1
4	61 AF Corse	Ferrari 458 Italia	LMGTE Am	Marco CIOCI	4:00.578	11	1.282	203.9	Test Practice 1
5	53 RAM Racing	Ferrari 458 Italia	LMGTE Am	Johnny MOWLEM	4:00.596	20	1.300	203.9	Test Practice 1
6	61 AF Corse	Ferrari 458 Italia	LMGTE Am	Mirko VENTURI	4:00.691	15	1.395	203.8	Test Practice 1
7	77 Dempsey Racing - Proton	Porsche 911 RSR	LMGTE Am	Patrick LONG	4:00.837	10	1.541	203.7	Test Practice 1
8	61 AF Corse	Ferrari 458 Italia	LMGTE Am	Luis PEREZ COMPANC	4:00.898	11	1.602	203.7	Test Practice 1
9	90 8 Star Motorsports	Ferrari 458 Italia	LMGTE Am	Paolo RUBERTI	4:01.190	12	1.894	203.4	Test Practice 1
10	81 AF Corse	Ferrari 458 Italia	LMGTE Am	Stephen WYATT	4:01.200	24	1.904	203.4	Test Practice 1
11	75 Prospeed Competition	Porsche 911 GT3 RSR	LMGTE Am	Emmanuel COLLARD	4:01.491	15	2.195	203.2	Test Practice 1



24h LE MANS



TEST DAY 24 HEURES DU MANS 2014 After Test Practice 1

Classification by Driver And Class Fastest Lap

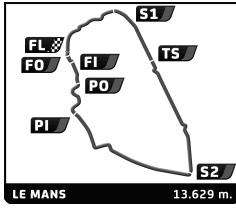
Nr	Team	Car	Class	Driver	Time	Laps	Gap	Kph	Session
12	90 8 Star Motorsports	Ferrari 458 Italia	LMGTE Am	Franck MONTECALVO	4:02.166	9	2.870	202.6	Test Practice 1
13	67 IMSA Performance Matmut	Porsche 911 GT3 RSR	LMGTE Am	Eric HELARY	4:02.292	23	2.996	202.5	Test Practice 1
14	98 Aston Martin Racing	Aston Martin Vantage V8	LMGTE Am	Paul DALLA LANA	4:02.491	23	3.195	202.3	Test Practice 1
15	70 Team Taisan	Ferrari 458 Italia	LMGTE Am	Shinji NAKANO	4:02.499	12	3.203	202.3	Test Practice 1
16	58 Team Sofrev ASP	Ferrari 458 Italia	LMGTE Am	Soheil AYARI	4:02.519	11	3.223	202.3	Test Practice 1
17	95 Aston Martin Racing	Aston Martin Vantage V8	LMGTE Am	David HENRIEBER-HANSSON	4:02.585	22	3.289	202.3	Test Practice 1
18	72 SMP Racing	Ferrari 458 Italia	LMGTE Am	Viktor SHATAR	4:02.745	14	3.449	202.1	Test Practice 1
19	66 JMW Motorsport	Ferrari 458 Italia	LMGTE Am	Abdulaziz ALFAISAL	4:02.792	22	3.496	202.1	Test Practice 1
20	90 8 Star Motorsports	Ferrari 458 Italia	LMGTE Am	Gianluca RODA	4:02.928	9	3.632	202.0	Test Practice 1
21	88 Proton Competition	Porsche 911 RSR	LMGTE Am	Klaus BACHLER	4:03.192	15	3.896	201.8	Test Practice 1
22	88 Proton Competition	Porsche 911 RSR	LMGTE Am	Khaled ALQUBAISI	4:03.841	14	4.545	201.2	Test Practice 1
23	72 SMP Racing	Ferrari 458 Italia	LMGTE Am	Andrea BERTOLINI	4:04.457	6	5.161	200.7	Test Practice 1
24	88 Proton Competition	Porsche 911 RSR	LMGTE Am	Christian RIED	4:04.801	10	5.505	200.4	Test Practice 1
25	53 RAM Racing	Ferrari 458 Italia	LMGTE Am	Archie HAMILTON	4:05.801	15	6.505	199.6	Test Practice 1
26	77 Dempsey Racing - Proton	Porsche 911 RSR	LMGTE Am	Patrick DEMPSEY	4:05.870	14	6.574	199.6	Test Practice 1
27	58 Team Sofrev ASP	Ferrari 458 Italia	LMGTE Am	Anthony PONS	4:06.308	11	7.012	199.2	Test Practice 1
28	98 Aston Martin Racing	Aston Martin Vantage V8	LMGTE Am	Pedro LAMY	4:07.117	7	7.821	198.5	Test Practice 1
29	77 Dempsey Racing - Proton	Porsche 911 RSR	LMGTE Am	Joe FOSTER	4:08.154	8	8.858	197.7	Test Practice 1
30	70 Team Taisan	Ferrari 458 Italia	LMGTE Am	Martin RICH	4:08.278	28	8.982	197.6	Test Practice 1
31	72 SMP Racing	Ferrari 458 Italia	LMGTE Am	Aleksey BASOV	4:09.245	15	9.949	196.9	Test Practice 1
32	76 IMSA Performance Matmut	Porsche 911 GT3 RSR	LMGTE Am	Raymond NARAC	4:10.430	7	11.134	195.9	Test Practice 1
33	58 Team Sofrev ASP	Ferrari 458 Italia	LMGTE Am	Fabien BARTHEZ	4:10.661	20	11.365	195.7	Test Practice 1
34	98 Aston Martin Racing	Aston Martin Vantage V8	LMGTE Am	Christoffer NYGAARD	4:11.818	6	12.522	194.8	Test Practice 1
35	55 AF Corse	Ferrari 458 Italia	LMGTE Am	Duncan CAMERON	4:14.028	23	14.732	193.1	Test Practice 1
36	62 AF Corse	Ferrari 458 Italia	LMGTE Am	Yannick MALLEGOL	4:17.498	9	18.202	190.5	Test Practice 1
37	62 AF Corse	Ferrari 458 Italia	LMGTE Am	Howard BLANK	4:18.642	19	19.346	189.7	Test Practice 1
38	67 IMSA Performance Matmut	Porsche 911 GT3 RSR	LMGTE Am	Erik MARIS	4:18.797	15	19.501	189.6	Test Practice 1
39	60 AF Corse	Ferrari 458 Italia	LMGTE Am	Peter MANN	4:21.179	10	21.883	187.9	Test Practice 1
40	66 JMW Motorsport	Ferrari 458 Italia	LMGTE Am	Seth NEIMAN	4:26.141	8	26.845	184.4	Test Practice 1
95	Aston Martin Racing	Aston Martin Vantage V8	LMGTE Am	Nicik THIIM					
81	AF Corse	Ferrari 458 Italia	LMGTE Am	Sam BIRD		3			
76	IMSA Performance Matmut	Porsche 911 GT3 RSR	LMGTE Am	David HALLYDAY		2			
76	IMSA Performance Matmut	Porsche 911 GT3 RSR	LMGTE Am	Nicolas ARMINDO					
75	Prospeed Competition	Porsche 911 GT3 RSR	LMGTE Am	François PERRODO					
62	AF Corse	Ferrari 458 Italia	LMGTE Am	Jean-Marc BACHELIER					
CDNT									
1	0 Nissan Motorsports Global	Nissan ZEOD RC	CDNT - H	Wolfgang REIP	3:52.574	10		211.0	Test Practice 1
	0 Nissan Motorsports Global	Nissan ZEOD RC	CDNT - H	Thomas ERDOS					

Published at:

Race Director:	Timekeeper:



24h LE MANS



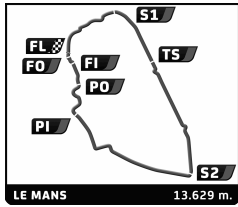
TEST DAY 24 HEURES DU MANS 2014 Test Practice 1

Best Sector Times

SECTOR 1			SECTOR 2			SECTOR 3			Pos	Team	Cl	Ideal Lap	Best Lap
Pos	Driver	Time	Driver	Time	Driver	Time	Pos	Team	Cl	Ideal Lap	Best Lap		
1	3 M.BONANOMI	32.213	20 B.HARTLEY	1:17.667	3 M.BONANOMI	1:33.106	1	3 Audi Sport Team Joest	LMP1 - H	3'23.799	3:23.799 (1)		
2	7 K.NAKAJIMA	32.512	14 M.LIEB	1:18.405	8 S.BUEMI	1:33.846	2	8 Toyota Racing	LMP1 - H	3'25.023	3:25.881 (2)		
3	8 S.BUEMI	32.590	3 M.BONANOMI	1:18.480	7 K.NAKAJIMA	1:33.981	3	20 Porsche Team	LMP1 - H	3'25.153	3:26.179 (3)		
4	2 A.LOTTERER	32.590	8 A.DAVIDSON	1:18.587	2 B.TRELUYER	1:34.167	4	7 Toyota Racing	LMP1 - H	3'25.944	3:26.371 (4)		
5	1 L.DUVAL	32.734	2 M.FÄSSLER	1:19.202	20 T.BERNHARD	1:34.422	5	2 Audi Sport Team Joest	LMP1 - H	3'25.959	3:26.886 (5)		
6	20 B.HARTLEY	33.064	1 L.DI GRASSI	1:19.208	1 L.DI GRASSI	1:34.439	6	1 Audi Sport Team Joest	LMP1 - H	3'26.381	3:27.517 (6)		
7	14 N.JANI	33.070	7 S.SARRAZIN	1:19.451	14 M.LIEB	1:35.306	7	14 Porsche Team	LMP1 - H	3'26.781	3:27.770 (7)		
8	12 M.BECHE	33.842	13 F.LEIMER	1:22.240	12 M.BECHE	1:40.076	8	12 Rebellion Racing	LMP1 - L	3'36.527	3:37.495 (9)		
9	13 F.LEIMER	34.139	12 M.BECHE	1:22.609	36 P.CHATIN	1:40.208	9	13 Rebellion Racing	LMP1 - L	3'36.637	3:36.637 (8)		
10	36 P.CHATIN	34.185	38 M.GENE	1:25.244	13 F.LEIMER	1:40.258	10	36 Signatech Alpine	LMP2	3'39.707	3:39.922 (10)		
11	48 N.BERTHON	34.366	36 P.CHATIN	1:25.314	38 M.GENE	1:41.062	11	38 Jota Sport	LMP2	3'40.869	3:41.268 (11)		
12	46 T.GOMMENDY	34.516	35 J.MARDENBOROUGH	1:25.396	26 R.RUSINOV	1:41.177	12	26 G-Drive Racing	LMP2	3'41.324	3:42.012 (16)		
13	38 M.GENE	34.563	26 R.RUSINOV	1:25.451	43 C.KLIEN	1:41.208	13	48 Murphy Prototypes	LMP2	3'41.364	3:41.364 (12)		
14	47 A.IMPERATORI	34.566	24 J.CHAROOUZ	1:25.488	48 N.BERTHON	1:41.418	14	43 Newblood By Morand Racing	LMP2	3'41.603	3:41.691 (13)		
15	35 J.MARDENBOROUGH	34.567	48 N.BERTHON	1:25.580	34 F.MAILLEUX	1:41.496	15	35 OAK Racing	LMP2	3'41.626	3:41.924 (15)		
16	24 J.CHAROOUZ	34.568	43 C.KLIEN	1:25.639	47 A.IMPERATORI	1:41.501	16	24 Sebastien Loeb Racing	LMP2	3'41.682	3:42.363 (18)		
17	37 N.MINASSIAN	34.648	47 A.IMPERATORI	1:25.654	24 J.CHAROOUZ	1:41.626	17	47 KCMG	LMP2	3'41.721	3:41.721 (14)		
18	26 R.RUSINOV	34.696	42 T.KIMBER-SMITH	1:25.774	35 J.MARDENBOROUGH	1:41.663	18	34 Race Performance	LMP2	3'42.075	3:42.320 (17)		
19	43 C.KLIEN	34.756	37 N.MINASSIAN	1:25.785	46 T.GOMMENDY	1:41.990	19	37 SMP Racing	LMP2	3'42.480	3:42.685 (19)		
20	34 F.MAILLEUX	34.790	34 F.MAILLEUX	1:25.789	37 N.MINASSIAN	1:42.047	20	46 Thiriet By TDS Racing	LMP2	3'42.603	3:44.288 (20)		
21	29 N.LEUTWILLER	34.972	46 T.GOMMENDY	1:26.097	42 T.KIMBER-SMITH	1:43.983	21	42 Caterham Racing	LMP2	3'44.948	3:46.903 (21)		
22	42 T.KIMBER-SMITH	35.191	27 S.ZLOBIN	1:26.775	27 S.ZLOBIN	1:44.096	22	29 Pegasus Racing	LMP2	3'46.550	3:47.412 (22)		
23	50 P.RAGUES	35.656	41 A.LATIF	1:27.082	29 N.LEUTWILLER	1:44.109	23	27 SMP Racing	LMP2	3'46.610	3:47.766 (23)		
24	27 S.ZLOBIN	35.739	50 P.RAGUES	1:27.170	50 P.RAGUES	1:44.162	24	50 Larbre Competition	LMP2	3'46.988	3:48.459 (24)		
25	41 J.WINSLOW	35.752	29 L.ROUSSEL	1:27.469	41 A.LATIF	1:45.085	25	41 Greaves Motorsport	LMP2	3'47.919	3:48.611 (25)		
26	33 H.TUNG	36.150	0 W.REIP	1:28.516	33 H.TUNG	1:46.899	26	33 OAK Racing - Team Asia	LMP2	3'52.232	3:52.232 (26)		
27	0 W.REIP	36.783	33 H.TUNG	1:29.183	0 W.REIP	1:47.275	27	0 Nissan Motorsports Global	CDNT - H	3'52.574	3:52.574 (27)		
28	60 R.GIAMMARRIA	37.246	61 M.VENTURI	1:31.082	51 G.FISICHELLA	1:49.149	28	51 AF Corse	LMGTE Pro	3'57.677	3:57.982 (28)		
29	52 A.PARENTE	37.289	51 G.FISICHELLA	1:31.154	52 A.PARENTE	1:49.669	29	52 RAM Racing	LMGTE Pro	3'58.249	3:58.537 (29)		
30	51 T.VILANDER	37.374	52 A.PARENTE	1:31.291	74 O.GAVIN	1:49.756	30	92 Porsche Team Manthey	LMGTE Pro	3'58.807	4:00.228 (34)		
31	92 R.LIETZ	37.471	92 R.LIETZ	1:31.343	73 J.MAGNUSSEN	1:49.932	31	74 Corvette Racing	LMGTE Pro	3'58.982	3:59.289 (30)		
32	74 O.GAVIN	37.583	71 J.CALADO	1:31.485	92 R.LIETZ	1:49.993	32	73 Corvette Racing	LMGTE Pro	3'59.044	3:59.529 (32)		
33	73 J.MAGNUSSEN	37.584	73 J.MAGNUSSEN	1:31.528	53 J.MOWLEM	1:50.288	33	60 AF Corse	LMGTE Am	3'59.296	3:59.296 (31)		
34	97 S.MÜCKE	37.622	74 O.GAVIN	1:31.643	60 R.GIAMMARRIA	1:50.374	34	61 AF Corse	LMGTE Am	3'59.420	4:00.578 (37)		
35	61 M.VENTURI	37.712	60 R.GIAMMARRIA	1:31.676	91 J.BERGMEISTER	1:50.386	35	71 AF Corse	LMGTE Pro	4'00.038	4:00.038 (33)		
36	98 P.DALLA LANA	37.757	77 P.LONG	1:31.787	66 S.PUMPELLY	1:50.562	36	91 Porsche Team Manthey	LMGTE Pro	4'00.275	4:00.846 (40)		
37	91 J.BERGMEISTER	37.802	75 E.COLLARD	1:31.808	81 M.RUGOLO	1:50.578	37	81 AF Corse	LMGTE Am	4'00.279	4:00.410 (35)		
38	99 F.REES	37.830	81 M.RUGOLO	1:31.847	71 J.CALADO	1:50.601	38	53 RAM Racing	LMGTE Am	4'00.397	4:00.596 (38)		
39	81 M.RUGOLO	37.854	53 J.MOWLEM	1:31.963	61 M.VENTURI	1:50.626	39	66 JMW Motorsport	LMGTE Am	4'00.458	4:00.458 (36)		
40	77 P.LONG	37.878	66 S.PUMPELLY	1:31.979	88 K.BACHLER	1:51.033	40	77 Dempsey Racing - Proton	LMGTE Am	4'00.754	4:00.837 (39)		
41	90 P.RUBERTI	37.885	58 S.AYARI	1:32.023	77 P.LONG	1:51.089	41	97 Aston Martin Racing	LMGTE Pro	4'01.144	4:02.350 (44)		
42	66 S.PUMPELLY	37.917	97 D.TURNER	1:32.025	90 P.RUBERTI	1:51.099	42	90 8 Star Motorsports	LMGTE Am	4'01.190	4:01.190 (41)		
43	58 S.AYARI	37.934	91 J.BERGMEISTER	1:32.087	95 D.HENNINGER-HANSSON	1:51.184	43	58 Team Sofrev ASP	LMGTE Am	4'01.226	4:02.519 (47)		
44	71 J.CALADO	37.952	90 P.RUBERTI	1:32.206	75 E.COLLARD	1:51.217	44	75 Prospeed Competition	LMGTE Am	4'01.491	4:01.491 (42)		
45	95 D.HENNINGER-HANSSON	37.985	67 E.HELARY	1:32.471	58 S.AYARI	1:51.269	45	98 Aston Martin Racing	LMGTE Am	4'01.770	4:02.491 (45)		
46	53 J.MOWLEM	38.146	98 P.DALLA LANA	1:32.483	67 E.HELARY	1:51.389	46	99 Aston Martin Racing	LMGTE Pro	4'02.046	4:02.733 (49)		
47	72 A.BERTOLINI	38.220	88 K.ALQUBAISI	1:32.591	99 F.REES	1:51.419	47	88 Proton Competition	LMGTE Am	4'02.165	4:03.192 (51)		
48	70 S.NAKANO	38.242	72 V.SHAITAR	1:32.644	97 S.MÜCKE	1:51.497	48	67 IMSA Performance Matmut	LMGTE Am	4'02.292	4:02.292 (43)		
49	67 E.HELARY	38.432	99 F.REES	1:32.797	98 P.DALLA LANA	1:51.530	49	95 Aston Martin Racing	LMGTE Am	4'02.567	4:02.585 (48)		
50	75 E.COLLARD	38.466	95 D.HENNINGER-HANSSON	1:33.398	72 V.SHAITAR	1:51.776	50	72 SMP Racing	LMGTE Am	4'02.640	4:02.745 (50)		
51	88 K.BACHLER	38.541	70 S.NAKANO	1:33.595	70 S.NAKANO	1:55.795	51	70 Team Taisan	LMGTE Am	4'07.632	4:02.499 (46)		
52	76 R.NARAC	39.579	62 Y.MALLEGOL	1:34.821	76 R.NARAC	1:56.004	52	76 IMSA Performance Matmut	LMGTE Am	4'10.430	4:10.430 (52)		



24h LE MANS



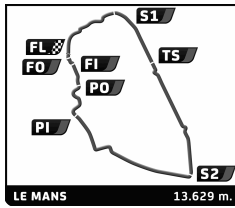
TEST DAY 24 HEURES DU MANS 2014 Test Practice 1

Best Specific Sectors

Pos	T6		T7		PORSCHE		FORD		T6+ T7	
	Driver	Time Kph	Driver	Time Kph	Driver	Time Kph	Driver	Time Kph	Driver	Time Kph
1	8 A. DAVIDSON	3.270 159,4	7 K. NAKAJIMA	3.574 251,8	1 L. DUVAL	16.156 251,3	8 A. DAVIDSON	6.052 153,8	8 A. DAVIDSON	6.854 209,6
2	7 K. NAKAJIMA	3.298 158,1	8 A. DAVIDSON	3.584 251,1	7 K. NAKAJIMA	16.197 250,7	3 F. ALBUQUERQUE	6.162 151,1	7 K. NAKAJIMA	6.877 208,9
3	3 F. ALBUQUERQUE	3.311 157,4	20 M. WEBBER	3.646 246,8	2 A. LOTTERER	16.213 250,4	1 L. DUVAL	6.212 149,8	3 M. BONANOMI	7.011 204,9
4	1 L. DUVAL	3.355 155,4	14 N. JANI	3.670 245,2	8 A. DAVIDSON	16.243 249,9	2 A. LOTTERER	6.246 149,0	2 M. FÄSSLER	7.054 203,6
5	2 A. LOTTERER	3.363 155,0	3 F. ALBUQUERQUE	3.679 244,6	3 F. ALBUQUERQUE	16.320 248,8	14 N. JANI	6.383 145,8	20 B. HARTLEY	7.057 203,5
6	14 N. JANI	3.371 154,6	2 A. LOTTERER	3.687 244,1	20 M. WEBBER	16.610 244,4	7 K. NAKAJIMA	6.399 145,5	14 N. JANI	7.076 203,0
7	20 M. WEBBER	3.404 153,1	1 L. DUVAL	3.692 243,8	13 F. LEIMER	17.155 236,7	20 M. WEBBER	6.433 144,7	1 L. DUVAL	7.085 202,7
8	36 P. CHATIN	3.599 144,8	13 F. LEIMER	3.926 229,2	14 N. JANI	17.173 236,4	36 P. CHATIN	6.443 144,5	13 F. LEIMER	7.582 189,4
9	24 V. CAPILLAIRE	3.619 144,0	12 M. BECHE	3.942 228,3	12 M. BECHE	17.207 235,9	46 P. THIRIET	6.466 143,9	36 P. CHATIN	7.667 187,3
10	37 N. MINASSIAN	3.639 143,2	37 N. MINASSIAN	4.055 221,9	26 R. RUSINOV	17.228 235,7	12 M. BECHE	6.478 143,7	12 M. BECHE	7.672 187,2
11	41 J. WINSLOW	3.642 143,1	41 J. WINSLOW	4.062 221,6	46 P. THIRIET	17.247 235,4	35 A. BRUNDLE	6.550 142,1	37 K. LADYGIN	7.701 186,5
12	13 F. LEIMER	3.645 143,0	36 P. CHATIN	4.068 221,2	36 P. CHATIN	17.253 235,3	29 J. SCHELL	6.611 140,8	41 A. LATIF	7.704 186,4
13	34 M. FREY	3.646 143,0	24 V. CAPILLAIRE	4.070 221,1	35 J. HENRIEER-HANSSON	17.286 234,9	38 H. TINCKNELL	6.638 140,2	24 J. CHAROUZ	7.707 186,4
14	38 H. TINCKNELL	3.649 142,9	48 K. CHANDHOK	4.083 220,4	38 H. TINCKNELL	17.431 232,9	34 M. FREY	6.685 139,2	34 F. MAILLEUX	7.736 185,7
15	48 K. CHANDHOK	3.650 142,8	38 H. TINCKNELL	4.084 220,4	47 M. HOWSON	17.551 231,3	24 V. CAPILLAIRE	6.694 139,0	48 N. BERTHON	7.747 185,4
16	46 P. THIRIET	3.659 142,5	34 M. FREY	4.085 220,3	37 N. MINASSIAN	17.622 230,4	26 R. RUSINOV	6.709 138,7	38 H. TINCKNELL	7.750 185,3
17	35 A. BRUNDLE	3.671 142,0	47 M. HOWSON	4.100 219,5	34 M. FREY	17.650 230,0	48 K. CHANDHOK	6.725 138,4	46 P. THIRIET	7.786 184,5
18	29 J. SCHELL	3.671 142,0	27 A. LADYGIN	4.104 219,3	24 J. CHAROUZ	17.893 226,9	51 G. FISICHELLA	6.727 138,4	35 A. BRUNDLE	7.790 184,4
19	47 M. HOWSON	3.686 141,4	43 G. HIRSCH	4.106 219,2	48 K. CHANDHOK	17.963 226,0	37 N. MINASSIAN	6.765 137,6	43 G. HIRSCH	7.794 184,3
20	43 G. HIRSCH	3.688 141,3	35 A. BRUNDLE	4.107 219,1	29 J. SCHELL	18.193 223,2	47 M. HOWSON	6.877 135,3	47 R. BRADLEY	7.807 184,0
21	12 M. BECHE	3.714 140,4	26 R. RUSINOV	4.121 218,4	43 G. HIRSCH	18.349 221,3	61 M. VENTURI	6.887 135,2	29 L. ROUSSEL	7.813 183,8
22	42 T. KIMBER-SMITH	3.716 140,3	42 T. KIMBER-SMITH	4.121 218,4	50 P. RAGUES	18.463 219,9	53 J. MOWLEM	6.893 135,0	26 R. RUSINOV	7.838 183,3
23	26 R. RUSINOV	3.716 140,3	46 P. THIRIET	4.127 218,1	42 T. KIMBER-SMITH	18.488 219,6	42 T. KIMBER-SMITH	6.895 135,0	27 S. ZLOBIN	7.847 183,1
24	27 A. LADYGIN	3.719 140,2	50 P. RAGUES	4.141 217,3	27 A. LADYGIN	18.595 218,3	74 O. GAVIN	6.943 134,1	42 T. KIMBER-SMITH	7.849 183,0
25	50 P. RAGUES	3.732 139,7	29 J. SCHELL	4.142 217,3	0 W. REIP	19.077 212,8	13 F. LEIMER	6.950 133,9	50 P. RAGUES	7.880 182,3
26	0 W. REIP	3.793 137,4	33 H. TUNG	4.180 215,3	41 J. WINSLOW	19.150 212,0	52 M. GRIFFIN	6.951 133,9	33 H. TUNG	8.029 178,9
27	33 H. TUNG	3.834 136,0	0 W. REIP	4.262 211,2	33 H. TUNG	19.745 205,6	99 A. MACDOWALL	6.952 133,9	0 W. REIP	8.085 177,7
28	60 R. GIAMMARRIA	3.856 135,2	99 A. MACDOWALL	4.364 206,2	73 J. MAGNUSSEN	20.118 201,8	77 P. LONG	6.952 133,9	60 R. GIAMMARRIA	8.233 174,5
29	97 D. TURNER	3.864 134,9	97 D. TURNER	4.370 205,9	51 G. FISICHELLA	20.227 200,7	97 D. TURNER	6.958 133,8	97 D. TURNER	8.239 174,3
30	52 M. GRIFFIN	3.883 134,2	60 R. GIAMMARRIA	4.377 205,6	74 O. GAVIN	20.275 200,2	92 F. MAKOWIECKI	6.958 133,8	99 D. O'YOUNG	8.269 173,7
31	91 P. PILET	3.887 134,1	61 M. VENTURI	4.384 205,3	52 M. GRIFFIN	20.482 198,2	50 P. RAGUES	6.967 133,6	52 M. GRIFFIN	8.270 173,7
32	51 G. FISICHELLA	3.894 133,9	52 M. GRIFFIN	4.387 205,2	97 D. TURNER	20.544 197,6	41 J. WINSLOW	6.988 133,2	91 P. PILET	8.280 173,5
33	98 P. LAMY	3.894 133,9	66 A. ALFAISAL	4.388 205,1	60 P. MANN	20.548 197,6	73 J. MAGNUSSEN	6.997 133,0	98 P. DALLA LANA	8.303 173,0
34	90 P. RUBERTI	3.901 133,6	67 E. HELARY	4.390 205,0	92 F. MAKOWIECKI	20.574 197,3	71 D. RIGON	7.002 132,9	61 L. PEREZ COMPANIC	8.309 172,9
35	99 A. MACDOWALL	3.905 133,5	91 P. PILET	4.393 204,9	95 D. HENRIEER-HANSSON	20.579 197,3	81 S. BIRD	7.010 132,8	81 S. WYATT	8.314 172,8
36	81 S. BIRD	3.915 133,1	81 S. BIRD	4.394 204,8	70 M. RICH	20.677 196,4	66 A. ALFAISAL	7.017 132,6	51 T. VILANDER	8.320 172,6
37	95 D. HENRIEER-HANSSON	3.917 133,1	73 J. MAGNUSSEN	4.396 204,7	90 P. RUBERTI	20.693 196,2	27 A. LADYGIN	7.029 132,4	90 F. MONTECALVO	8.321 172,6
38	61 M. VENTURI	3.917 133,1	71 D. RIGON	4.399 204,6	53 J. MOWLEM	20.727 195,9	67 E. HELARY	7.030 132,4	66 S. PUMPELLY	8.332 172,4
39	66 A. ALFAISAL	3.920 133,0	98 P. LAMY	4.399 204,6	61 M. VENTURI	20.771 195,5	33 H. TUNG	7.038 132,3	73 A. GARCIA	8.333 172,4
40	72 A. BERTOLINI	3.925 132,8	90 P. RUBERTI	4.401 204,5	91 P. PILET	20.828 194,9	60 R. GIAMMARRIA	7.076 131,5	95 D. HENRIEER-HANSSON	8.343 172,2
41	53 J. MOWLEM	3.926 132,8	51 G. FISICHELLA	4.406 204,3	71 D. RIGON	20.860 194,6	90 P. RUBERTI	7.082 131,4	71 D. RIGON	8.348 172,1
42	73 J. MAGNUSSEN	3.937 132,4	88 C. RIED	4.409 204,1	88 C. RIED	20.874 194,5	70 M. RICH	7.111 130,9	53 J. MOWLEM	8.354 171,9
43	77 P. LONG	3.938 132,4	58 F. BARTHEZ	4.415 203,9	99 A. MACDOWALL	20.908 194,2	91 P. PILET	7.115 130,8	67 E. HELARY	8.356 171,9
44	92 F. MAKOWIECKI	3.939 132,3	92 F. MAKOWIECKI	4.417 203,8	75 E. COLLARD	20.923 194,0	88 C. RIED	7.124 130,7	72 A. BERTOLINI	8.357 171,9
45	71 D. RIGON	3.941 132,3	53 J. MOWLEM	4.419 203,7	98 P. LAMY	20.937 193,9	98 P. LAMY	7.140 130,4	77 P. LONG	8.369 171,6
46	70 M. RICH	3.953 131,9	77 P. LONG	4.422 203,5	81 S. BIRD	20.966 193,6	72 A. BERTOLINI	7.155 130,1	92 F. MAKOWIECKI	8.376 171,5
47	67 E. HELARY	3.966 131,4	75 E. COLLARD	4.425 203,4	58 F. BARTHEZ	21.056 192,8	58 F. BARTHEZ	7.203 129,2	88 K. BACHLER	8.403 170,9
48	74 O. GAVIN	3.967 131,4	95 D. HENRIEER-HANSSON	4.426 203,3	66 A. ALFAISAL	21.067 192,7	75 E. COLLARD	7.206 129,2	58 S. AYARI	8.412 170,8
49	88 C. RIED	3.977 131,1	72 A. BERTOLINI	4.426 203,3	77 P. LONG	21.106 192,4	0 W. REIP	7.246 128,5	75 E. COLLARD	8.423 170,5
50	58 F. BARTHEZ	3.982 130,9	74 O. GAVIN	4.438 202,8	72 A. BERTOLINI	21.228 191,3	95 D. HENRIEER-HANSSON	7.291 127,7	74 O. GAVIN	8.423 170,5
51	75 E. COLLARD	3.998 130,4	55 D. CAMERON	4.457 201,9	67 E. HELARY	21.308 190,5	43 G. HIRSCH	7.317 127,2	70 S. NAKANO	8.450 170,0
52	55 D. CAMERON	4.053 128,6	70 M. RICH	4.467 201,5	76 R. NARAC	22.460 180,8	76 R. NARAC	7.719 120,6	55 D. CAMERON	8.531 168,4
53	76 R. NARAC	4.084 127,6	76 R. NARAC	4.507 199,7	55 D. CAMERON	23.386 173,6	62 Y. MALLEGOL	7.743 120,2	76 R. NARAC	8.607 166,9
54	62 Y. MALLEGOL	4.140 125,9	62 Y. MALLEGOL	4.513 199,4	62 Y. MALLEGOL	23.860 170,2	55 D. CAMERON	7.990 116,5	62 H. BLANK	8.671 165,7



24h LE MANS



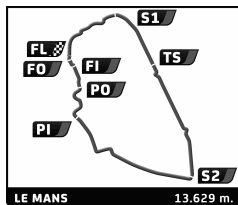
TEST DAY 24 HEURES DU MANS 2014 Test Practice 1

Best Top Speeds

Team	Car	Class	Top Speed Driver	Top 1		Top 2		Top 3		Top 4		Top 5		Avg
				Kph	Lap	Kph	Lap	Kph	Lap	Kph	Lap	Kph	Lap	
1 Audi Sport Team Joest	Audi R18 e-tron quattro	LMP1 - H	L. DUVAL	333.9	18	330.8	17	330.8	19	329.8	8	326.8	44	330,4
20 Porsche Team	Porsche 919 Hybrid	LMP1 - H	B. HARTLEY	332.9	41	330.8	19	330.8	29	329.8	35	328.8	32	330,6
8 Toyota Racing	Toyota TS 040 - Hybrid	LMP1 - H	S. BUEMI	331.8	37	329.8	21	326.8	36	316.3	41	310.9	39	323,1
2 Audi Sport Team Joest	Audi R18 e-tron quattro	LMP1 - H	M. FÄSSLER	328.8	28	328.8	9	326.8	5	322.9	15	322.0	18	325,9
7 Toyota Racing	Toyota TS 040 - Hybrid	LMP1 - H	S. SARRAZIN	326.8	28	322.0	42	322.0	41	322.0	32	321.0	17	322,8
12 Rebellion Racing	Rebellion R-One - Toyota	LMP1 - L	N. PROST	326.8	35	324.9	34	324.9	32	323.9	26	322.0	20	324,5
13 Rebellion Racing	Rebellion R-One - Toyota	LMP1 - L	F. LEIMER	325.8	13	323.9	10	323.9	12	322.0	15	322.0	18	323,5
14 Porsche Team	Porsche 919 Hybrid	LMP1 - H	M. LIEB	325.8	20	325.8	21	325.8	44	324.9	4	322.0	19	324,9
3 Audi Sport Team Joest	Audi R18 e-tron quattro	LMP1 - H	F. ALBUQUERQUE	322.9	24	322.9	37	321.0	8	321.0	10	320.1	11	321,6
0 Nissan Motorsports Global	Nissan ZEOD RC	CDNT - H	W. REIP	306.5	4	306.5	5	305.6	10	303.0	8	300.5	9	304,4
47 KCMG	Oreca 03 - Nissan	LMP2	A. IMPERATORI	306.5	10	303.9	34	303.9	11	303.9	12	303.9	20	304,4
48 Murphy Prototypes	Oreca 03 - Nissan	LMP2	K. CHANDHOK	306.5	4	304.7	26	304.7	18	304.7	5	303.9	15	304,9
36 Signatech Alpine	Alpine A450 - Nissan	LMP2	P. CHATIN	304.7	37	303.0	33	302.2	36	300.5	23	300.5	31	302,2
34 Race Performance	Oreca 03 - Judd	LMP2	J. LANCASTER	303.9	13	303.0	38	303.0	27	303.0	29	303.0	30	303,2
37 SMP Racing	Oreca 03 - Nissan	LMP2	N. MINASSIAN	303.9	29	303.0	35	303.0	16	303.0	24	301.3	14	302,8
27 SMP Racing	Oreca 03 - Nissan	LMP2	S. ZLOBIN	303.0	16	303.0	17	302.2	18	302.2	15	301.3	12	302,3
35 OAK Racing	Ligier - Nissan	LMP2	A. BRUNDLE	303.0	33	301.3	28	301.3	34	300.5	27	299.7	30	301,2
42 Caterham Racing	Zytek Z11SN - Nissan	LMP2	M. McMURRY	303.0	33	302.2	36	302.2	41	302.2	34	301.3	46	302,2
24 Sebastien Loeb Racing	Oreca 03 - Nissan	LMP2	R. RAST	302.2	16	302.2	34	302.2	25	302.2	37	301.3	27	302,0
38 Jota Sport	Zytek Z11SN - Nissan	LMP2	S. DOLAN	302.2	29	302.2	38	302.2	35	301.3	34	301.3	26	301,8
26 G-Drive Racing	Morgan - Nissan	LMP2	R. RUSINOV	301.3	14	301.3	11	301.3	22	300.5	10	300.5	5	301,0
41 Greaves Motorsport	Zytek Z11SN - Nissan	LMP2	A. LATIF	298.8	30	298.8	27	298.8	32	298.0	29	297.2	28	298,3
43 Newblood By Morand Racing	Morgan - Judd	LMP2	R. BRANDELA	298.0	14	298.0	15	298.0	8	297.2	4	296.4	9	297,5
50 Larbre Competition	Morgan - Judd	LMP2	P. RAGUES	298.0	12	298.0	11	297.2	27	296.4	10	296.4	8	297,2
61 AF Corse	Ferrari 458 Italia	LMGTE Am	L. PEREZ COMPANC	296.4	23	296.4	25	295.6	26	294.8	35	294.0	29	295,4
53 RAM Racing	Ferrari 458 Italia	LMGTE Am	J. MOWLEM	294.8	34	292.4	26	291.6	31	290.8	25	290.8	23	292,1
29 Pegasus Racing	Morgan - Nissan	LMP2	L. ROUSSEL	294.0	30	292.4	11	291.6	26	290.8	24	290.8	31	291,9
81 AF Corse	Ferrari 458 Italia	LMGTE Am	M. RUGOLO	294.0	28	290.8	16	290.0	15	289.3	21	289.3	24	290,7
33 OAK Racing - Team Asia	Ligier JS P2 - HPD	LMP2	D. CHENG	293.2	12	290.8	14	290.8	11	290.8	9	290.8	13	291,3
46 Thiriet By TDS Racing	Ligier JS P2 - Nissan	LMP2	T. GOMMENDY	293.2	16	290.8	22	290.8	17	290.8	15	290.8	21	291,3
52 RAM Racing	Ferrari 458 Italia	LMGTE Pro	A. PARENTE	293.2	20	292.4	25	291.6	26	291.6	22	290.8	23	291,9
71 AF Corse	Ferrari 458 Italia	LMGTE Pro	J. CALADO	293.2	20	292.4	31	291.6	18	291.6	24	291.6	16	292,1
51 AF Corse	Ferrari 458 Italia	LMGTE Pro	G. FISICHELLA	292.4	31	291.6	16	291.6	26	290.8	9	290.0	22	291,3
92 Porsche Team Manthey	Porsche 911 RSR	LMGTE Pro	R. LIETZ	292.4	34	292.4	32	291.6	22	290.8	3	290.0	39	291,4
70 Team Taisan	Ferrari 458 Italia	LMGTE Am	S. NAKANO	291.6	31	289.3	34	286.9	35	286.2	26	286.2	36	288,0
88 Proton Competition	Porsche 911 RSR	LMGTE Am	C. RIED	291.6	27	291.6	17	290.0	24	290.0	26	290.0	33	290,6
58 Team Sofrev ASP	Ferrari 458 Italia	LMGTE Am	A. PONS	290.8	25	290.8	33	290.0	20	290.0	30	290.0	32	290,3
60 AF Corse	Ferrari 458 Italia	LMGTE Am	P. MANN	290.8	22	288.5	6	286.2	12	286.2	13	286.2	8	287,6
75 Prospeed Competition	Porsche 911 GT3 RSR	LMGTE Am	E. COLLARD	290.8	9	290.0	15	290.0	10	288.5	14	287.7	8	289,4
90 8 Star Motorsports	Ferrari 458 Italia	LMGTE Am	F. MONTECALVO	290.8	26	290.0	30	289.3	27	289.3	29	287.7	28	289,4
66 JMW Motorsport	Ferrari 458 Italia	LMGTE Am	S. PUMPELLEY	290.0	32	289.3	36	289.3	35	288.5	18	287.7	26	289,0
72 SMP Racing	Ferrari 458 Italia	LMGTE Am	A. BASOV	290.0	33	289.3	31	289.3	30	288.5	35	288.5	24	289,1
91 Porsche Team Manthey	Porsche 911 RSR	LMGTE Pro	J.	290.0	21	288.5	20	288.5	25	288.5	23	288.5	5	288,8
74 Corvette Racing	Chevrolet Corvette - C7	LMGTE Pro	O. GAVIN	289.3	20	289.3	25	289.3	18	288.5	10	288.5	17	289,0
77 Dempsey Racing - Proton	Porsche 911 RSR	LMGTE Am	P. DEMPSEY	289.3	23	288.5	32	288.5	21	288.5	15	288.5	22	288,7
67 IMSA Performance Matmut	Porsche 911 GT3 RSR	LMGTE Am	E. HELARY	288.5	8	286.9	12	286.2	37	285.4	13	285.4	9	286,5
73 Corvette Racing	Chevrolet Corvette - C7	LMGTE Pro	J. MAGNUSSEN	288.5	4	288.5	5	287.7	6	286.9	28	286.9	16	287,7
62 AF Corse	Ferrari 458 Italia	LMGTE Am	H. BLANK	286.9	15	284.7	28	284.7	5	284.7	3	283.9	16	285,0
55 AF Corse	Ferrari 458 Italia	LMGTE Am	D. CAMERON	286.2	13	284.7	14	283.9	11	283.2	15	281.7	18	283,9
99 Aston Martin Racing	Aston Martin Vantage V8	LMGTE Pro	A. MACDOWALL	286.2	4	284.7	5	281.0	18	278.1	14	278.1	2	281,6
98 Aston Martin Racing	Aston Martin Vantage V8	LMGTE Am	P. DALLA LANA	285.4	24									



24h LE MANS



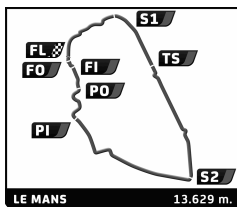
TEST DAY 24 HEURES DU MANS 2014 Test Practice 1

Best Top Speeds

Team	Car	Class	Top Speed Driver	Top 1		Top 2		Top 3		Top 4		Top 5		Avg
				Kph	Lap	Kph	Lap	Kph	Lap	Kph	Lap	Kph	Lap	
76 IMSA Performance Matmut	Porsche 911 GT3 RSR	LMGTE Am	R. NARAC	283.9	7	281.7	6	252.2	2	231.6	5	218.5	4	253,6
97 Aston Martin Racing	Aston Martin Vantage V8	LMGTE Pro	S. MÜCKE	283.9	24	282.5	13	282.5	16	282.5	10	282.5	18	282,8
95 Aston Martin Racing	Aston Martin Vantage V8	LMGTE Am	D. FENNER-HANSON	279.5	22	279.5	3	279.5	11	278.8	14	278.8	10	279,2



24h LE MANS



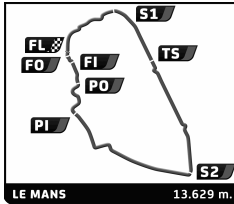
TEST DAY 24 HEURES DU MANS 2014 After Test Practice 1

Event maximum speed

Team	Car	Class	Driver	Top Speed	Lap	Session
1 Audi Sport Team Joest	Audi R18 e-tron quattro	LMP1 - H	Loïc DUVAL	333.9	18	Test Practice 1
20 Porsche Team	Porsche 919 Hybrid	LMP1 - H	Brendon HARTLEY	332.9	41	Test Practice 1
8 Toyota Racing	Toyota TS 040 - Hybrid	LMP1 - H	Sébastien BUEMI	331.8	37	Test Practice 1
2 Audi Sport Team Joest	Audi R18 e-tron quattro	LMP1 - H	André LOTTERER	328.8	9	Test Practice 1
7 Toyota Racing	Toyota TS 040 - Hybrid	LMP1 - H	Stéphane SARRAZIN	326.8	28	Test Practice 1
12 Rebellion Racing	Rebellion R-One - Toyota	LMP1 - L	Nicolas PROST	326.8	35	Test Practice 1
13 Rebellion Racing	Rebellion R-One - Toyota	LMP1 - L	Fabio LEIMER	325.8	13	Test Practice 1
14 Porsche Team	Porsche 919 Hybrid	LMP1 - H	Marc LIEB	325.8	20	Test Practice 1
3 Audi Sport Team Joest	Audi R18 e-tron quattro	LMP1 - H	Filipe ALBUQUERQUE	322.9	24	Test Practice 1
0 Nissan Motorsports Global	Nissan ZEOD RC	CDNT - H	Wolfgang REIP	306.5	4	Test Practice 1
47 KCMG	Oreca 03 - Nissan	LMP2	Alexandre IMPERATORI	306.5	10	Test Practice 1
48 Murphy Prototypes	Oreca 03 - Nissan	LMP2	Karun CHANDHOK	306.5	4	Test Practice 1
36 Signatech Alpine	Alpine A450 - Nissan	LMP2	Paul-Loup CHATIN	304.7	37	Test Practice 1
37 SMP Racing	Oreca 03 - Nissan	LMP2	Nicolas MINASSIAN	303.9	29	Test Practice 1
34 Race Performance	Oreca 03 - Judd	LMP2	Jon LANCASTER	303.9	13	Test Practice 1
35 OAK Racing	Ligier - Nissan	LMP2	Alex BRUNDLE	303.0	33	Test Practice 1
27 SMP Racing	Oreca 03 - Nissan	LMP2	Sergey ZLOBIN	303.0	16	Test Practice 1
42 Caterham Racing	Zytek Z11SN - Nissan	LMP2	Matthew McMURRY	303.0	33	Test Practice 1
24 Sebastien Loeb Racing	Oreca 03 - Nissan	LMP2	René RAST	302.2	16	Test Practice 1
38 Jota Sport	Zytek Z11SN - Nissan	LMP2	Simon DOLAN	302.2	29	Test Practice 1
26 G-Drive Racing	Morgan - Nissan	LMP2	Roman RUSINOV	301.3	11	Test Practice 1
41 Greaves Motorsport	Zytek Z11SN - Nissan	LMP2	Alessandro LATIF	298.8	27	Test Practice 1
43 Newblood By Morand Racing	Morgan - Judd	LMP2	Gary HIRSCH	298.0	8	Test Practice 1
50 Larbre Competition	Morgan - Judd	LMP2	Pierre RAGUES	298.0	11	Test Practice 1
61 AF Corse	Ferrari 458 Italia	LMGTE Am	Luis PEREZ COMPANC	296.4	23	Test Practice 1
53 RAM Racing	Ferrari 458 Italia	LMGTE Am	Johnny MOWLEM	294.8	34	Test Practice 1
29 Pegasus Racing	Morgan - Nissan	LMP2	Léo ROUSSEL	294.0	30	Test Practice 1
81 AF Corse	Ferrari 458 Italia	LMGTE Am	Michele RUGOLO	294.0	28	Test Practice 1
33 OAK Racing - Team Asia	Ligier JS P2 - HPD	LMP2	David CHENG	293.2	12	Test Practice 1
46 Thiriet By TDS Racing	Ligier JS P2 - Nissan	LMP2	Tristan GOMMENDY	293.2	16	Test Practice 1
52 RAM Racing	Ferrari 458 Italia	LMGTE Pro	Alvaro PARENTE	293.2	20	Test Practice 1
71 AF Corse	Ferrari 458 Italia	LMGTE Pro	James CALADO	293.2	20	Test Practice 1
51 AF Corse	Ferrari 458 Italia	LMGTE Pro	Giancarlo FISICHELLA	292.4	31	Test Practice 1
92 Porsche Team Manthey	Porsche 911 RSR	LMGTE Pro	Richard LIETZ	292.4	32	Test Practice 1
70 Team Taisan	Ferrari 458 Italia	LMGTE Am	Shinji NAKANO	291.6	31	Test Practice 1
88 Proton Competition	Porsche 911 RSR	LMGTE Am	Khaled ALQUBAISI	291.6	17	Test Practice 1
58 Team Sofrev ASP	Ferrari 458 Italia	LMGTE Am	Anthony PONS	290.8	25	Test Practice 1
60 AF Corse	Ferrari 458 Italia	LMGTE Am	Peter MANN	290.8	22	Test Practice 1
75 Prospeed Competition	Porsche 911 GT3 RSR	LMGTE Am	Emmanuel COLLARD	290.8	9	Test Practice 1
90 8 Star Motorsports	Ferrari 458 Italia	LMGTE Am	Franck MONTECALVO	290.8	26	Test Practice 1
66 JMW Motorsport	Ferrari 458 Italia	LMGTE Am	Spencer PUMPELLY	290.0	32	Test Practice 1
72 SMP Racing	Ferrari 458 Italia	LMGTE Am	Aleksey BASOV	290.0	33	Test Practice 1
91 Porsche Team Manthey	Porsche 911 RSR	LMGTE Pro	Jörg BERGMEISTER	290.0	21	Test Practice 1
74 Corvette Racing	Chevrolet Corvette - C7	LMGTE Pro	Oliver GAVIN	289.3	18	Test Practice 1
77 Dempsey Racing - Proton	Porsche 911 RSR	LMGTE Am	Patrick DEMPSEY	289.3	23	Test Practice 1
67 IMSA Performance Matmut	Porsche 911 GT3 RSR	LMGTE Am	Eric HELARY	288.5	8	Test Practice 1
73 Corvette Racing	Chevrolet Corvette - C7	LMGTE Pro	Jan MAGNUSSEN	288.5	4	Test Practice 1
62 AF Corse	Ferrari 458 Italia	LMGTE Am	Howard BLANK	286.9	15	Test Practice 1
55 AF Corse	Ferrari 458 Italia	LMGTE Am	Duncan CAMERON	286.2	13	Test Practice 1
99 Aston Martin Racing	Aston Martin Vantage V8	LMGTE Pro	Alex MACDOWALL	286.2	4	Test Practice 1
98 Aston Martin Racing	Aston Martin Vantage V8	LMGTE Am	Paul DALLA LANA	285.4	24	Test Practice 1
76 IMSA Performance Matmut	Porsche 911 GT3 RSR	LMGTE Am	Raymond NARAC	283.9	7	Test Practice 1
97 Aston Martin Racing	Aston Martin Vantage V8	LMGTE Pro	Stefan MÜCKE	283.9	24	Test Practice 1
95 Aston Martin Racing	Aston Martin Vantage V8	LMGTE Am	David HEINEMAYER-HANSSON	279.5	3	Test Practice 1



24h LE MANS



TEST DAY

24 HEURES DU MANS 2014

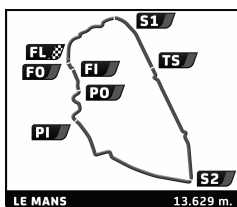
Test Practice 1

Fastest Lap Sequence

Practice Time	Team	Car	Class	Driver	Time	Kph	Lap
7:47.389	2 Audi Sport Team Joest	Audi R18 e-tron quattro	LMP1 - H	André LOTTERER	3:40.331	222.7	2
10:39.340	7 Toyota Racing	Toyota TS 040 - Hybrid	LMP1 - H	Kazuki NAKAJIMA	3:33.272	230.1	2
14:11.602	7 Toyota Racing	Toyota TS 040 - Hybrid	LMP1 - H	Kazuki NAKAJIMA	3:32.262	231.2	3
17:39.784	7 Toyota Racing	Toyota TS 040 - Hybrid	LMP1 - H	Kazuki NAKAJIMA	3:28.182	235.7	4
21:07.638	7 Toyota Racing	Toyota TS 040 - Hybrid	LMP1 - H	Kazuki NAKAJIMA	3:27.854	236.1	5
29:22.671	8 Toyota Racing	Toyota TS 040 - Hybrid	LMP1 - H	Anthony DAVIDSON	3:27.662	236.3	7
45:25.139	8 Toyota Racing	Toyota TS 040 - Hybrid	LMP1 - H	Anthony DAVIDSON	3:27.341	236.6	10
48:26.508	7 Toyota Racing	Toyota TS 040 - Hybrid	LMP1 - H	Kazuki NAKAJIMA	3:26.903	237.1	10
51:52.879	7 Toyota Racing	Toyota TS 040 - Hybrid	LMP1 - H	Kazuki NAKAJIMA	3:26.371	237.7	11
2:07:38.905	8 Toyota Racing	Toyota TS 040 - Hybrid	LMP1 - H	Anthony DAVIDSON	3:25.902	238.3	24
3:05:30.820	8 Toyota Racing	Toyota TS 040 - Hybrid	LMP1 - H	Sébastien BUEMI	3:25.881	238.3	6
3:16:17.586	3 Audi Sport Team Joest	Audi R18 e-tron quattro	LMP1 - H	Marco BONANOMI	3:25.297	239.0	9
4:01:59.026	3 Audi Sport Team Joest	Audi R18 e-tron quattro	LMP1 - H	Marco BONANOMI	3:23.799	240.7	17



24h LE MANS



TEST DAY 24 HEURES DU MANS 2014 Test Practice 1

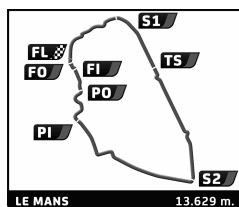
Sector Analysis

■ Personal Best ■ Session Best B Crossing the finish line in pit lane

Lap	D	Time	Sector 1	Sector 2	Sector 3	T6	T7	Porsche	Ford	T. Spd	Hour	Elapsed
0 Nissan Motorsports Global Nissan ZEOD RC 1.Wolfgang REIP CDNT 2.Thomas ERDOS												
1	1	1:43:26.049 B	...	2:44.957	3:43.219			46.744		101.3	10:43	1:43:26.049
2	1	18:45.758	...	1:31.348	1:52.257	3.863		21.202	7.927	274.6	11:02	2:02:11.807
3	1	4:04.938	39.474	1:33.088	1:52.376	3.849	4.262	21.022	7.890	281.7	11:06	2:06:16.745
4	1	4:07.146 B	37.479	1:29.479	2:00.188		4.285	20.110		306.5	11:10	2:10:23.891
5	1	25:08.315	...	1:30.528	1:51.329	3.995		19.889	7.536	306.5	11:35	2:35:32.206
6	1	3:55.997	37.774	1:30.240	1:47.983	3.977	4.322	19.579	7.525	283.2	11:39	2:39:28.203
7	1	3:54.843	36.806	1:29.398	1:48.639	3.793	4.330	19.146	7.246	291.6	11:43	2:43:23.046
8	1	6:47.779 B	36.946	1:56.303	4:14.530		4.292	46.315		303.0	11:50	2:50:10.825
9	1	1:07:41.168	...	1:29.879	1:48.046	3.809		19.361	7.611	300.5	12:57	3:57:51.993
10	1	3:52.574	36.783	1:28.516	1:47.275		4.279	19.077	7.368	305.6	13:01	4:01:44.567
1 Audi Sport Team Joest Audi R18 e-tron quattro 1.Lucas DI GRASSI LMP1 2.Loic DUVAL 3.Tom KRISTENSEN												
1	2	8:42.400	5:26.017	1:29.961	1:46.422	4.021		20.433	7.383	247.6	09:08	8:42.400
2	2	3:42.623	34.757	1:23.663	1:44.203	3.783	3.931	19.243	7.956	322.9	09:12	12:25.023
3	2	3:35.761	33.876	1:22.109	1:39.776	3.743	3.837	18.189	6.697	322.0	09:16	16:00.784
4	2	3:34.080	33.857	1:21.835	1:38.388	3.645	3.870	17.616	6.793	321.0	09:19	19:34.864
5	2	3:49.872 B	34.311	1:21.364	1:54.197		3.842	20.456		321.0	09:23	23:24.736
6	3	16:40.935	...	1:24.538	1:42.386	3.666		18.469	7.865	299.7	09:40	40:05.671
7	3	3:35.021	33.741	1:21.513	1:39.767	3.722	3.865	18.768	6.891	325.8	09:43	43:40.692
8	3	3:32.317	33.314	1:20.841	1:38.162	3.664	3.839	18.103	6.777	329.8	09:47	47:13.009
9	3	3:32.431	34.039	1:20.626	1:37.766	3.633	3.865	17.084	6.730	317.2	09:50	50:45.440
10	3	3:45.557 B	34.120	1:24.007	1:47.430		3.865	18.476		316.3	09:54	54:30.997
11	1	21:15.497	...	1:23.895	1:43.373	3.446		20.485	7.064	308.2	10:15	1:15:46.494
12	1	3:38.358	35.438	1:21.789	1:41.131	3.493	3.744	18.940	6.967	319.1	10:19	1:19:24.852
13	1	3:37.542	33.707	1:25.021	1:38.814	3.483	3.777	17.701	6.730	322.0	10:23	1:23:02.394
14	1	3:31.872	34.232	1:21.068	1:36.572	3.514	3.772	17.132	6.823	321.0	10:26	1:26:34.266
15	1	3:44.343 B	33.746	1:21.177	1:49.420		3.801	18.613		320.1	10:30	1:30:18.609
16	2	23:53.625	...	1:22.242	1:48.376	5.436		17.224	10.020	317.2	10:54	1:54:12.234
17	2	4:06.626	1:10.092	1:19.696	1:36.838	3.355	13.324	16.851	7.283	330.8	10:58	1:58:18.860
18	2	3:27.517	32.734	1:20.031	1:34.752	3.528	3.730	16.405	6.737	333.9	11:01	2:01:46.377
19	2	3:30.882	34.897	1:19.937	1:36.048	3.394	3.831	17.352	6.772	330.8	11:05	2:05:17.259
20	2	3:32.914	33.471	1:21.991	1:37.452	3.437	3.754	18.488	6.543	317.2	11:08	2:08:50.173
21	2	3:30.115	34.408	1:19.757	1:35.950	3.465	3.796	16.702	6.553	322.0	11:12	2:12:20.288
22	2	3:29.558	33.338	1:20.831	1:35.389	3.424	3.773	16.331	6.416	313.6	11:15	2:15:49.846
23	2	3:30.919	34.112	1:19.759	1:37.048	3.398	3.740	17.662	6.844	313.6	11:19	2:19:20.765
24	2	3:31.912	35.569	1:19.614	1:36.729	3.431	3.692	18.249	6.648	316.3	11:22	2:22:52.677
25	2	3:28.471	33.479	1:19.790	1:35.202	3.431	3.763	16.655	6.439	314.5	11:26	2:26:21.148
26	2	3:28.519	33.166	1:20.335	1:35.018	3.418	3.850	16.394	6.391	310.0	11:29	2:29:49.667
27	2	3:31.720	32.891	1:21.155	1:37.674	3.413	3.722	18.522	6.814	311.8	11:33	2:33:21.387
28	2	3:39.292 B	32.981	1:20.827	1:45.484		3.727	18.078		316.3	11:37	2:37:00.679
29	1	5:08.970	2:06.753	1:21.949	1:40.268	3.599		19.569	7.004	301.3	11:42	2:42:09.649
30	1	3:32.457	33.733	1:22.031	1:36.693	3.521	3.860	17.627	6.512	307.3	11:45	2:45:42.106
31	1	3:36.434	35.451	1:21.940	1:39.043	3.473	3.828	18.826	6.796	320.1	11:49	2:49:18.540
32	1	3:33.687	34.256	1:21.020	1:38.411	3.564	3.771	16.932	6.661	309.1	11:52	2:52:52.227
33	1	3:27.569	33.163	1:19.411	1:34.995	3.440	3.860	16.699	6.212	323.9	11:56	2:56:19.796
34	1	3:28.190	33.335	1:20.416	1:34.439	3.400	3.774	16.435	6.315	307.3	11:59	2:59:47.986
35	1	3:28.730	32.767	1:19.584	1:36.379	3.463	3.757	16.476	6.264	312.7	12:03	3:03:16.716
36	1	3:34.187	33.301	1:19.359	1:41.527	3.620	3.762	17.462	10.134	322.9	12:06	3:06:50.903
37	1	3:34.580	33.878	1:19.517	1:41.185	3.569	3.829	18.868	9.312	316.3	12:10	3:10:25.483
38	1	3:33.328	33.392	1:19.359	1:40.577	3.619	4.173	16.412	10.930	321.0	12:13	3:13:58.811
39	1	3:30.702	33.012	1:20.456	1:37.234	3.454	3.784	17.871	6.295	319.1	12:17	3:17:29.513
40	1	3:28.546	32.956	1:19.208	1:36.382	4.415	3.772	16.156	6.465	317.2	12:20	3:20:58.059
41	1	4:18.467 B	1:12.599	1:20.535	1:45.333		8.514	18.803		319.1	12:25	3:25:16.526



24h LE MANS



TEST DAY 24 HEURES DU MANS 2014 Test Practice 1

Sector Analysis

■ Personal Best ■ Session Best B Crossing the finish line in pit lane

Lap	D	Time	Sector 1	Sector 2	Sector 3	T6	T7	Porsche	Ford	T. Spd	Hour	Elapsed
10	1	3:34.300	34.129	1:21.517	1:38.654	3.687	3.857	17.685	7.109	321.0	10:01	1:01:24.651
11	1	3:42.355B	34.212	1:21.547	1:46.596		3.813	18.849		320.1	10:05	1:05:07.006
12	1	23:17.031	...	1:24.742	1:40.359	3.505		18.887	7.318	311.8	10:28	1:28:24.037
13	1	3:35.042	34.282	1:21.123	1:39.637	3.405	3.695	18.316	7.143	306.5	10:31	1:31:59.079
14	1	3:40.189	33.417	1:20.485	1:46.287	3.669	3.720	21.753	7.740	314.5	10:35	1:35:39.268
15	1	7:32.930	54.550	3:04.205	3:34.175	4.721	3.800	47.412	9.291	114.6	10:43	1:43:12.198
16	1	4:18.899	1:13.578	1:23.237	1:42.084	3.823	6.243	18.853	7.681	306.5	10:47	1:47:31.097
17	1	4:15.860	1:09.130	1:22.852	1:43.878	3.907	4.586	19.706	8.492	310.9	10:51	1:51:46.957
18	1	4:29.546B	1:15.910	1:22.129	1:51.507		7.916	19.152		315.4	10:56	1:56:16.503
19	1	6:52.210	3:52.860	1:21.269	1:38.081	3.605		17.754	7.025	313.6	11:03	2:03:08.713
20	1	3:34.767	34.231	1:20.808	1:39.728	3.375	3.810	18.681	6.822	315.4	11:06	2:06:43.480
21	1	3:30.360	33.136	1:19.323	1:37.901	3.521	3.713	17.195	7.948	317.2	11:10	2:10:13.840
22	1	3:37.113	33.240	1:22.655	1:41.218	3.545	3.793	20.153	8.003	317.2	11:13	2:13:50.953
23	1	3:33.168	34.191	1:21.636	1:37.341	3.505	3.780	18.066	6.925	318.2	11:17	2:17:24.121
24	1	3:33.506	35.183	1:20.783	1:37.540	3.470	3.806	18.386	6.915	322.9	11:20	2:20:57.627
25	1	3:35.980B	33.124	1:19.492	1:43.364		3.768	17.677		315.4	11:24	2:24:33.607
26	2	4:57.074	1:49.577	1:24.474	1:43.023	3.646		19.394	7.253	283.2	11:29	2:29:30.681
27	2	3:34.874	34.112	1:21.127	1:39.635	3.542	3.876	18.578	7.472	319.1	11:33	2:33:05.555
28	2	3:30.907	33.501	1:20.690	1:36.716	3.413	3.833	17.511	6.747	307.3	11:36	2:36:36.462
29	2	3:34.316	34.424	1:23.065	1:36.827	3.471	3.760	17.550	6.563	313.6	11:40	2:40:10.778
30	2	3:28.789	33.050	1:20.013	1:35.726	3.397	3.826	17.090	6.484	309.1	11:43	2:43:39.567
31	2	3:27.925	32.935	1:19.850	1:35.140	3.384	3.763	16.878	6.369	312.7	11:47	2:47:07.492
32	2	3:40.725B	33.345	1:21.138	1:46.242		3.744	18.943		313.6	11:50	2:50:48.217
33	2	22:04.072	...	1:20.103	1:37.919	3.400		17.506	6.939	318.2	12:12	3:12:52.289
34	2	3:25.297	32.360	1:19.016	1:33.921	3.349	3.690	16.320	6.162	314.5	12:16	3:16:17.586
35	2	3:26.460	33.590	1:18.796	1:34.074	3.311	3.701	16.539	6.269	320.1	12:19	3:19:44.046
36	2	3:30.520	32.853	1:19.762	1:37.905	3.354	3.706	17.084	7.393	317.2	12:23	3:23:14.566
37	2	3:27.774	32.987	1:19.845	1:34.942	3.355	3.742	16.386	7.018	322.9	12:26	3:26:42.340
38	2	3:28.628	32.916	1:18.582	1:37.130	5.743	3.708	16.360	6.338	318.2	12:30	3:30:10.968
39	2	7:30.702B	1:04.720	3:11.389	3:14.593		8.103	34.814		124.5	12:37	3:37:41.670
40	2	17:24.628	...	2:03.266	1:37.514	3.429		17.390	6.512	138.2	12:55	3:55:06.298
41	2	3:28.929	33.427	1:19.284	1:36.218	3.332	3.737	18.257	6.280	312.7	12:58	3:58:35.227
42	2	3:23.799	32.213	1:18.480	1:33.106		3.679	16.321	6.195	320.1	13:01	4:01:59.026

7

Toyota Racing
1. Alexander WURZ
2. Stéphane SARRAZIN

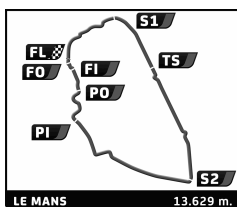
3. Kazuki NAKAJIMA

Toyota TS 040 - Hybrid
LMP1

1	3	7:06.068	3:57.192	1:24.960	1:43.916	3.489		20.040	7.810	294.0	09:07	7:06.068
2	3	3:33.272	34.095	1:21.858	1:37.319	3.520	3.633	17.757	6.834	283.9	09:10	10:39.340
3	3	3:32.262	34.329	1:21.632	1:36.301	3.380	3.648	17.311	6.860	290.0	09:14	14:11.602
4	3	3:28.182	33.129	1:19.914	1:35.139	3.430	3.607	16.996	6.566	292.4	09:17	17:39.784
5	3	3:27.854	32.965	1:19.907	1:34.982	3.396	3.628	16.921	6.656	294.0	09:21	21:07.638
6	3	3:29.117	33.033	1:19.876	1:36.208	3.362	3.678	17.672	6.704	294.0	09:24	24:36.755
7	3	3:42.331B	32.783	1:21.959	1:47.589		3.651	19.455		311.8	09:28	28:19.086
8	3	13:07.234	...	1:22.086	1:37.761	3.347		18.085	7.009		09:41	41:26.320
9	3	3:33.285	33.432	1:20.960	1:38.893	3.379	3.593		6.769	290.0	09:44	44:59.605
10	3	3:26.903	32.781	1:19.822	1:34.300	3.361	3.631	16.486	6.471	290.8	09:48	48:26.508
11	3	3:26.371	32.708	1:19.682	1:33.981	3.375	3.665	16.259	6.408	292.4	09:51	51:52.879
12	3	3:43.087B	33.500	1:23.277	1:46.310		3.664	18.483			09:55	55:35.966
13	3	13:50.808	...	1:21.665	1:35.833	3.332		16.980	6.577	316.3	10:09	1:09:26.774
14	3	3:28.529	32.542	1:19.663	1:36.324	3.599	3.601		6.524	295.6	10:12	1:12:55.303
15	3	3:34.006	33.202	1:20.644	1:40.160	3.303	3.650	19.087	7.318	298.0	10:16	1:16:29.309
16	3	3:27.843	32.584	1:20.018	1:35.241	3.350	3.574	16.197	7.330	298.8	10:19	1:19:57.152
17	3	3:41.522B	32.512	1:22.333	1:46.677		3.583	18.216		321.0	10:23	1:23:38.674
18	2	4:49.071	1:44.858	1:22.634	1:41.579	3.454		19.679	7.286	312.7	10:28	1:28:27.745
19	2	3:31.980	33.699	1:21.060	1:37.221	3.415	3.618	17.318	6.780	294.0	10:31	1:31:59.725
20	2	3:49.797B	33.514	1:20.224	1:56.059		3.622			298.0	10:35	1:35:49.522
21	2	12:10.408	9:04.439	1:23.857	1:42.112	4.088		18.071	8.504		10:47	1:47:59.930



24h LE MANS



TEST DAY 24 HEURES DU MANS 2014 Test Practice 1

Sector Analysis

■ Personal Best ■ Session Best B Crossing the finish line in pit lane

Lap	D	Time	Sector 1	Sector 2	Sector 3	T6	T7	Porsche	Ford	T. Spd	Hour	Elapsed
22	2	4:19.530	1:14.237	1:23.718	1:41.575	5.044	5.964	17.196	9.066	321.0	10:52	1:52:19.460
23	2	4:10.060	1:11.469	1:21.072	1:37.519	3.901	7.437	16.850	7.111	309.1	10:56	1:56:29.520
24	2	4:14.384	1:16.756	1:19.994	1:37.634	3.423	13.772	19.278	6.539	310.0	11:00	2:00:43.904
25	2	3:30.483	32.941	1:20.774	1:36.768	3.385	3.652	16.894	7.108	290.8	11:04	2:04:14.387
26	2	3:26.674	32.790	1:19.730	1:34.154	3.503	3.607	16.261	6.399	294.8	11:07	2:07:41.061
27	2	3:38.331 B	34.448	1:20.013	1:43.870		3.678	16.731		303.9	11:11	2:11:19.392
28	2	12:18.029	9:19.658	1:21.771	1:36.600	3.431		17.659	6.658	326.8	11:23	2:23:37.421
29	2	3:26.933	32.904	1:19.495	1:34.534	3.465	3.593		6.506		11:27	2:27:04.354
30	2	3:28.174	32.982	1:20.129	1:35.063	3.438	3.698	16.564	6.717	283.9	11:30	2:30:32.528
31	2	3:29.376	34.549	1:20.846	1:33.981	3.432	3.675	16.243	6.434	301.3	11:34	2:34:01.904
32	2	3:38.168 B	32.905	1:20.724	1:44.539		3.720	16.998		322.0	11:37	2:37:40.072
33	2	5:09.977	2:10.715	1:22.004	1:37.258	3.347		16.754	6.423	316.3	11:42	2:42:50.049
34	2	3:28.598	32.877	1:19.451	1:36.270	3.298	3.633	17.687	6.645	284.7	11:46	2:46:18.647
35	2	3:29.058	32.703	1:20.522	1:35.833	3.360	3.609	16.788	6.785	282.5	11:49	2:49:47.705
36	2	3:37.209 B	33.118	1:19.722	1:44.369		3.601	19.009		283.2	11:53	2:53:24.914
37	1	7:41.820	4:43.194	1:20.643	1:37.983	3.338		17.825	7.012	291.6	12:01	3:01:06.734
38	1	3:30.778	33.178	1:21.982	1:35.618	3.515	3.627	17.006	6.913	295.6	12:04	3:04:37.512
39	1	3:32.271	34.531	1:20.064	1:37.676	3.362	3.727	16.715	7.551	298.8	12:08	3:08:09.783
40	1	3:32.517	33.172	1:19.544	1:39.801	3.304	3.643	17.990	8.141	294.8	12:11	3:11:42.300
41	1	3:41.090 B	32.847	1:19.506	1:48.737		3.657	20.216		322.0	12:15	3:15:23.390
42	1	12:16.592	9:14.517	1:21.597	1:40.478	3.371		17.627	6.723	322.0	12:27	3:27:39.982
43	1	4:20.347	33.059	1:21.312	2:25.976	6.193	3.692	34.441	9.321	293.2	12:32	3:32:00.329
44	1	7:37.838 B	1:02.004	3:20.626	3:15.208		8.645	31.896		115.5	12:39	3:39:38.167

8

Toyota Racing
1. Anthony DAVIDSON
2. Nicolas LAPIERRE

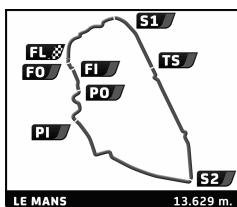
3. Sébastien BUEMI

Toyota TS 040 - Hybrid
LMP1

1	1	4:01.484 B	43.831	1:27.622	1:50.031			19.527		260.0	09:04	4:01.484
2	1	7:48.272	4:46.855	1:23.607	1:37.810	3.628		17.234	7.007	281.0	09:11	11:49.756
3	1	3:34.300	34.408	1:22.564	1:37.328	3.511	3.642	18.313	6.599	282.5	09:15	15:24.056
4	1	3:32.009	32.840	1:21.386	1:37.783	3.498	3.620	18.756	6.707	290.0	09:18	18:56.065
5	1	3:29.590	33.052	1:21.509	1:35.029	3.328	3.617	16.894	6.507	288.5	09:22	22:25.655
6	1	3:29.354	33.428	1:19.624	1:36.302	3.352	3.597	18.113	6.532	292.4	09:25	25:55.009
7	1	3:27.662	32.911	1:19.457	1:35.294	3.386	3.641	16.877	6.383	295.6	09:29	29:22.671
8	1	3:38.003 B	32.612	1:19.271	1:46.120		3.647	19.158		309.1	09:33	33:00.674
9	1	8:57.124	5:57.743	1:21.767	1:37.614	3.401		16.739	7.503	296.4	09:41	41:57.798
10	1	3:27.341	33.164	1:19.958	1:34.219	3.340	3.600	16.444	6.338	298.0	09:45	45:25.139
11	1	3:35.722 B	32.933	1:20.083	1:42.706		3.655	16.544		294.8	09:49	49:00.861
12	1	15:29.311	...	1:20.610	1:34.687	3.391		16.615	6.498	303.0	10:04	1:04:30.172
13	1	3:35.331	35.365	1:20.204	1:39.762	3.402	3.617	18.649	6.713	298.0	10:08	1:08:05.503
14	1	3:29.632	33.149	1:20.016	1:36.467	3.334	3.586	17.610	7.051	288.5	10:11	1:11:35.135
15	1	3:34.566 B	32.764	1:19.249	1:42.553		3.586	17.290		305.6	10:15	1:15:09.701
16	1	12:11.291	9:13.779	1:20.320	1:37.192	3.374		18.761	6.590	290.8	10:27	1:27:20.992
17	1	3:28.251	32.911	1:20.201	1:35.139	3.471	3.611	16.371	6.264	299.7	10:30	1:30:49.243
18	1	3:27.144	33.191	1:19.697	1:34.256	3.349	3.632	16.243	6.363	298.8	10:34	1:34:16.387
19	1	5:54.261 B	37.098	1:56.934	3:20.229		3.646	35.712		195.3	10:40	1:40:10.648
20	1	12:11.259	9:12.950	1:20.362	1:37.947	4.769		16.560	8.026	305.6	10:52	1:52:21.907
21	1	4:13.847	1:13.513	1:20.190	1:40.144	4.973	6.506		7.616	329.8	10:56	1:56:35.754
22	1	4:10.021	1:13.788	1:19.283	1:36.950	3.327	13.545		6.314	308.2	11:00	2:00:45.775
23	1	3:27.228	32.613	1:18.863	1:35.752	3.270	3.606	17.263	6.471	305.6	11:04	2:04:13.003
24	1	3:25.902	32.721	1:19.114	1:34.067	3.380	3.584	16.580	6.506	306.5	11:07	2:07:38.905
25	1	3:39.797 B	33.302	1:18.587	1:47.908		3.616	19.408		307.3	11:11	2:11:18.702
26	1	12:54.662	9:59.879	1:20.187	1:34.596	3.335		16.577	6.271	305.6	11:24	2:24:13.364
27	1	3:28.351	33.557	1:19.776	1:35.018	3.449	3.607	17.193	6.239	290.8	11:27	2:27:41.715
28	1	3:28.243	32.631	1:19.898	1:35.714	3.321	3.618	16.318	6.298	297.2	11:31	2:31:09.958
29	1	5:14.437 B	33.325	1:19.167	3:21.945		3.586	18.581		303.0	11:36	2:36:24.395
30	3	11:48.189	8:43.631	1:23.673	1:40.885	3.510		18.573	6.907		11:48	2:48:12.584
31	3	3:30.025	33.153	1:20.225	1:36.647	3.439	3.675		6.497	288.5	11:51	2:51:42.609



24h LE MANS



TEST DAY 24 HEURES DU MANS 2014 Test Practice 1

Sector Analysis

■ Personal Best ■ Session Best B Crossing the finish line in pit lane

Lap	D	Time	Sector 1	Sector 2	Sector 3	T6	T7	Porsche	Ford	T. Spd	Hour	Elapsed
32	3	3:27.820	32.879	1:19.176	1:35.765	3.425	3.658	17.397	6.171	286.9	11:55	2:55:10.429
33	3	3:27.243	33.026	1:19.583	1:34.634	3.420	3.633	16.581	6.166	288.5	11:58	2:58:37.672
34	3	3:27.267	32.997	1:19.379	1:34.891	3.579	3.649		6.131	298.0	12:02	3:02:04.939
35	3	3:25.881	32.648	1:19.387	1:33.846	3.612	3.672	16.258	6.052		12:05	3:05:30.820
36	3	3:38.661 B	32.735	1:18.632	1:47.294		3.705	19.309		326.8	12:09	3:09:09.481
37	3	9:29.023	6:32.430	1:20.482	1:36.111	3.331			6.369	331.8	12:18	3:18:38.504
38	3	3:35.170	32.590	1:18.963	1:43.617	6.400	3.638		9.164	286.9	12:22	3:22:13.674
39	3	4:06.966	1:09.853	1:20.795	1:36.318	3.300	11.456		6.266	310.9	12:26	3:26:20.640
40	3	3:37.288 B	33.631	1:19.419	1:44.238		3.610	16.645			12:29	3:29:57.928
41	3	27:01.757	...	1:21.500	1:37.274	3.376		16.744	7.320	316.3	12:56	3:56:59.685
42	3	3:29.174	32.761	1:21.857	1:34.556		3.642	16.424	6.268	296.4	13:00	4:00:28.859

12

Rebellion Racing1.Nicolas PROST
2.Nick HEIDFELD

3.Mathias BECHE

Rebellion R-One - Toyota
LMP1

1	3	8:05.644 B	4:26.877	1:33.825	2:04.942			22.755		237.2	09:08	8:05.644
2	3	22:37.873 B	...	1:27.950	1:56.868			20.196		273.9	09:30	30:43.517
3	3	8:50.620	5:37.195	1:26.785	1:46.640	4.132		19.231	7.864	283.9	09:39	39:34.137
4	3	3:47.851	35.829	1:24.965	1:47.057	4.052	4.076	19.968	7.095	311.8	09:43	43:21.988
5	3	3:44.721	35.179	1:23.890	1:45.652	3.890	4.046	19.516	7.746	312.7	09:47	47:06.709
6	3	3:43.972	35.001	1:24.945	1:44.026	3.885	4.007	18.114	6.866	318.2	09:50	50:50.681
7	3	3:42.237	35.146	1:25.532	1:41.559	3.858	4.014	17.827	6.844	307.3	09:54	54:32.918
8	3	3:50.939 B	35.690	1:23.811	1:51.438		3.985	18.503		312.7	09:58	58:23.857
9	3	14:38.171	...	1:24.896	1:42.452	3.891		17.947	7.608	313.6	10:13	1:13:02.028
10	3	3:38.093	34.665	1:23.076	1:40.352	3.812	4.030	17.542	6.717	319.1	10:16	1:16:40.121
11	3	3:40.004	34.362	1:23.053	1:42.589	3.831	3.991	19.430	6.574	320.1	10:20	1:20:20.125
12	3	3:39.977	34.441	1:23.732	1:41.804	3.801	4.006	19.274	6.669	313.6	10:24	1:24:00.102
13	3	3:39.344	35.458	1:23.532	1:40.354	3.816	3.989	17.450	6.521	318.2	10:27	1:27:39.446
14	3	3:40.396	34.933	1:23.304	1:42.159	3.794	3.982	19.664	6.660	316.3	10:31	1:31:19.842
15	3	3:44.105 B	33.842	1:23.900	1:46.363		3.977	17.207		315.4	10:35	1:35:03.947
16	3	26:28.670	...	1:25.616	1:43.997	3.751		20.178	6.810	303.9	11:01	2:01:32.617
17	3	3:40.769	34.635	1:23.197	1:42.937	3.781	3.991	19.893	6.778	302.2	11:05	2:05:13.386
18	3	3:38.553	34.259	1:22.940	1:41.354	3.783	3.996	18.963	6.744	310.0	11:08	2:08:51.939
19	3	3:37.495	34.274	1:23.145	1:40.076	3.714	3.983	18.892	6.478	310.9	11:12	2:12:29.434
20	3	3:45.574 B	33.949	1:22.609	1:49.016		3.958	17.311		322.0	11:16	2:16:15.008
21	1	14:39.540	...	1:28.440	1:49.198	4.034		20.294	7.611	296.4	11:30	2:30:54.548
22	1	3:46.717	36.339	1:26.175	1:44.203	3.844	4.072	19.502	7.114	290.0	11:34	2:34:41.265
23	1	3:44.789	35.598	1:26.284	1:42.907	3.804	3.996	19.137	7.263	294.8	11:38	2:38:26.054
24	1	3:41.925	34.633	1:23.732	1:43.560	3.854	3.984	20.311	7.061	321.0	11:42	2:42:07.979
25	1	3:40.999	34.713	1:24.505	1:41.781	3.887	3.985	18.871	7.045	293.2	11:45	2:45:48.978
26	1	3:47.163	34.441	1:26.789	1:45.933	3.819	3.997	19.614	7.927	323.9	11:49	2:49:36.141
27	1	3:39.889	34.460	1:23.170	1:42.259	3.834	3.974	18.332	7.078	322.0	11:53	2:53:16.030
28	1	3:39.028	34.290	1:23.925	1:40.813	3.773	3.981	18.061	6.925	304.7	11:56	2:56:55.058
29	1	3:38.575	34.157	1:23.052	1:41.366	3.738	3.977	18.809	6.902	321.0	12:00	3:00:33.633
30	1	3:40.821	34.193	1:25.752	1:40.876	3.760	3.942	17.907	7.036	320.1	12:04	3:04:14.454
31	1	3:40.116	33.944	1:23.589	1:42.583	3.757	3.954	17.869	7.811	319.1	12:07	3:07:54.570
32	1	3:52.474 B	34.099	1:26.217	1:52.158		3.980	19.215		324.9	12:11	3:11:47.044
33	1	10:40.369	7:13.664	1:26.082	2:00.623	9.181		21.528	14.136	280.3	12:22	3:22:27.413
34	1	4:27.299	1:14.756	1:24.619	1:47.924	3.836	14.901	21.550	7.068	324.9	12:26	3:26:54.712
35	1	3:49.437	34.711	1:23.509	1:51.217	4.030	4.001	18.752	8.750	326.8	12:30	3:30:44.149
36	1	7:04.520 B	38.359	3:08.963	3:17.198		4.032	34.962		121.6	12:37	3:37:48.669
37	2	12:24.942	6:02.643	2:57.521	3:24.778	5.154		39.913	10.833	117.7	12:50	3:50:13.611
38	2	5:08.820	1:08.553	2:09.119	1:51.148	3.980	9.294	20.792	7.922	142.9	12:55	3:55:22.431
39	2	3:48.516	37.364	1:26.670	1:44.482	3.815	4.053	19.333	7.577	315.4	12:59	3:59:10.947
40	2	3:42.076	35.357	1:25.040	1:41.679		4.021	18.225	7.068	310.0	13:02	4:02:53.023

13

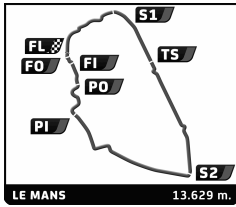
Rebellion Racing1.Dominik KRAHAMER
2.Andrea BELICCHI

3.Fabio LEIMER

Rebellion R-One - Toyota
LMP1



24h LE MANS



TEST DAY 24 HEURES DU MANS 2014 Test Practice 1

Sector Analysis

■ Personal Best ■ Session Best B Crossing the finish line in pit lane

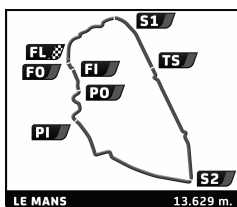
Lap	D	Time	Sector 1	Sector 2	Sector 3	T6	T7	Porsche	Ford	T. Spd	Hour	Elapsed
1	3	8:29.162B	3:59.598	1:57.092	2:32.472			26.088		184.6	09:08	8:29.162
2	3	23:57.167	...	1:33.209	2:01.596	3.998		23.641	8.916	258.2	09:32	32:26.329
3	3	4:04.903B	37.982	1:26.451	2:00.470		4.030	23.142		314.5	09:36	36:31.232
4	3	30:31.929B	...	1:25.703	1:54.500			20.367		318.2	10:07	1:07:03.161
5	3	15:18.794	...	1:25.884	1:43.734	3.706		19.062	7.290	314.5	10:22	1:22:21.955
6	3	3:50.182B	36.219	1:24.117	1:49.846		3.943	18.170		321.0	10:26	1:26:12.137
7	3	23:47.434	...	1:25.740	1:54.016	7.657		19.087	11.994	317.2	10:49	1:49:59.571
8	3	4:32.219B	1:14.108	1:25.801	1:52.310		6.713	18.463		320.1	10:54	1:54:31.790
9	3	29:09.045	...	1:25.173	1:42.451	3.687		18.061	7.210	320.1	11:23	2:23:40.835
10	3	3:42.177	35.106	1:23.581	1:43.490	3.699	3.926	20.034	7.233	323.9	11:27	2:27:23.012
11	3	3:42.684	34.508	1:24.277	1:43.899	3.674	3.939	18.701	7.063	320.1	11:31	2:31:05.696
12	3	3:36.637	34.139	1:22.240	1:40.258	3.645	3.928	17.743	6.950	323.9	11:34	2:34:42.333
13	3	3:46.097B	36.334	1:23.344	1:46.419		3.937	17.155		325.8	11:38	2:38:28.430
14	1	25:54.045	...	1:29.731	1:47.484	3.867		21.234	7.322	254.5	12:04	3:04:22.475
15	1	3:53.699B	35.039	1:23.949	1:54.711		3.995	19.185		322.0	12:08	3:08:16.174
16	1	27:01.628B	...	2:00.593	2:44.755			35.943		140.3	12:35	3:35:17.802
17	1	21:52.583	...	1:29.223	1:46.922	3.701		21.951	7.239	272.5	12:57	3:57:10.385
18	1	3:40.567	34.531	1:23.627	1:42.409		3.951	18.526	7.345	322.0	13:00	4:00:50.952

14	Porsche Team											Porsche 919 Hybrid
	1. Romain DUMAS		3. Marc LIEB									LMP1
	2. Neel JANI											

1	2	4:27.482	1:06.718	1:31.720	1:49.044	3.570		23.295	7.855	220.3	09:04	4:27.482
2	2	3:53.575	36.309	1:27.528	1:49.738	3.589	3.714	21.593	7.793	303.9	09:08	8:21.057
3	2	3:50.917	39.925	1:26.551	1:44.441	3.734	4.053	19.501	7.630	281.0	09:12	12:11.974
4	2	3:38.015	34.800	1:21.038	1:42.177	3.653	4.002	18.566	7.905	324.9	09:15	15:49.989
5	2	3:47.074B	34.412	1:22.367	1:50.295		3.831	19.553		298.8	09:19	19:37.063
6	2	19:51.583	...	1:21.842	1:40.016	3.500		18.080	7.455	322.0	09:39	39:28.646
7	2	3:34.904	35.107	1:22.374	1:37.423	3.387	3.681	17.756	6.986	290.0	09:43	43:03.550
8	2	3:31.688	33.908	1:20.215	1:37.565	3.372	3.726	18.270	6.978	286.2	09:46	46:35.238
9	2	3:32.853	34.255	1:20.834	1:37.764	3.443	3.712	17.791	6.988	284.7	09:50	50:08.091
10	2	3:46.389B	36.462	1:22.617	1:47.310		3.776	18.651		286.9	09:53	53:54.480
11	2	14:09.769	...	1:24.503	1:42.550	3.695		19.323	7.274	292.4	10:08	1:08:04.249
12	2	3:37.868	34.003	1:21.868	1:41.997	3.402	3.881	19.153	6.976	285.4	10:11	1:11:42.117
13	2	3:52.709	35.912	1:20.678	1:56.119	3.403	3.732	23.710	8.312	309.1	10:15	1:15:34.826
14	2	3:34.091	33.414	1:21.103	1:39.574	3.371	3.743	19.625	7.118	290.8	10:19	1:19:08.917
15	2	3:31.885	34.784	1:19.634	1:37.467	3.393	3.705	18.285	6.856	292.4	10:22	1:22:40.802
16	2	3:32.543	33.379	1:19.239	1:39.925	3.385	3.789	19.767	6.876	286.9	10:26	1:26:13.345
17	2	3:37.005B	33.070	1:19.313	1:44.622		3.732	17.700		288.5	10:29	1:29:50.350
18	3	17:03.703	...	2:45.213	1:48.724	3.748		20.555	8.156	218.5	10:46	1:46:54.053
19	3	4:18.359	1:15.270	1:21.828	1:41.261	3.648	7.030	18.742	7.336	322.0	10:51	1:51:12.412
20	3	4:11.833	1:10.594	1:22.173	1:39.066	3.515	4.912	18.238	7.129	325.8	10:55	1:55:24.245
21	3	4:15.556	1:16.359	1:21.186	1:38.011	3.446	8.795	18.409	6.781	325.8	10:59	1:59:39.801
22	3	3:33.584	35.196	1:20.228	1:38.160	3.528	3.746	18.697	6.736	284.7	11:03	2:03:13.385
23	3	3:30.924	34.037	1:19.209	1:37.678	3.414	3.904	18.732	6.756	290.0	11:06	2:06:44.309
24	3	3:40.494B	33.673	1:19.037	1:47.784		3.721	17.915		297.2	11:10	2:10:24.803
25	3	4:38.790	1:38.682	1:21.875	1:38.233	3.566		18.131	7.121	298.0	11:15	2:15:03.593
26	3	3:30.925	33.658	1:20.599	1:36.668	3.466	3.726	17.830	6.669	292.4	11:18	2:18:34.518
27	3	3:29.633	34.357	1:19.529	1:35.747	3.438	3.819	17.473	6.513	292.4	11:22	2:22:04.151
28	3	3:29.406	33.161	1:19.252	1:36.993	3.457	3.715	17.422	6.565	291.6	11:25	2:25:33.557
29	3	3:44.601B	33.564	1:20.061	1:50.976		3.707	20.423		294.0	11:29	2:29:18.158
30	3	4:34.035	1:38.317	1:18.573	1:37.145	3.845		17.567	6.634	316.3	11:33	2:33:52.193
31	3	3:30.608	34.528	1:19.141	1:36.939	3.458	4.039	17.684	6.770	295.6	11:37	2:37:22.801
32	3	3:33.617	33.626	1:19.489	1:40.502	3.641	3.819	19.826	7.491	291.6	11:40	2:40:56.418
33	3	3:29.047	33.498	1:19.520	1:36.029	3.462	3.788	17.306	6.686	286.2	11:44	2:44:25.465
34	3	3:43.617B	36.028	1:19.395	1:48.194		3.798	19.855		298.0	11:48	2:48:09.082
35	3	4:35.131	1:35.744	1:21.421	1:37.966	3.723		17.602	6.751	318.2	11:52	2:52:44.213
36	3	3:31.021	33.939	1:19.549	1:37.533	3.420	4.017	17.324	7.344	292.4	11:56	2:56:15.234



24h LE MANS



TEST DAY 24 HEURES DU MANS 2014 Test Practice 1

Sector Analysis

■ Personal Best ■ Session Best B Crossing the finish line in pit lane

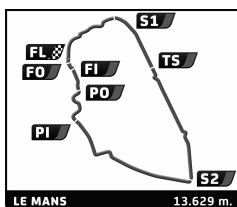
Lap	D	Time	Sector 1	Sector 2	Sector 3	T6	T7	Porsche	Ford	T. Spd	Hour	Elapsed
37	3	3:27.770	33.328	1:19.136	1:35.306	3.492	3.725	17.218	6.383	293.2	11:59	2:59:43.004
38	3	3:31.060	33.427	1:19.105	1:38.528	3.453	3.724	17.418	7.447	294.0	12:03	3:03:14.064
39	3	3:40.770B	33.452	1:19.113	1:48.205		3.724	18.299		294.0	12:06	3:06:54.834
40	3	4:34.441	1:35.173	1:21.507	1:37.761	3.429		17.355	7.393	317.2	12:11	3:11:29.275
41	3	3:31.534	33.595	1:19.432	1:38.507	3.508	3.670	19.272	6.741	291.6	12:15	3:15:00.809
42	3	3:28.225	34.132	1:18.711	1:35.382	3.407	3.734	17.173	6.423	290.0	12:18	3:18:29.034
43	3	3:35.957	33.097	1:18.405	1:44.455	5.869	3.733	17.798	9.795	297.2	12:22	3:22:04.991
44	3	4:29.564B	1:21.195	1:19.622	1:48.747		13.792	18.651		325.8	12:26	3:26:34.555
45	1	15:59.936	9:32.824	3:03.600	3:23.512	5.701		35.616	9.530	109.6	12:42	3:42:34.491
46	1	7:31.860	1:04.681	3:02.488	3:24.691	7.207	7.611	41.001	9.146	104.2	12:50	3:50:06.351
47	1	4:53.832	1:09.992	2:00.372	1:43.468	3.528	10.861	20.140	7.191	168.8	12:55	3:55:00.183
48	1	3:36.214	34.898	1:21.261	1:40.055	3.475	3.743	18.953	6.864	309.1	12:58	3:58:36.397
49	1	3:31.493	34.178	1:19.711	1:37.604		3.737	17.833	6.780	313.6	13:02	4:02:07.890

20	Porsche Team											Porsche 919 Hybrid
	1.Timo BERNHARD	3.Brendon HARTLEY										LMP1
	2.Mark WEBBER											

1	2	4:33.444	1:06.114	1:33.476	1:53.854	3.753		24.760	8.720	257.6	09:04	4:33.444
2	2	4:04.347	38.428	1:31.117	1:54.802	4.138	3.763	24.393	8.774	313.6	09:08	8:37.791
3	2	3:45.021	38.229	1:22.888	1:43.904	3.627	4.136	21.336	7.505	310.9	09:12	12:22.812
4	2	3:41.573	34.868	1:22.905	1:43.800	3.743	3.903	19.806	7.442	286.9	09:16	16:04.385
5	2	3:47.439B	34.936	1:21.699	1:50.804		3.859	19.829		298.0	09:19	19:51.824
6	2	22:39.079	...	1:21.901	1:39.855	3.513		18.802	7.294	321.0	09:42	42:30.903
7	2	3:32.519	33.818	1:20.351	1:38.350	3.527	3.693	17.875	6.988	287.7	09:46	46:03.422
8	2	3:30.979	33.380	1:19.765	1:37.834	3.529	3.697	17.665	7.407	289.3	09:49	49:34.401
9	2	3:29.657	33.212	1:19.510	1:36.935	3.617	3.707	17.443	6.889	290.0	09:53	53:04.058
10	2	3:38.806B	33.470	1:19.381	1:45.955		3.722	18.489		294.0	09:56	56:42.864
11	1	5:13.651	2:05.701	1:27.549	1:40.401	3.505		18.850	7.282	294.0	10:01	1:01:56.515
12	1	3:31.489	33.855	1:20.116	1:37.518	3.448	3.689	17.811	6.935	294.0	10:05	1:05:28.004
13	1	3:30.791	34.262	1:19.796	1:36.733	3.487	3.693	17.451	6.977	296.4	10:08	1:08:58.795
14	1	3:29.500	33.146	1:19.460	1:36.894	3.479	3.706	17.858	6.705	299.7	10:12	1:12:28.295
15	1	3:38.362B	33.498	1:18.737	1:46.127		3.677	18.337		307.3	10:16	1:16:06.657
16	1	19:57.184	...	1:19.631	1:47.527	4.323		21.754	8.006	322.9	10:36	1:36:03.841
17	1	7:14.878	36.894	3:00.938	3:37.046	4.459	4.211	47.092	11.272	102.5	10:43	1:43:18.719
18	1	4:14.975	1:13.103	1:21.719	1:40.153	3.609	6.327	20.482	7.367	321.0	10:47	1:47:33.694
19	1	4:16.719B	1:10.611	1:20.256	1:45.852		5.305	18.736		330.8	10:51	1:51:50.413
20	1	10:51.797	7:54.186	1:21.531	1:36.080	3.450		17.114	6.948	303.9	11:02	2:02:42.210
21	1	3:34.644	33.202	1:19.368	1:42.074	3.408	3.675	18.550	7.982	296.4	11:06	2:06:16.854
22	1	3:27.971	33.153	1:19.326	1:35.492	3.404	3.790	17.630	6.449	303.9	11:09	2:09:44.825
23	1	3:27.032	33.541	1:19.069	1:34.422	3.410	3.672	16.610	6.433	305.6	11:13	2:13:11.857
24	1	3:39.945B	33.827	1:20.677	1:45.441		3.679	18.630		314.5	11:16	2:16:51.802
25	3	5:43.077	2:22.726	1:26.958	1:53.393	3.596		23.259	7.498	318.2	11:22	2:22:34.879
26	3	3:33.859	34.898	1:20.852	1:38.109	3.459	3.703	18.142	6.878	303.0	11:26	2:26:08.738
27	3	3:34.246	33.418	1:19.648	1:41.180	3.481	3.696	19.792	7.003	299.7	11:29	2:29:42.984
28	3	3:35.721	34.582	1:19.849	1:41.290	3.410	3.683	20.311	6.933	301.3	11:33	2:33:18.705
29	3	3:55.341B	34.431	1:21.149	1:59.761		3.719	23.233		330.8	11:37	2:37:14.046
30	3	11:29.158	8:21.710	1:24.500	1:42.948	3.595		21.571	6.921	322.9	11:48	2:48:43.204
31	3	3:29.140	34.528	1:18.694	1:35.918	3.411	3.948	17.653	6.678	322.9	11:52	2:52:12.344
32	3	3:26.488	33.286	1:18.515	1:34.687	3.406	3.680	16.895	6.482	328.8	11:55	2:55:38.832
33	3	3:28.595	33.111	1:18.488	1:36.996	3.407	3.669	18.629	6.649	328.8	11:59	2:59:07.427
34	3	3:41.043B	33.064	1:18.486	1:49.493		3.650	18.692		312.7	12:02	3:02:48.470
35	3	26:28.656	...	1:19.928	1:36.861	3.446		17.565	6.849	329.8	12:29	3:29:17.126
36	3	5:49.208	33.376	2:01.578	3:14.254	5.452	3.666	35.486	8.600	169.3	12:35	3:35:06.334
37	3	7:25.855	58.827	3:02.682	3:24.346	6.714	8.758	36.758	9.155	96.6	12:42	3:42:32.189
38	3	7:33.134	1:06.081	3:02.220	3:24.833	6.746	8.396	41.104	9.610	108.1	12:50	3:50:05.323
39	3	4:46.649	1:10.288	1:59.649	1:36.712	3.415	10.831	17.948	6.691	166.4	12:54	3:54:51.972
40	3	3:27.805	34.442	1:18.280	1:35.083	3.569	3.646	17.020	6.474	320.1	12:58	3:58:19.777
41	3	3:26.179	33.131	1:17.667	1:35.381		3.722	17.685	6.550	332.9	13:01	4:01:45.956



24h LE MANS



TEST DAY 24 HEURES DU MANS 2014

Test Practice 1

Sector Analysis

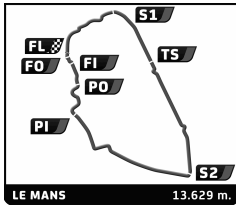
■ Personal Best ■ Session Best B Crossing the finish line in pit lane

Lap	D	Time	Sector 1	Sector 2	Sector 3	T6	T7	Porsche	Ford	T. Spd	Hour	Elapsed	
24	Sebastien Loeb Racing												
	1.Vincent CAPILLAIRE		3.Jan CHAROUZ										Oreca 03 - Nissan
	2.René RAST		4.Laurens VANTHOOR										LMP2
1	3	5:21.239 B	1:21.778	1:41.888	2:17.573			25.056		219.4	09:05	5:21.239	
2	1	7:29.285	4:04.260	1:32.181	1:52.844	3.871		21.564	8.118	291.6	09:12	12:50.524	
3	1	3:58.744	38.947	1:30.254	1:49.543	3.842	4.154	20.574	7.549	299.7	09:16	16:49.268	
4	1	3:54.856	36.913	1:29.867	1:48.076	3.844	4.132	19.913	7.555	273.9	09:20	20:44.124	
5	1	3:54.518	37.619	1:29.568	1:47.331	3.763	4.131	19.677	7.288	298.8	09:24	24:38.642	
6	1	3:59.440 B	36.497	1:28.655	1:54.288		4.115	19.395		298.8	09:28	28:38.082	
7	2	12:28.559	9:03.874	1:32.962	1:51.723	3.814		21.522	7.889	230.7	09:41	41:06.641	
8	2	3:55.996	37.266	1:29.847	1:48.883	3.797	4.106	20.933	7.498	298.8	09:45	45:02.637	
9	2	3:52.805	36.648	1:29.256	1:46.901	3.801	4.084	19.705	7.424	298.8	09:48	48:55.442	
10	2	3:51.510	36.207	1:28.779	1:46.524	3.792	4.088	19.550	7.263	300.5	09:52	52:46.952	
11	2	4:00.604 B	36.079	1:28.676	1:55.849		4.088	21.012		299.7	09:56	56:47.556	
12	2	9:41.644	6:27.026	1:29.217	1:45.401	3.735		19.083	7.133	296.4	10:06	1:06:29.200	
13	2	3:47.855	35.778	1:27.378	1:44.699	3.939	4.106	18.459	7.981	298.0	10:10	1:10:17.055	
14	2	3:46.263	34.971	1:27.678	1:43.614	3.702	4.150	18.372	7.010	299.7	10:14	1:14:03.318	
15	2	3:45.146	34.981	1:27.078	1:43.087	3.674	4.088	18.221	6.984	298.8	10:17	1:17:48.464	
16	2	3:54.719 B	34.973	1:27.629	1:52.117		4.077	18.703		302.2	10:21	1:21:43.183	
17	1	10:19.097	6:52.415	1:32.870	1:53.812	3.965		22.572	8.018	294.0	10:32	1:32:02.280	
18	1	3:57.142	36.978	1:28.724	1:51.440	3.875	4.170	22.575	7.970	297.2	10:35	1:35:59.422	
19	1	7:13.574	38.486	3:02.113	3:32.975	4.447	4.140	46.344	8.588	101.7	10:43	1:43:12.996	
20	1	4:41.795	1:18.910	1:32.078	1:50.807	3.863	5.778	21.188	8.220	278.1	10:47	1:47:54.791	
21	1	4:33.196	1:12.246	1:32.655	1:48.295	3.802	4.990	20.358	7.768	298.0	10:52	1:52:27.987	
22	1	4:28.853	1:12.542	1:28.192	1:48.119	3.859	5.076	19.837	8.066	299.7	10:56	1:56:56.840	
23	1	4:28.644	1:12.024	1:27.815	1:48.805	3.760	5.061	21.071	7.349	295.6	11:01	2:01:25.484	
24	1	3:49.132	35.675	1:27.138	1:46.319	3.778	4.108	19.729	7.522	300.5	11:05	2:05:14.616	
25	1	3:50.972	35.893	1:28.709	1:46.370	3.761	4.112	19.829	7.578	302.2	11:09	2:09:05.588	
26	1	3:50.974	35.387	1:26.749	1:48.838	3.708	4.100	21.603	7.649	300.5	11:12	2:12:56.562	
27	1	3:49.454	36.342	1:27.116	1:45.996	3.723	4.078	19.886	7.191	301.3	11:16	2:16:46.016	
28	1	3:58.815 B	35.486	1:26.989	1:56.340		4.092	19.787		298.8	11:20	2:20:44.831	
29	3	9:47.795	6:27.281	1:30.778	1:49.736	3.892		19.270	7.894	254.5	11:30	2:30:32.626	
30	3	3:49.407	36.160	1:28.579	1:44.668	3.692	4.173	18.528	7.104	300.5	11:34	2:34:22.033	
31	3	3:48.332	35.509	1:27.515	1:45.308	3.719	4.131	19.949	7.081	300.5	11:38	2:38:10.365	
32	3	3:51.449	35.431	1:27.329	1:48.689	3.807	4.131	21.457	7.224	299.7	11:42	2:42:01.814	
33	3	3:56.398 B	36.667	1:27.948	1:51.783		4.138	18.357		299.7	11:45	2:45:58.212	
34	3	7:49.442	4:38.157	1:27.051	1:44.234	3.691		18.551	7.020	302.2	11:53	2:53:47.654	
35	3	3:42.363	34.960	1:25.777	1:41.626	3.619	4.101	17.893	6.694	300.5	11:57	2:57:30.017	
36	3	3:43.864	34.938	1:25.683	1:43.243	3.648	4.088	18.297	6.936	301.3	12:01	3:01:13.881	
37	3	3:43.236	34.568	1:25.488	1:43.180	3.655	4.082	18.823	6.880	302.2	12:04	3:04:57.117	
38	3	3:55.077 B	35.026	1:25.679	1:54.372		4.070	18.720		300.5	12:08	3:08:52.194	

26	G-Drive Racing												
	1.Roman RUSINOV		3.Julien CANAL										Morgan - Nissan
	2.Olivier PLA												LMP2
1	1	1:00:20.318	...	1:36.426	1:54.671	3.895		23.030	8.035	200.0	10:00	1:00:20.318	
2	1	3:57.335	37.237	1:28.822	1:51.276	3.877	4.187	22.615	7.428	296.4	10:04	1:04:17.653	
3	1	3:55.449	37.144	1:29.053	1:49.252	3.801	4.156	21.392	7.275	297.2	10:08	1:08:13.102	
4	1	3:51.341	36.937	1:28.759	1:45.645	3.807	4.138	19.068	7.215	296.4	10:12	1:12:04.443	
5	1	3:49.136	35.654	1:27.114	1:46.368	3.747	4.133	18.767	7.758	300.5	10:15	1:15:53.579	
6	1	3:54.875 B	35.467	1:26.868	1:52.540		4.121	18.593		297.2	10:19	1:19:48.454	
7	1	20:21.773 B	...	2:21.669	3:22.663			35.767		213.8	10:40	1:40:10.227	
8	1	23:41.508	...	1:28.160	1:43.133	3.716		17.747	7.312	290.8	11:03	2:03:51.735	
9	1	3:42.818	35.528	1:26.034	1:41.256	3.752	4.122	17.228	6.853	298.0	11:07	2:07:34.553	
10	1	3:42.214	34.696	1:25.451	1:42.067	3.771	4.149	18.354	6.776	300.5	11:11	2:11:16.767	
11	1	3:50.667 B	34.863	1:25.573	1:50.231		4.141	18.694		301.3	11:15	2:15:07.434	
12	1	16:00.232	...	1:27.919	1:44.155	3.761		19.046	6.982	294.8	11:31	2:31:07.666	
13	1	3:42.012	35.186	1:25.649	1:41.177	3.769	4.150	17.288	6.805	299.7	11:34	2:34:49.678	



24h LE MANS



TEST DAY 24 HEURES DU MANS 2014 Test Practice 1

Sector Analysis

■ Personal Best ■ Session Best B Crossing the finish line in pit lane

Lap	D	Time	Sector 1	Sector 2	Sector 3	T6	T7	Porsche	Ford	T. Spd	Hour	Elapsed
14	1	3:48.394 B	34.768	1:25.695	1:47.931		4.157	17.246		301.3	11:38	2:38:38.072
15	3	7:42.818	4:23.825	1:30.296	1:48.697	4.324		19.879	7.476	283.2	11:46	2:46:20.890
16	3	3:48.856	36.453	1:27.634	1:44.769	3.875	4.299	18.819	6.745	297.2	11:50	2:50:09.746
17	3	3:50.826	37.448	1:28.935	1:44.443	3.736	4.170	18.433	7.287	282.5	11:54	2:54:00.572
18	3	3:48.011	36.838	1:26.646	1:44.527	3.742	4.121	18.440	7.065	298.8	11:57	2:57:48.583
19	3	3:44.209	35.001	1:26.420	1:42.788	3.739	4.128	18.236	6.876	298.8	12:01	3:01:32.792
20	3	3:45.684	34.932	1:26.433	1:44.319	3.916	4.124	18.374	6.888	298.8	12:05	3:05:18.476
21	3	3:46.288	35.429	1:26.086	1:44.773	3.798	4.157	18.375	7.360	298.8	12:09	3:09:04.764
22	3	4:00.463 B	35.237	1:26.151	1:59.075		4.133	20.518		301.3	12:13	3:13:05.227
23	3	6:57.706	3:46.851			3.810		18.323	7.010	297.2	12:20	3:20:02.933
24	3	5:02.832	1:34.738	1:42.844	1:45.250	3.808	4.532	19.211	6.870	281.7	12:25	3:25:05.765
25	3	3:44.167	35.039	1:26.775	1:42.353	3.766	4.176	17.826	6.709	296.4	12:28	3:28:49.932
26	3	6:10.178	34.951	2:16.833	3:18.394	5.492	4.152	35.876	11.757	297.2	12:35	3:35:00.110
27	3	7:26.811	1:00.750	3:01.452	3:24.609	5.584	6.913	38.153	10.703	113.6	12:42	3:42:26.921
28	3	7:36.111 B	1:06.755	3:01.836	3:27.520		8.610	42.034		108.0	12:50	3:50:03.032

27

SMP Racing
1.Sergey ZLOBIN
2.Anton LADYGIN

3.Mika SALO

Oreca 03 - Nissan
LMP2

1	2	10:32.756 B	5:16.883	2:23.462	2:52.411			31.486		172.5	09:10	10:32.756
2	2	9:45.860	5:03.382	2:11.454	2:31.024	4.952		29.535	10.453	174.8	09:20	20:18.616
3	2	5:24.684	48.694	2:02.212	2:33.778	5.378	5.305	29.033	9.900	201.8	09:25	25:43.300
4	2	5:40.034 B	51.192	2:04.884	2:43.958		6.171	29.024		183.0	09:31	31:23.334
5	2	1:23:52.410	...	1:35.049	2:06.988	9.851		23.263	12.284	294.8	10:55	1:55:15.744
6	2	4:48.536	1:25.108	1:31.503	1:51.925	3.935	15.152	21.089	8.260	296.4	11:00	2:00:04.280
7	2	3:56.304	38.032	1:29.390	1:48.882	3.881	4.163	20.757	7.790	298.8	11:04	2:04:00.584
8	2	3:55.513	36.428	1:28.544	1:50.541	3.889	4.143	21.245	7.631	301.3	11:07	2:07:56.097
9	2	3:50.757	36.529	1:27.854	1:46.374	3.814	4.153	19.774	7.352	300.5	11:11	2:11:46.854
10	2	4:00.757 B	37.059	1:28.746	1:54.952		4.109	19.907		298.8	11:15	2:15:47.611
11	1	8:36.040	5:15.987	1:30.592	1:49.461	3.785		20.251	7.953	301.3	11:24	2:24:23.651
12	1	7:50.691 B	36.808	1:28.346	5:45.537		4.160	22.034		301.3	11:32	2:32:14.342
13	1	20:54.981	...	1:28.960	1:50.675	3.833		21.265	7.941	298.8	11:53	2:53:09.323
14	1	3:50.668	36.994	1:28.259	1:45.415	3.719	4.186	18.983	7.637	300.5	11:56	2:56:59.991
15	1	3:47.766	35.803	1:26.775	1:45.188	3.773	4.128	18.595	7.213	302.2	12:00	3:00:47.757
16	1	3:48.250	36.194	1:27.960	1:44.096	3.781	4.129	19.038	7.029	303.0	12:04	3:04:36.007
17	1	3:48.271	35.739	1:26.998	1:45.534	3.751	4.104	19.016	7.478	303.0	12:08	3:08:24.278
18	1	4:01.186 B	35.815	1:27.531	1:57.840		4.121	21.173		302.2	12:12	3:12:25.464
19	3	9:35.682	5:58.360	1:33.871	2:03.451	6.831		24.466	9.970	263.2	12:22	3:22:01.146
20	3	4:38.990	1:18.600	1:30.211	1:50.179	3.864	13.355	21.388	7.705	299.7	12:26	3:26:40.136
21	3	4:08.082 B	37.422	1:28.977	2:01.683		4.167	20.918		301.3	12:30	3:30:48.218
22	3	21:55.408	...	3:13.253	3:09.729	3.981		32.182	9.234	100.9	12:52	3:52:43.626
23	3	4:03.396	41.409	1:30.770	1:51.217	3.835	4.187	21.447	7.904	298.8	12:56	3:56:47.022
24	3	3:53.604	36.783	1:29.332	1:47.489		4.143	20.293	7.335	300.5	13:00	4:00:40.626

29

Pegasus Racing
1.Julien SCHELL
2.Nicolas LEUTWILLER

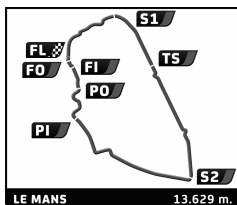
3.Léo ROUSSEL

Morgan - Nissan
LMP2

1	1	15:32.739	...	1:43.036	2:03.131	3.977		24.450	8.602	197.4	09:15	15:32.739
2	1	4:11.551	40.480	1:34.258	1:56.813	3.868	4.286	22.354	8.254	271.1	09:19	19:44.290
3	1	4:03.964	37.936	1:31.523	1:54.505	3.811	4.248	22.501	7.600	284.7	09:23	23:48.254
4	1	4:10.924 B	36.892	1:31.174	2:02.858		4.205	22.189		274.6	09:27	27:59.178
5	1	15:26.934	...	1:32.567	1:53.260	3.745		21.268	7.780	283.2	09:43	43:26.112
6	1	3:56.010	36.219	1:29.747	1:50.044	3.756	4.185	20.874	7.595	286.9	09:47	47:22.122
7	1	4:05.702 B	36.251	1:30.314	1:59.137		4.185	20.639		289.3	09:51	51:27.824
8	2	12:13.456	8:36.867	1:39.862	1:56.727	3.919		22.454	8.845	205.7	10:03	1:03:41.280
9	2	4:02.596	38.111	1:32.461	1:52.024	3.911	4.234	21.255	8.075	278.8	10:07	1:07:43.876
10	2	4:00.172	37.812	1:31.687	1:50.673	3.755	4.229	20.707	7.774	287.7	10:11	1:11:44.048
11	2	3:59.360	38.054	1:31.167	1:50.139	3.799	4.163	20.343	7.584	292.4	10:15	1:15:43.408
12	2	4:04.350 B	37.645	1:30.332	1:56.373		4.202	20.238		287.7	10:19	1:19:47.758



24h LE MANS



TEST DAY 24 HEURES DU MANS 2014 Test Practice 1

Sector Analysis

■ Personal Best ■ Session Best B Crossing the finish line in pit lane

Lap	D	Time	Sector 1	Sector 2	Sector 3	T6	T7	Porsche	Ford	T. Spd	Hour	Elapsed
13	3	6:33.565	3:14.014	1:30.420	1:49.131	3.717		21.296	6.929	285.4	10:26	1:26:21.323
14	3	3:50.035	35.532	1:28.245	1:46.258	3.827	4.184	19.872	6.611	286.2	10:30	1:30:11.358
15	3	3:48.394	35.150	1:27.867	1:45.377	3.671	4.197	19.464	6.632	289.3	10:33	1:33:59.752
16	3	6:09.765	35.193	2:14.386	3:20.186	6.300	4.142	34.981	10.982	278.8	10:40	1:40:09.517
17	3	6:32.724 B	1:56.350	2:33.628	2:02.746		9.702	19.231		246.4	10:46	1:46:42.241
18	2	8:30.280	4:52.798	1:33.710	2:03.772	9.629		20.697	13.671	284.7	10:55	1:55:12.521
19	2	4:41.151	1:24.476	1:29.586	1:47.089	3.756	15.055	19.140	7.509	286.2	10:59	1:59:53.672
20	2	3:53.196	36.399	1:28.819	1:47.978	3.714	4.218	20.051	7.629	287.7	11:03	2:03:46.868
21	2	3:52.201	36.017	1:29.153	1:47.031	3.803	4.198	18.855	7.393	287.7	11:07	2:07:39.069
22	2	3:51.117	36.091	1:28.236	1:46.790	3.760	4.230	18.796	7.706	289.3	11:11	2:11:30.186
23	2	4:01.097 B	36.505	1:29.667	1:54.925		4.198	18.924		287.7	11:15	2:15:31.283
24	2	5:54.982	2:41.533	1:27.954	1:45.495	3.690		19.070	6.857	290.8	11:21	2:21:26.265
25	2	3:47.523	34.972	1:28.442	1:44.109	3.855	4.182	18.689	6.717	287.7	11:25	2:25:13.788
26	2	3:50.936	35.570	1:28.146	1:47.220	3.682	4.190	19.709	6.955	291.6	11:29	2:29:04.724
27	2	3:57.127 B	35.093	1:28.539	1:53.495		4.146	18.563		290.0	11:33	2:33:01.851
28	3	5:40.228	2:25.009	1:27.943	1:47.276	3.746		19.841	7.197	290.0	11:38	2:38:42.079
29	3	3:47.565	35.221	1:28.152	1:44.192	3.730	4.208	18.321	6.797	287.7	11:42	2:42:29.644
30	3	3:51.223	35.469	1:27.958	1:47.796	3.729	4.181	18.830	7.718	294.0	11:46	2:46:20.867
31	3	3:47.412	35.113	1:27.711	1:44.588	3.679	4.207	18.247	6.745	290.8	11:50	2:50:08.279
32	3	3:51.849	38.375	1:28.935	1:44.539	3.725	4.201	18.213	7.827	288.5	11:54	2:54:00.128
33	3	3:56.281 B	37.863	1:27.469	1:50.949		4.194	18.193		290.8	11:57	2:57:56.409

33 OAK Racing - Team Asia
 1. David CHENG 3. Adderly FONG
 2. Ho-Pin TUNG
 Ligier JS P2 - HPD LMP2

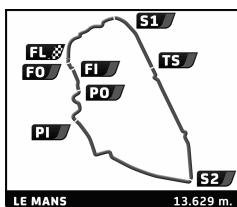
1	2	13:50.574 B	...	1:35.745	2:11.056			23.697		284.7	09:13	13:50.574
2	2	22:43.673	...	1:33.881	1:55.470	4.137		22.379	8.058	283.9	09:36	36:34.247
3	2	3:57.473	37.539	1:31.093	1:48.841	3.850	4.295	20.306	7.210	286.9	09:40	40:31.720
4	2	3:52.232	36.150	1:29.183	1:46.899	3.834	4.205	19.745	7.038	288.5	09:44	44:23.952
5	2	4:06.667 B	36.750	1:29.903	2:00.014		4.195	21.741		288.5	09:48	48:30.619
6	1	14:24.905	...	1:37.229	1:57.407	4.055		22.699	8.689	287.7	10:02	1:02:55.524
7	1	4:06.756	39.563	1:33.084	1:54.109	4.027	4.265	22.054	7.662	288.5	10:07	1:07:02.280
8	1	4:05.176	38.993	1:32.545	1:53.638	4.077	4.232	22.005	7.549	289.3	10:11	1:11:07.456
9	1	4:09.299	38.915	1:36.599	1:53.785	4.015	4.240	21.872	8.117	290.8	10:15	1:15:16.755
10	1	4:10.442	38.923	1:33.155	1:58.364	4.117	4.223	21.375	8.010	290.0	10:19	1:19:27.197
11	1	4:06.633	39.201	1:33.865	1:53.567	4.069	4.241	21.172	8.438	290.8	10:23	1:23:33.830
12	1	4:02.071	39.993	1:31.793	1:50.285	3.884	4.229	20.501	7.654	293.2	10:27	1:27:35.901
13	1	4:01.331	38.102	1:31.857	1:51.372	3.918	4.180	20.803	7.580	290.8	10:31	1:31:37.232
14	1	4:05.988	37.502	1:31.360	1:57.126	4.117	4.204	22.775	9.025	290.8	10:35	1:35:43.220
15	1	7:37.878 B	51.336	3:04.548	3:41.994		4.234	46.738		107.1	10:43	1:43:21.098

34 Race Performance
 1. Michel FREY 3. Jon LANCASTER
 2. Franck MAILLEUX
 Oreca 03 - Judd LMP2

1	1	17:08.511 B	...	1:34.678	2:01.578			22.177		286.9	09:17	17:08.511
2	1	12:33.823	9:14.355	1:29.980	1:49.488	3.880		19.941	8.672	298.8	09:29	29:42.334
3	1	3:52.609	36.744	1:28.881	1:46.984	3.859	4.169	19.738	7.575	298.0	09:33	33:34.943
4	1	3:52.141	37.419	1:28.405	1:46.317	3.808	4.150	19.287	7.464	298.0	09:37	37:27.084
5	1	3:48.554	35.918	1:27.563	1:45.073	3.853	4.135	18.971	7.326	300.5	09:41	41:15.638
6	1	3:57.487 B	36.257	1:27.630	1:53.600		4.125	19.196		281.0	09:45	45:13.125
7	1	25:08.869 B	...	1:33.328	2:06.447			24.596		230.2	10:10	1:10:21.994
8	1	7:48.132	4:36.346	1:28.069	1:43.717	3.735		18.490	6.948	284.7	10:18	1:18:10.126
9	1	3:45.253	35.438	1:26.358	1:43.457	3.785	4.129	18.253	7.055	299.7	10:21	1:21:55.379
10	1	3:45.070	35.179	1:26.080	1:43.811	4.071	4.126	18.161	7.194	300.5	10:25	1:25:40.449
11	1	4:05.412 B	36.223	1:27.017	2:02.172		4.191	20.166		298.0	10:29	1:29:45.861
12	3	17:18.947	...	2:46.406	1:55.117	4.451		21.360	8.512	196.7	10:47	1:47:04.808
13	3	4:35.670	1:17.219	1:29.304	1:49.147	4.297	7.469	19.956	7.892	303.9	10:51	1:51:40.478
14	3	4:33.296	1:17.023	1:28.529	1:47.744	4.500	9.450	19.476	7.869	299.7	10:56	1:56:13.774
15	3	4:34.634	1:16.257	1:27.551	1:50.826	3.817	9.508	21.211	7.199	301.3	11:00	2:00:48.408



24h LE MANS



TEST DAY 24 HEURES DU MANS 2014 Test Practice 1

Sector Analysis

■ Personal Best ■ Session Best B Crossing the finish line in pit lane

Lap	D	Time	Sector 1	Sector 2	Sector 3	T6	T7	Porsche	Ford	T. Spd	Hour	Elapsed
16	3	3:50.423	36.807	1:28.882	1:44.734	3.757	4.133	18.841	7.178	299.7	11:04	2:04:38.831
17	3	3:48.252	35.721	1:27.097	1:45.434	3.761	4.136	18.759	7.111	298.8	11:08	2:08:27.083
18	3	3:46.349	35.036	1:27.236	1:44.077	3.714	4.130	18.563	7.175	302.2	11:12	2:12:13.432
19	3	3:50.282	35.414	1:26.788	1:48.080	3.811	4.100	21.863	6.915	301.3	11:16	2:16:03.714
20	3	3:44.714	35.006	1:26.460	1:43.248	3.740	4.124	18.369	6.967	300.5	11:19	2:19:48.428
21	3	3:51.714	38.165	1:28.099	1:45.450	3.707	4.089	20.045	7.090	299.7	11:23	2:23:40.142
22	3	3:57.331 B	37.404	1:27.330	1:52.597		4.085	18.932		301.3	11:27	2:27:37.473
23	2	13:09.910	9:48.380	1:32.050	1:49.480	3.795		21.351	7.512	236.2	11:40	2:40:47.383
24	2	3:51.231	37.699	1:27.493	1:46.039	3.745	4.160	19.758	7.276	299.7	11:44	2:44:38.614
25	2	3:46.104	35.594	1:27.097	1:43.413	3.774	4.142	18.395	6.880	300.5	11:48	2:48:24.718
26	2	3:43.448	35.133	1:26.377	1:41.938	3.738	4.150	17.650	6.795	300.5	11:52	2:52:08.166
27	2	3:47.925	35.068	1:26.286	1:46.571	3.646	4.130	20.371	7.431	303.0	11:55	2:55:56.091
28	2	3:42.320	34.984	1:25.840	1:41.496	3.742	4.107	17.738	6.685	300.5	11:59	2:59:38.411
29	2	3:48.430	36.561	1:26.575	1:45.294	3.765	4.114	19.956	6.836	303.0	12:03	3:03:26.841
30	2	3:47.131	35.982	1:25.799	1:45.350	3.785	4.104	17.883	8.618	303.0	12:07	3:07:13.972
31	2	3:47.865	35.934	1:26.816	1:45.115	3.648	4.115	18.535	7.874	302.2	12:11	3:11:01.837
32	2	3:43.246	35.076	1:25.789	1:42.381	3.707	4.088	17.680	7.032	300.5	12:14	3:14:45.083
33	2	3:50.661 B	35.400	1:26.053	1:49.208		4.109	17.852		300.5	12:18	3:18:35.744
34	2	9:47.301	6:35.906	1:27.732	1:43.663	3.660		17.804	7.038	297.2	12:28	3:28:23.045
35	2	4:48.396 B	34.790	1:34.815	2:38.791		4.120	27.545		301.3	12:33	3:33:11.441
36	1	19:31.859	...	3:12.384	3:11.700	4.124		33.192	9.346	118.5	12:52	3:52:43.300
37	1	4:00.258	42.154	1:30.828	1:47.276	3.807	4.308	19.819	7.356	283.2	12:56	3:56:43.558
38	1	3:45.406	35.751	1:26.692	1:42.963		4.162	18.266	7.026	303.0	13:00	4:00:28.964

35

OAK Racing
1. Alex BRUNDLE
2. Jann MARDENBOROUGH

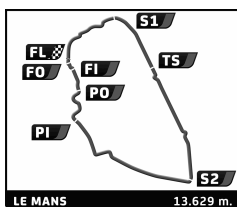
3. Mark SHULZHITSKIY

Ligier - Nissan
LMP2

1	2	10:01.083 B	6:23.962	1:34.540	2:02.581			20.483		284.7	09:10	10:01.083
2	1	15:13.897	...	1:29.944	1:48.432	3.806		18.861	7.379	287.7	09:25	25:14.980
3	1	3:46.819	35.451	1:27.808	1:43.560	3.695	4.201	17.559	6.849	290.8	09:29	29:01.799
4	1	3:58.449 B	34.894	1:27.534	1:56.021		4.168	21.290		293.2	09:33	33:00.248
5	3	14:02.958	...	1:35.171	1:54.714	3.877		21.988	8.242	253.9	09:47	47:03.206
6	3	3:59.288	37.546	1:31.255	1:50.487	3.898	4.198	20.174	7.839	288.5	09:51	51:02.494
7	3	3:57.289	37.023	1:31.312	1:48.954	3.876	4.186	19.912	7.198	290.8	09:54	54:59.783
8	3	3:54.922	36.282	1:29.498	1:49.142	3.884	4.186	20.909	7.301	290.0	09:58	58:54.705
9	3	3:53.840	35.798	1:29.639	1:48.403	3.978	4.184	19.207	7.041	290.8	10:02	1:02:48.545
10	3	3:56.057	35.649	1:28.899	1:51.509	3.729	4.198	21.454	8.417	293.2	10:06	1:06:44.602
11	3	3:51.503	36.196	1:30.077	1:45.230	3.808	4.128	18.914	7.093	288.5	10:10	1:10:36.105
12	3	3:51.188	35.286	1:28.518	1:47.384	3.762	4.147	18.395	7.128	290.8	10:14	1:14:27.293
13	3	3:51.150	37.380	1:29.146	1:44.624	3.735	4.122	18.493	7.012	291.6	10:18	1:18:18.443
14	3	3:57.624 B	35.988	1:27.744	1:53.892		4.110	18.576		291.6	10:22	1:22:16.067
15	2	17:56.549	...	1:53.941	3:16.131	5.822		36.782	10.425	160.5	10:40	1:40:12.616
16	2	6:39.682	1:55.566	2:49.903	1:54.213	4.299	9.699	20.548	8.607	215.9	10:46	1:46:52.298
17	2	4:38.218	1:19.904	1:30.168	1:48.146	4.648	7.391	18.607	8.543	291.6	10:51	1:51:30.516
18	2	4:31.323	1:16.238	1:28.513	1:46.572	3.920	8.236	18.111	8.224	298.0	10:56	1:56:01.839
19	2	4:29.311	1:17.291	1:28.586	1:43.434	3.729	8.470	17.722	7.338	293.2	11:00	2:00:31.150
20	2	3:47.328	35.551	1:28.380	1:43.397	3.713	4.150	17.474	6.965	298.0	11:04	2:04:18.478
21	2	3:45.120	35.297	1:26.295	1:43.528	3.696	4.134	17.308	7.091	298.0	11:08	2:08:03.598
22	2	3:43.842	35.537	1:26.401	1:41.904	3.717	4.125	17.332	6.862	298.0	11:11	2:11:47.440
23	2	3:51.131	37.117	1:28.505	1:45.509	3.758	4.107	19.758	6.955	298.8	11:15	2:15:38.571
24	2	3:50.154 B	34.966	1:26.152	1:49.036		4.125	17.286		297.2	11:19	2:19:28.725
25	2	18:26.774	...	1:28.574	1:42.546	3.721		17.493	6.807	294.8	11:37	2:37:55.499
26	2	3:45.585	35.811	1:28.111	1:41.663	3.726	4.157	17.293	6.783	295.6	11:41	2:41:41.084
27	2	3:46.087	34.972	1:25.857	1:45.258	3.733	4.141	20.110	6.853	300.5	11:45	2:45:27.171
28	2	3:46.092	34.809	1:26.740	1:44.543	3.684	4.150	20.529	6.550	301.3	11:49	2:49:13.263
29	2	3:47.056	35.996	1:26.391	1:44.669	3.678	4.134	19.971	6.682	298.0	11:53	2:53:00.319
30	2	3:41.924	34.568	1:25.604	1:41.752	3.696	4.135	18.159	6.581	299.7	11:56	2:56:42.243
31	2	3:50.385 B	34.567	1:25.396	1:50.422		4.130	17.466		298.8	12:00	3:00:32.628



24h LE MANS



TEST DAY 24 HEURES DU MANS 2014 Test Practice 1

Sector Analysis

■ Personal Best ■ Session Best B Crossing the finish line in pit lane

Lap	D	Time	Sector 1	Sector 2	Sector 3	T6	T7	Porsche	Ford	T. Spd	Hour	Elapsed
32	1	22:52.347	...	1:28.355	1:46.595	3.694		18.101	7.233	297.2	12:23	3:23:24.975
33	1	3:44.755	35.076	1:26.644	1:43.035	3.671	4.152	17.697	6.799	303.0	12:27	3:27:09.730
34	1	3:53.151	34.872	1:26.714	1:51.565	4.186	4.119	21.769	8.275	301.3	12:31	3:31:02.881
35	1	6:50.437B	40.193	2:54.340	3:15.904		4.353	35.704		87.5	12:37	3:37:53.318

36	Signatech Alpine	Alpine A450 - Nissan LMP2									
	1. Paul-Loup CHATIN	3. Nelson PANCIATICI									
	2. Oliver WEBB										

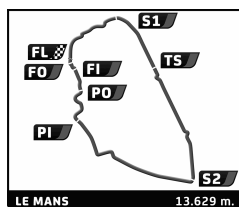
1	1	11:39.123	8:03.240	1:35.150	2:00.733	3.969		24.769	8.573	255.1	09:11	11:39.123
2	1	4:05.622B	37.568	1:31.578	1:56.476		4.196	19.932		297.2	09:15	15:44.745
3	1	19:30.059	...	1:30.481	1:46.282	3.721		18.831	7.654	293.2	09:35	35:14.804
4	1	3:47.476	35.618	1:27.434	1:44.424	3.743	4.122	18.814	6.990	297.2	09:39	39:02.280
5	1	3:44.845	35.107	1:26.870	1:42.868	3.666	4.127	17.956	6.943	297.2	09:42	42:47.125
6	1	3:45.898	35.821	1:26.599	1:43.478	3.728	4.083	18.509	6.945	298.8	09:46	46:33.023
7	1	3:46.069	35.585	1:27.341	1:43.143	3.699	4.112	18.361	7.018	297.2	09:50	50:19.092
8	1	3:44.169	35.102	1:26.765	1:42.302	3.708	4.110	17.982	6.871	298.0	09:54	54:03.261
9	1	3:43.682	34.906	1:26.699	1:42.077	3.714	4.108	17.900	6.654	294.8	09:57	57:46.943
10	1	3:55.251B	35.827	1:26.757	1:52.667		4.100	20.246		298.0	10:01	1:01:42.194
11	2	16:23.446	...	1:33.868	1:54.271	3.758		23.396	8.032	291.6	10:18	1:18:05.640
12	2	3:57.350	37.009	1:31.823	1:48.518	3.758	4.128	21.039	7.503	294.8	10:22	1:22:02.990
13	2	3:52.846	35.783	1:29.408	1:47.655	3.735	4.119	20.788	7.424	295.6	10:25	1:25:55.836
14	2	3:54.384	35.689	1:28.311	1:50.384	3.773	4.120	21.323	7.905	298.0	10:29	1:29:50.220
15	2	3:49.798	35.938	1:28.292	1:45.568	3.688	4.123	19.565	7.217	297.2	10:33	1:33:40.018
16	2	4:47.923	37.423	1:45.232	2:25.268	5.261	4.100	26.821	10.161	296.4	10:38	1:38:27.941
17	2	6:13.193	1:37.417	2:28.269	2:07.507	4.385	6.801	22.920	10.327	123.1	10:44	1:44:41.134
18	2	4:39.115	1:19.026	1:30.688	1:49.401	3.810	8.123	20.499	8.143	294.0	10:49	1:49:20.249
19	2	4:28.103	1:12.894	1:28.346	1:46.863	3.829	5.201	19.969	7.806	298.8	10:53	1:53:48.352
20	2	4:45.571B	1:15.431	1:30.415	1:59.725		7.389	21.057		294.8	10:58	1:58:33.923
21	2	7:51.184	4:33.660	1:29.538	1:47.986	3.717		20.773	7.496	296.4	11:06	2:06:25.107
22	2	3:52.187	37.691	1:28.396	1:46.100	3.697	4.125	19.939	7.141	298.8	11:10	2:10:17.294
23	2	3:50.255	36.056	1:27.551	1:46.648	3.684	4.112	20.786	7.227	300.5	11:14	2:14:07.549
24	2	3:47.982	35.228	1:27.912	1:44.842	3.720	4.111	19.367	7.100	299.7	11:17	2:17:55.531
25	2	3:46.383	35.223	1:27.139	1:44.021	3.731	4.123	18.859	6.870	298.0	11:21	2:21:41.914
26	2	3:59.475B	35.827	1:27.456	1:56.192		4.107	19.659		297.2	11:25	2:25:41.389
27	1	12:24.193	9:11.623	1:27.233	1:45.337	3.714		18.688	7.336	296.4	11:38	2:38:05.582
28	1	3:48.035	35.314	1:26.932	1:45.789	3.737	4.133	18.109	6.908	299.7	11:41	2:41:53.617
29	1	3:45.141	35.675	1:26.709	1:42.757	3.732	4.136	18.060	6.923	298.0	11:45	2:45:38.758
30	1	3:44.080	35.030	1:26.557	1:42.493	3.735	4.128	18.111	6.923	299.7	11:49	2:49:22.838
31	1	3:52.508B	35.132	1:26.159	1:51.217		4.124	18.161		300.5	11:53	2:53:15.346
32	1	11:27.618	8:18.250	1:27.065	1:42.303	3.599		17.469	7.224	276.0	12:04	3:04:42.964
33	1	3:52.120	34.185	1:25.674	1:52.261	3.655	4.068	21.583	9.406	303.0	12:08	3:08:35.084
34	1	3:41.124	34.351	1:25.342	1:41.431	3.626	4.092	17.480	6.743	299.7	12:12	3:12:16.208
35	1	3:40.593	34.871	1:25.314	1:40.408	3.702	4.085	17.311	6.443	298.8	12:15	3:15:56.801
36	1	3:39.922	34.299	1:25.415	1:40.208	3.642	4.099	17.253	6.579	302.2	12:19	3:19:36.723
37	1	3:55.907B	34.543	1:25.999	1:55.365		4.106	20.701		304.7	12:23	3:23:32.630
38	1	5:34.343	2:20.118	1:26.827	1:47.398	3.691		22.047	6.891	297.2	12:29	3:29:06.973
39	1	5:55.928	37.083	2:01.844	3:17.001	6.680	4.129	35.509	9.616	228.7	12:35	3:35:02.901
40	1	7:26.291	59.182	3:02.075	3:25.034	5.877	7.525	37.716	10.342	99.2	12:42	3:42:29.192
41	1	7:34.741	1:06.097	3:02.783	3:25.861	7.381	8.295	41.900	10.773	108.3	12:50	3:50:03.933
42	1	5:01.321	1:10.056	2:05.685	1:45.580	3.678	9.803	18.727	6.966	154.8	12:55	3:55:05.254
43	1	3:44.522	36.457	1:26.201	1:41.864	3.636	4.129	17.485	6.798	298.8	12:58	3:58:49.776
44	1	3:41.081	34.595	1:25.681	1:40.805		4.110	17.422	6.596	298.0	13:02	4:02:30.857

37	SMP Racing	Oreca 03 - Nissan LMP2									
	1. Kirill LADYGIN	3. Maurizio MEDIANI									
	2. Nicolas MINASSIAN										

1	2	5:01.658B	1:19.932	1:35.875	2:05.851			23.830		268.4	09:05	5:01.658
2	2	9:49.809	6:29.368	1:31.272	1:49.169	3.790		20.425	7.791	288.5	09:14	14:51.467
3	2	3:56.048	38.550	1:30.517	1:46.981	3.780	4.116	19.768	7.410	294.0	09:18	18:47.515



24h LE MANS



TEST DAY 24 HEURES DU MANS 2014 Test Practice 1

Sector Analysis

■ Personal Best ■ Session Best B Crossing the finish line in pit lane

Lap	D	Time	Sector 1	Sector 2	Sector 3	T6	T7	Porsche	Ford	T. Spd	Hour	Elapsed
4	2	3:49.203	35.947	1:28.622	1:44.634	3.743	4.118	18.800	7.096	294.8	09:22	22:36.718
5	2	3:48.565	35.639	1:28.523	1:44.403	3.725	4.107	18.594	7.079	295.6	09:26	26:25.283
6	2	3:58.810B	35.753	1:30.638	1:52.419		4.101	18.955		295.6	09:30	30:24.093
7	1	16:07.405	...	1:34.689	1:55.199	3.824		23.209	8.409	288.5	09:46	46:31.498
8	1	3:56.406	37.483	1:30.373	1:48.550	3.774	4.131	20.720	7.055	297.2	09:50	50:27.904
9	1	3:53.003	37.291	1:29.597	1:46.115	3.700	4.109	19.878	7.085	294.8	09:54	54:20.907
10	1	4:02.234B	35.715	1:30.561	1:55.958		4.092	20.374		291.6	09:58	58:23.141
11	1	11:18.977	8:02.437	1:29.193	1:47.347	3.712		19.851	7.391	297.2	10:09	1:09:42.118
12	1	3:46.985	35.247	1:27.439	1:44.299	3.721	4.083	18.907	6.859	299.7	10:13	1:13:29.103
13	1	3:48.377	34.869	1:27.389	1:46.119	3.639	4.086	20.450	7.210	301.3	10:17	1:17:17.480
14	1	3:44.415	34.872	1:26.653	1:42.890	3.702	4.062	18.516	6.765	301.3	10:21	1:21:01.895
15	1	3:46.936	34.886	1:26.379	1:45.671	3.666	4.075	20.479	7.001	301.3	10:24	1:24:48.831
16	1	3:46.932	35.266	1:26.495	1:45.171	3.683	4.068	19.013	6.857	303.0	10:28	1:28:35.763
17	1	3:46.339	35.736	1:27.050	1:43.553	3.651	4.066	18.894	6.836	298.8	10:32	1:32:22.102
18	1	4:41.187B	35.750	1:26.970	2:38.467		4.055	34.464		299.7	10:37	1:37:03.289
19	3	46:16.963	...	1:30.879	1:50.550	3.764		21.230	7.419	294.0	11:23	2:23:20.252
20	3	3:53.883	37.211	1:28.510	1:48.162	3.778	4.113	20.952	7.149	298.8	11:27	2:27:14.135
21	3	4:07.204B	36.664	1:28.042	2:02.498		4.111	24.633		300.5	11:31	2:31:21.339
22	3	5:44.181	2:28.066	1:29.096	1:47.019	3.676		19.997	7.721	294.8	11:37	2:37:05.520
23	3	3:50.459	36.822	1:28.145	1:45.492	3.725	4.085	19.837	7.178	298.8	11:40	2:40:55.979
24	3	3:47.120	35.629	1:27.150	1:44.341	3.672	4.101	18.962	7.073	303.0	11:44	2:44:43.099
25	3	3:46.248	35.545	1:26.851	1:43.852	3.654	4.082	18.774	6.975	301.3	11:48	2:48:29.347
26	3	3:54.648B	35.251	1:27.066	1:52.331		4.078	18.948		301.3	11:52	2:52:23.995
27	2	11:53.189	8:39.497	1:29.474	1:44.218	3.739		18.071	7.048	267.8	12:04	3:04:17.184
28	2	3:43.659	34.648	1:26.144	1:42.867	3.683	4.092	17.622	7.517	300.5	12:08	3:08:00.843
29	2	3:47.279	34.663	1:25.785	1:46.831	3.640	4.080	19.288	7.784	303.9	12:11	3:11:48.122
30	2	3:42.685	34.656	1:25.982	1:42.047	3.779	4.070	17.754	6.862	301.3	12:15	3:15:30.807
31	2	3:57.412B	35.923	1:27.251	1:54.238		4.087	20.950		300.5	12:19	3:19:28.219
32	2	10:31.291	7:19.034	1:27.277	1:44.980	3.709		17.926	7.329	298.0	12:29	3:29:59.510
33	2	5:19.283B	37.887	1:56.221	2:45.175		4.111	35.794		143.1	12:35	3:35:18.793
34	2	21:30.989	...	1:28.170	1:45.612	3.684		19.273	7.370	298.0	12:56	3:56:49.782
35	2	3:44.726	35.663	1:26.902	1:42.161		4.066	17.629	6.797	303.0	13:00	4:00:34.508

38

Jota Sport
1.Simon DOLAN
2.Harry TINCKNELL

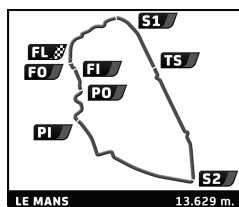
3.Marc GENE

Zytek Z11SN - Nissan
LMP2

1	2	23:23.885B	...	1:35.445	2:06.324			23.723		284.7	09:23	23:23.885
2	2	13:05.629B	9:33.011	1:32.011	2:00.607			23.024		290.8	09:36	36:29.514
3	2	4:52.750	1:31.819	1:30.718	1:50.213	3.840		21.275	7.913	291.6	09:41	41:22.264
4	2	3:52.974	37.188	1:29.165	1:46.621	3.797	4.163	20.114	7.212	294.8	09:45	45:15.238
5	2	3:55.552	36.179	1:28.252	1:51.121	3.774	4.149	22.462	7.733	294.8	09:49	49:10.790
6	2	3:49.885	35.949	1:27.814	1:46.122	3.735	4.133	19.748	7.364	294.0	09:53	53:00.675
7	2	3:48.312	35.631	1:27.426	1:45.255	3.677	4.123	19.781	7.067	296.4	09:56	56:48.987
8	2	3:47.059	35.868	1:27.028	1:44.163	3.678	4.099	18.990	6.970	294.8	10:00	1:00:36.046
9	2	3:46.830	35.275	1:26.827	1:44.728	3.732	4.100	19.271	6.939	294.8	10:04	1:04:22.876
10	2	3:48.400	35.249	1:27.025	1:46.126	3.699	4.107	20.133	7.303	298.8	10:08	1:08:11.276
11	2	3:44.140	34.849	1:26.479	1:42.812	3.695	4.096	18.730	6.934	297.2	10:11	1:11:55.416
12	2	3:46.324	35.480	1:26.526	1:44.318	3.665	4.097	18.866	6.638	298.0	10:15	1:15:41.740
13	2	3:52.684B	34.711	1:26.185	1:51.788		4.085	19.677		296.4	10:19	1:19:34.424
14	1	8:48.533	5:26.770	1:31.343	1:50.420	3.778		20.653	8.400	264.5	10:28	1:28:22.957
15	1	3:53.074	37.348	1:29.096	1:46.630	3.766	4.154	19.319	7.683	294.8	10:32	1:32:16.031
16	1	4:44.414	36.885	1:27.976	2:39.553	6.325	4.153	34.610	11.561	294.0	10:37	1:37:00.445
17	1	6:51.640	1:11.338	3:05.197	2:35.105	4.106	7.348	22.328	8.728	110.6	10:43	1:43:52.085
18	1	4:24.614	1:03.409	1:31.634	1:49.571	4.046	4.424	19.443	8.343	285.4	10:48	1:48:16.699
19	1	4:46.594B	1:15.497	1:30.579	2:00.518		6.133	19.364		293.2	10:53	1:53:03.293
20	1	13:03.154	9:46.458	1:29.363	1:47.333	3.839		19.224	7.764	292.4	11:06	2:06:06.447
21	1	3:52.591	36.297	1:28.507	1:47.787	3.770	4.186	20.556	7.355	298.8	11:09	2:09:59.038
22	1	3:46.782	35.745	1:27.196	1:43.841	3.720	4.150	18.710	7.109	298.0	11:13	2:13:45.820



24h LE MANS



TEST DAY 24 HEURES DU MANS 2014 Test Practice 1

Sector Analysis

■ Personal Best ■ Session Best B Crossing the finish line in pit lane

Lap	D	Time	Sector 1	Sector 2	Sector 3	T6	T7	Porsche	Ford	T. Spd	Hour	Elapsed
23	1	3:44.910	35.264	1:26.853	1:42.793	3.692	4.121	17.735	7.081	298.0	11:17	2:17:30.730
24	1	3:47.971	35.315	1:28.971	1:43.685	3.711	4.117	17.801	7.395	290.0	11:21	2:21:18.701
25	1	3:45.246	35.146	1:26.992	1:43.108	3.786	4.110	18.023	6.889	298.0	11:25	2:25:03.947
26	1	3:50.838	35.167	1:26.966	1:48.705	3.684	4.125	19.947	7.204	301.3	11:28	2:28:54.785
27	1	3:45.843	36.608	1:26.416	1:42.819	3.706	4.084	17.678	6.977	298.0	11:32	2:32:40.628
28	1	3:46.964	35.421	1:26.112	1:45.431	3.949	4.114	18.092	8.690	299.7	11:36	2:36:27.592
29	1	3:42.839	35.102	1:25.891	1:41.846	3.674	4.173	17.669	6.876	302.2	11:40	2:40:10.431
30	1	3:44.727	35.198	1:25.848	1:43.681	3.749	4.096	17.464	6.954	300.5	11:43	2:43:55.158
31	1	3:56.079B	35.144	1:27.259	1:53.676	4.121	4.121	18.323	298.0	11:47	2:47:51.237	
32	3	11:45.633	8:31.803	1:28.505	1:45.325	3.726		18.530	7.113	296.4	11:59	2:59:36.870
33	3	3:47.293	35.242	1:26.414	1:45.637	3.783	4.139	19.476	6.824	300.5	12:03	3:03:24.163
34	3	3:47.530	34.823	1:25.273	1:47.434	3.727	4.133	20.272	8.841	301.3	12:07	3:07:11.693
35	3	3:43.331	34.709	1:25.244	1:43.378	3.865	4.117	17.666	7.406	302.2	12:10	3:10:55.024
36	3	3:42.585	34.692	1:25.840	1:42.053	3.688	4.180	17.697	7.030	297.2	12:14	3:14:37.609
37	3	3:42.480	34.596	1:25.849	1:42.035	3.649	4.116	17.431	6.801	298.0	12:18	3:18:20.089
38	3	3:45.398	34.563	1:26.309	1:44.526	5.600	4.113	17.546	7.564	302.2	12:22	3:22:05.487
39	3	4:42.559B	1:22.525	1:28.921	1:51.113		13.951	19.213		287.7	12:26	3:26:48.046
40	3	26:35.706	...	3:05.953	2:23.830	3.826		20.976	7.259	138.3	12:53	3:53:23.752
41	3	3:48.469	35.811	1:26.858	1:45.800	3.719	4.180	19.476	7.363	298.8	12:57	3:57:12.221
42	3	3:41.268	34.636	1:25.570	1:41.062		4.131	17.477	6.780	299.7	13:00	4:00:53.489

41

Greaves Motorsport

1. Michael MUNEMMAN
2. Alessandro LATIF

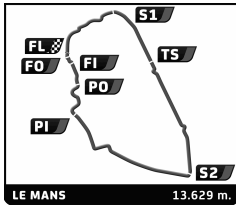
3. James WINSLOW
4. Dan NORRIS-JONES

Zytek Z11SN - Nissan
LMP2

1	3	13:49.211B	9:35.274	1:47.764	2:26.173			25.696		230.2	09:13	13:49.211
2	3	9:05.484	5:32.644	1:34.873	1:57.967	3.945		22.675	8.791	233.7	09:22	22:54.695
3	3	4:06.218	38.707	1:33.711	1:53.800	3.850	4.201	21.498	7.929	278.1	09:27	27:00.913
4	3	4:04.467	37.408	1:31.321	1:55.738	3.822	4.172	24.941	7.876	291.6	09:31	31:05.380
5	3	4:08.343B	37.243	1:31.170	1:59.930		4.160	20.905		265.1	09:35	35:13.723
6	3	6:32.286	3:08.474	1:31.788	1:52.024	3.804		20.619	7.960	255.1	09:41	41:46.009
7	3	3:54.880	36.750	1:29.644	1:48.486	3.771	4.155	20.129	7.372	291.6	09:45	45:40.889
8	3	3:53.206	36.089	1:29.144	1:47.973	3.744	4.138	20.107	7.407	292.4	09:49	49:34.095
9	3	3:50.755	35.752	1:28.170	1:46.833	3.751	4.132	20.003	7.206	294.0	09:53	53:24.850
10	3	3:53.598	37.571	1:29.122	1:46.905	3.815	4.128	19.626	7.393	293.2	09:57	57:18.448
11	3	3:58.976B	36.128	1:27.659	1:55.189		4.145	19.667		296.4	10:01	1:01:17.424
12	1	9:39.382	6:02.996	1:37.407	1:58.979	3.889		23.621	8.745	260.7	10:10	1:10:56.806
13	1	4:08.352	38.772	1:33.029	1:56.551	3.829	4.192	23.458	8.177	244.8	10:15	1:15:05.158
14	1	4:03.394	37.919	1:31.667	1:53.808	3.849	4.174	22.395	8.220	293.2	10:19	1:19:08.552
15	1	4:06.083	40.576	1:30.461	1:55.046	3.849	4.166	22.439	8.106	296.4	10:23	1:23:14.635
16	1	4:04.026	37.673	1:31.997	1:54.356	3.971	4.178	22.011	8.105	292.4	10:27	1:27:18.661
17	1	4:03.124	37.783	1:31.629	1:53.712	3.865	4.196	22.745	7.893	294.0	10:31	1:31:21.785
18	1	4:06.343	38.022	1:30.683	1:57.638	4.123	4.169	22.640	8.779	294.0	10:35	1:35:28.128
19	1	7:43.387	1:04.966	3:03.842	3:34.579	4.532	5.258	47.804	9.309	119.9	10:43	1:43:11.515
20	1	4:48.170	1:19.310	1:34.536	1:54.324	4.331	6.495	22.147	8.479	257.0	10:47	1:47:59.685
21	1	4:43.712	1:17.940	1:31.822	1:53.950	3.941	5.663	22.204	8.621	291.6	10:52	1:52:43.397
22	1	4:52.500B	1:16.584	1:31.283	2:04.633		5.899	22.745		294.0	10:57	1:57:35.897
23	2	6:57.351	3:27.056	1:36.049	1:54.246	3.900		21.962	8.132	231.6	11:04	2:04:33.248
24	2	4:03.881	38.990	1:33.298	1:51.593	3.730	4.200	21.411	7.849	271.1	11:08	2:08:37.129
25	2	3:55.851	36.898	1:29.840	1:49.113	3.735	4.147	20.858	7.263	294.0	11:12	2:12:32.980
26	2	3:53.570	36.608	1:28.845	1:48.117	3.710	4.123	20.206	7.450	297.2	11:16	2:16:26.550
27	2	3:51.967	35.911	1:28.264	1:47.792	3.873	4.116	20.196	6.988	298.8	11:20	2:20:18.517
28	2	3:51.902	36.477	1:27.334	1:48.091	4.094	4.162	19.621	8.407	297.2	11:24	2:24:10.419
29	2	3:48.611	36.103	1:27.094	1:45.414	3.642	4.187	19.271	7.268	298.0	11:27	2:27:59.030
30	2	3:51.753	37.007	1:28.167	1:46.579	3.709	4.062	19.611	7.291	298.8	11:31	2:31:50.783
31	2	3:49.781	37.614	1:27.082	1:45.085	3.652	4.094	19.150	7.443	296.4	11:35	2:35:40.564
32	2	3:59.503B	35.941	1:27.285	1:56.277		4.101	19.326		298.8	11:39	2:39:40.067
33	4	9:10.092	5:22.828	1:40.727	2:06.537	4.028		24.421	8.992	265.8	11:48	2:48:50.159
34	4	4:18.939	41.869	1:36.749	2:00.321	3.917	4.270	24.098	8.276	257.0	11:53	2:53:09.098



24h LE MANS



TEST DAY 24 HEURES DU MANS 2014 Test Practice 1

Sector Analysis

Personal Best Session Best B Crossing the finish line in pit lane

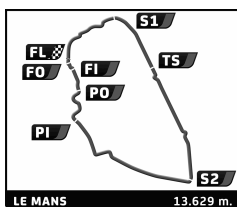
Lap	D	Time	Sector 1	Sector 2	Sector 3	T6	T7	Porsche	Ford	T. Spd	Hour	Elapsed
35	4	4:07.992	40.370	1:33.580	1:54.042	3.798	4.229	22.845	8.033	293.2	11:57	2:57:17.090
36	4	4:03.796	38.831	1:31.750	1:53.215	3.822	4.180	22.132	7.896	294.8	12:01	3:01:20.886
37	4	4:19.660 B	38.231	1:32.596	2:08.833		4.158	22.936		286.9	12:05	3:05:40.546
38	4	6:35.300	3:09.136	1:33.597	1:52.567	3.803		21.493	8.776	263.9	12:12	3:12:15.846
39	4	3:59.907	37.985	1:30.883	1:51.039	3.797	4.186	21.273	8.164	294.8	12:16	3:16:15.753
40	4	3:59.036	38.293	1:30.377	1:50.366	3.818	4.161	21.220	7.676	294.8	12:20	3:20:14.789
41	4	4:54.665	1:20.788	1:42.958	1:50.919	3.736	4.211	21.460	7.807	204.1	12:25	3:25:09.454
42	4	3:59.062	37.332	1:30.190	1:51.540	3.779	4.163	22.110	7.682	294.0	12:29	3:29:08.516
43	4	6:05.769 B	37.625	2:02.805	3:25.339		4.171	35.303		177.1	12:35	3:35:14.285
44	1	9:58.685	3:34.882	3:10.426	3:13.377	5.372		33.905	10.977	115.9	12:45	3:45:12.970
45	1	7:29.580	1:05.530	3:12.336	3:11.714	4.039	7.407	33.270	9.339	121.8	12:52	3:52:42.550
46	1	4:09.039	42.286	1:33.824	1:52.929	3.821	4.258	21.707	8.583	255.7	12:56	3:56:51.589
47	1	3:58.930	37.262	1:30.134	1:51.534		4.181	21.029	8.043	295.6	13:00	4:00:50.519

42 Caterham Racing
 1. Thomas KIMBER-SMITH 3. Matthew McMURRY Zytek Z11SN - Nissan
 2. Chris DYSON LMP2

1	1	4:56.229 B	56.160	1:50.044	2:10.025			24.552		189.5	09:04	4:56.229
2	1	9:35.330	6:06.949	1:34.544	1:53.837	3.954		22.323	8.007	223.1	09:14	14:31.559
3	1	3:53.980	36.776	1:29.245	1:47.959	3.840	4.212	20.143	7.424	294.8	09:18	18:25.539
4	1	4:00.774 B	36.475	1:28.658	1:55.641		4.174	20.488		296.4	09:22	22:26.313
5	3	6:25.373	2:59.960	1:32.135	1:53.278	3.996		21.746	8.309	275.3	09:28	28:51.686
6	3	4:01.166	38.818	1:31.213	1:51.135	3.996	4.210	21.132	8.134	296.4	09:32	32:52.852
7	3	3:59.230	37.697	1:30.758	1:50.775	3.909	4.200	21.199	8.074	298.0	09:36	36:52.082
8	3	4:02.044	39.151	1:31.290	1:51.603	3.986	4.176	21.504	8.003	296.4	09:40	40:54.126
9	3	4:02.131	38.414	1:30.075	1:53.642	4.033	4.178	21.586	8.024	297.2	09:44	44:56.257
10	3	3:58.998	38.121	1:29.498	1:51.379	3.975	4.180	21.401	8.165	298.0	09:48	48:55.255
11	3	3:57.093	37.795	1:29.472	1:49.826	3.940	4.162	20.657	8.109	298.0	09:52	52:52.348
12	3	3:57.897	38.213	1:29.750	1:49.934	3.861	4.157	20.408	7.884	294.0	09:56	56:50.245
13	3	3:55.822	37.537	1:29.106	1:49.179	3.882	4.131	20.501	8.119	298.0	10:00	1:00:46.067
14	3	4:08.422 B	38.383	1:29.386	2:00.653		4.127	20.495		297.2	10:04	1:04:54.489
15	2	9:24.854	5:52.049	1:35.595	1:57.210	3.875		24.730	8.518	276.7	10:14	1:14:19.343
16	2	3:58.537	38.615	1:30.636	1:49.286	3.825	4.174	21.250	7.629	269.8	10:18	1:18:17.880
17	2	4:03.083	43.973	1:29.911	1:49.199	3.795	4.158	21.026	7.544	296.4	10:22	1:22:20.963
18	2	3:54.085	36.740	1:28.799	1:48.546	3.735	4.143	20.991	7.488	300.5	10:26	1:26:15.048
19	2	3:51.087	36.359	1:28.314	1:46.414	3.731	4.127	20.046	7.282	297.2	10:30	1:30:06.135
20	2	3:50.653	36.047	1:27.829	1:46.777	3.733	4.125	20.693	7.211	297.2	10:33	1:33:56.788
21	2	6:12.233	36.348	2:15.462	3:20.423	6.397	4.121	35.412	10.935	287.7	10:40	1:40:09.021
22	2	6:47.352	1:53.409	3:01.211	1:52.732	3.876	9.703	22.007	7.861	232.6	10:46	1:46:56.373
23	2	4:35.799	1:18.089	1:29.335	1:48.375	4.041	6.630	20.415	7.988	298.0	10:51	1:51:32.172
24	2	4:36.279	1:19.870	1:28.434	1:47.975	3.747	9.319	20.646	7.699	298.8	10:56	1:56:08.451
25	2	4:38.307 B	1:14.140	1:28.033	1:56.134		5.850	20.293		300.5	11:00	2:00:46.758
26	2	10:25.275	7:05.401	1:29.293	1:50.581	3.776		21.490	7.962	290.8	11:11	2:11:12.033
27	2	3:59.968 B	36.489	1:28.171	1:55.308		4.156	20.165		298.8	11:15	2:15:12.001
28	3	6:34.556	3:13.907	1:30.329	1:50.320	4.236		20.569	7.805	298.8	11:21	2:21:46.557
29	3	3:56.269	37.388	1:28.947	1:49.934	4.115	4.262	20.613	7.659	299.7	11:25	2:25:42.826
30	3	3:58.004	37.195	1:28.406	1:52.403	3.895	4.210	22.740	7.905	299.7	11:29	2:29:40.830
31	3	3:52.003	36.478	1:27.825	1:47.700	3.911	4.145	20.048	7.923	301.3	11:33	2:33:32.833
32	3	3:54.559	38.258	1:28.458	1:47.843	3.950	4.155	20.307	7.745	300.5	11:37	2:37:27.392
33	3	3:52.894	36.293	1:27.837	1:48.764	3.872	4.148	20.168	7.922	303.0	11:41	2:41:20.286
34	3	3:51.266	36.519	1:27.940	1:46.807	3.849	4.137	19.908	7.746	302.2	11:45	2:45:11.552
35	3	3:51.451	36.562	1:27.465	1:47.424	3.857	4.122	19.765	7.858	300.5	11:49	2:49:03.003
36	3	3:59.431 B	36.377	1:28.055	1:54.999		4.134	19.729		302.2	11:53	2:53:02.434
37	1	16:26.227	...	1:29.359	1:51.440	3.716		19.190	9.293	298.0	12:09	3:09:28.661
38	1	3:46.903	35.191	1:25.774	1:45.938	3.909	4.133	18.488	8.419	301.3	12:13	3:13:15.564
39	1	3:55.849 B	36.380	1:27.613	1:51.856		4.192	18.548		301.3	12:17	3:17:11.413
40	1	10:18.135	7:07.477	1:26.675	1:43.983	3.732		18.677	6.895	298.8	12:27	3:27:29.548
41	1	4:29.760	35.363	1:26.308	2:28.089	6.156	4.138	34.458	9.993	302.2	12:31	3:31:59.308



24h LE MANS



TEST DAY 24 HEURES DU MANS 2014 Test Practice 1

Sector Analysis

■ Personal Best ■ Session Best B Crossing the finish line in pit lane

Lap	D	Time	Sector 1	Sector 2	Sector 3	T6	T7	Porsche	Ford	T. Spd	Hour	Elapsed
42	1	7:38.177B	1:01.892	3:19.430	3:16.855		8.755	32.129		110.2	12:39	3:39:37.485
43	3	10:37.040	4:15.760	2:56.828	3:24.452	5.191		38.511	10.600	107.6	12:50	3:50:14.525
44	3	5:08.298	1:10.061	2:07.200	1:51.037	3.885	10.890	20.224	7.788	150.7	12:55	3:55:22.823
45	3	3:54.048	37.220	1:28.921	1:47.907	3.812	4.165	19.687	7.871	297.2	12:59	3:59:16.871
46	3	3:49.939	36.259	1:27.265	1:46.415		4.160	19.428	7.775	301.3	13:03	4:03:06.810

43

Newblood By Morand Racing

1.Christian KLIEN

3.Romain BRANDELA

2.Gary HIRSCH

Morgan - Judd

LMP2

1	2	5:15.178B	1:20.706	1:38.980	2:15.492			25.820		254.5	09:05	5:15.178
2	2	10:35.899	7:08.620	1:32.547	1:54.732	4.010		21.685	8.115	286.2	09:15	15:51.077
3	2	4:00.545	39.837	1:31.446	1:49.262	3.756	4.187	20.486	7.542	249.3	09:19	19:51.622
4	2	3:57.255	36.563	1:29.487	1:51.205	3.804	4.142	20.942	7.821	297.2	09:23	23:48.877
5	2	3:52.526	36.683	1:28.947	1:46.896	3.688	4.138	19.457	7.393	289.3	09:27	27:41.403
6	2	3:59.343B	36.941	1:29.395	1:53.007		4.106	19.167		296.4	09:31	31:40.746
7	2	13:27.699	...	1:30.820	1:46.772	3.786		18.976	7.768	219.4	09:45	45:08.445
8	2	3:52.518	35.910	1:29.634	1:46.974	3.718	4.145	19.322	7.317	298.0	09:49	49:00.963
9	2	3:51.534	35.728	1:28.427	1:47.379	3.846	4.119	19.338	8.028	296.4	09:52	52:52.497
10	2	3:53.774	38.352			3.799	4.150	18.427	7.541	267.8	09:56	56:46.271
11	2	3:54.925B	35.734	1:28.072	1:51.119		4.141	18.349		294.8	10:00	1:00:41.196
12	3	18:50.033	...	1:33.557	1:52.429			22.244		293.2	10:19	1:19:31.229
13	3	3:56.947	36.252	1:30.618	1:50.077	3.922	4.203	22.437	7.366	294.8	10:23	1:23:28.176
14	3	3:52.768	35.929	1:29.015	1:47.824		4.188	19.697		298.0	10:27	1:27:20.944
15	3	3:52.030	36.410	1:29.444	1:46.176		4.183			298.0	10:31	1:31:12.974
16	3	3:59.618B	35.496	1:28.782	1:55.340						10:35	1:35:12.592
17	3	46:17.594	...	1:31.479	1:48.763						11:21	2:21:30.186
18	3	3:49.206	35.145	1:28.212	1:45.849						11:25	2:25:19.392
19	3	3:54.722	35.744	1:28.582	1:50.396						11:29	2:29:14.114
20	3	3:52.060	35.944	1:29.186	1:46.930						11:33	2:33:06.174
21	3	4:05.113B	35.778	1:28.639	2:00.696						11:37	2:37:11.287
22	1	11:35.921	8:16.570	1:30.775	1:48.576						11:48	2:48:47.208
23	1	3:47.543	35.640	1:27.712	1:44.191						11:52	2:52:34.751
24	1	3:46.638	35.141	1:28.007	1:43.490						11:56	2:56:21.389
25	1	3:44.929	35.102	1:27.584	1:42.243						12:00	3:00:06.318
26	1	3:55.007B	34.756	1:26.196	1:54.055						12:04	3:04:01.325
27	1	17:03.940	...	1:27.438	1:47.132						12:21	3:21:05.265
28	1	4:22.244	1:12.805	1:26.684	1:42.755						12:25	3:25:27.509
29	1	3:43.196	35.082	1:26.193	1:41.921						12:29	3:29:10.705
30	1	5:54.916	35.778	2:03.975	3:15.163						12:35	3:35:05.621
31	1	7:27.043B	58.804	3:02.458	3:25.781						12:42	3:42:32.664
32	1	14:26.997	...	1:28.452	1:44.187						12:56	3:56:59.661
33	1	3:41.691	34.844	1:25.639	1:41.208						13:00	4:00:41.352

46

Thiriet By TDS Racing

1.Pierre THIRIET

3.Tristan GOMMENDY

2.Ludovic BADEY

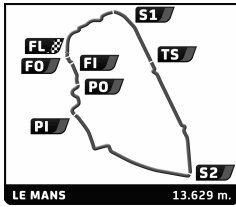
Ligier JS P2 - Nissan

LMP2

1	1	12:37.806B	9:01.577	1:35.994	2:00.235			21.713		261.9	09:12	12:37.806
2	1	17:44.148	...	1:31.842	1:47.471	3.819		19.550	7.233	283.2	09:30	30:21.954
3	1	3:52.017	36.641	1:29.717	1:45.659	3.787	4.236	18.653	7.247	286.9	09:34	34:13.971
4	1	3:50.471	35.790	1:28.903	1:45.778	3.770	4.210	18.877	7.004	287.7	09:38	38:04.442
5	1	3:50.805	35.607	1:28.374	1:46.824	3.763	4.193	19.915	7.080	289.3	09:41	41:55.247
6	1	3:53.080B	35.414	1:27.728	1:49.938		4.174	17.945		290.0	09:45	45:48.327
7	1	15:49.115	...	1:28.764	1:44.688	3.719		18.446	7.127	287.7	10:01	1:01:37.442
8	1	3:49.339	35.335	1:27.879	1:46.125	3.694	4.154	18.864	6.964	289.3	10:05	1:05:26.781
9	1	3:45.427	35.208	1:27.567	1:42.652	3.674	4.143	17.826	6.790	289.3	10:09	1:09:12.208
10	1	3:44.360	35.010	1:26.759	1:42.591	3.659	4.139	18.293	6.663	289.3	10:12	1:12:56.568
11	1	3:52.200B	34.657	1:27.965	1:49.578		4.127	17.653		290.0	10:16	1:16:48.768
12	3	31:34.892	...	1:34.095	1:57.383	4.462		19.813	9.386	252.2	10:48	1:48:23.660
13	3	4:31.620	1:12.777	1:29.430	1:49.413	3.834	6.882	18.739	7.804	289.3	10:52	1:52:55.280



24h LE MANS



TEST DAY 24 HEURES DU MANS 2014 Test Practice 1

Sector Analysis

■ Personal Best ■ Session Best B Crossing the finish line in pit lane

Lap	D	Time	Sector 1	Sector 2	Sector 3	T6	T7	Porsche	Ford	T. Spd	Hour	Elapsed
14	3	4:28.351	1:10.891	1:28.316	1:49.144	4.040	4.702	21.860	6.910	290.0	10:57	1:57:23.631
15	3	4:26.367	1:12.701	1:28.772	1:44.894	3.780	13.084	18.199	6.797	290.8	11:01	2:01:49.998
16	3	3:54.495	37.566	1:29.652	1:47.277	3.805	4.181	19.633	7.459	293.2	11:05	2:05:44.493
17	3	3:45.430	35.353	1:27.148	1:42.929	3.906	4.211	17.614	7.110	290.8	11:09	2:09:29.923
18	3	1:01:43.393	...	1:29.028	1:49.180	3.696	6.994	20.868	7.184	287.7	12:11	3:11:13.316
19	3	3:44.745	35.480	1:27.275	1:41.990	3.745	4.227	17.493	6.466	287.7	12:14	3:14:58.061
20	3	3:44.288	34.826	1:26.844	1:42.618	3.714	4.206	17.247	6.703	290.0	12:18	3:18:42.349
21	3	3:55.145	34.516	1:26.097	1:54.532	9.707	4.202	17.294	13.778	290.8	12:22	3:22:37.494
22	3	4:27.325B	1:03.298	1:29.032	1:54.995		14.984	19.814		290.8	12:27	3:27:04.819

47

KCMG1. Matthew HOWSON
2. Richard BRADLEY

3. Alexandre IMPERATORI

Oreca 03 - Nissan
LMP2

1	1	5:17.203B	1:23.804	1:38.279	2:15.120			26.039		251.0	09:05	5:17.203
2	1	29:27.607	...	1:31.317	1:50.229	3.863		20.837	7.861	298.8	09:34	34:44.810
3	1	3:52.600	36.658	1:29.368	1:46.574	3.769	4.139	20.045	7.371	301.3	09:38	38:37.410
4	1	3:52.124	36.638	1:28.510	1:46.976	3.800	4.102	19.775	7.697	302.2	09:42	42:29.534
5	1	3:52.172	36.176	1:28.022	1:47.974	3.831	4.107	21.199	7.659	303.0	09:46	46:21.706
6	1	3:49.526	36.049	1:27.809	1:45.668	3.821	4.123	19.282	7.508	299.7	09:50	50:11.232
7	1	3:57.247B	36.017	1:28.388	1:52.842		4.114	19.320		302.2	09:54	54:08.479
8	3	13:57.279	...	1:30.683	1:49.359	3.871		20.415	7.840	286.9	10:08	1:08:05.758
9	3	3:49.255	36.369	1:27.322	1:45.564	3.863	4.133	19.117	8.060	303.0	10:11	1:11:55.013
10	3	3:50.309	36.696	1:27.792	1:45.821	3.844	4.114	19.095	7.537	306.5	10:15	1:15:45.322
11	3	3:47.886	36.114	1:27.061	1:44.711	3.798	4.116	19.011	7.304	303.9	10:19	1:19:33.208
12	3	3:53.477	35.752	1:28.747	1:48.978	3.864	4.100	22.386	7.583	303.9	10:23	1:23:26.685
13	3	4:00.505B	36.293	1:27.321	1:56.891		4.117	21.144		302.2	10:27	1:27:27.190
14	2	21:12.730	...	1:33.056	1:57.894	4.784		22.512	10.019	269.8	10:48	1:48:39.920
15	2	4:34.969	1:16.726	1:29.987	1:48.256	3.808	7.341	20.373	7.598	296.4	10:53	1:53:14.889
16	2	4:25.991	1:11.476	1:27.594	1:46.921	3.833	4.889	19.403	7.847	298.0	10:57	1:57:40.880
17	2	4:20.129	1:03.695	1:29.074	1:47.360	3.770	6.948	20.785	7.350	299.7	11:02	2:02:01.009
18	2	3:51.668	35.465	1:28.569	1:47.634	3.781	4.138	19.055	7.352	300.5	11:05	2:05:52.677
19	2	3:47.864	35.521	1:27.654	1:44.689	3.766	4.135	18.921	7.264	300.5	11:09	2:09:40.541
20	2	3:50.107	35.816	1:29.387	1:44.904	3.786	4.119	18.633	7.270	303.9	11:13	2:13:30.648
21	2	3:47.855	35.753	1:27.556	1:44.546	3.723	4.118	18.761	7.301	300.5	11:17	2:17:18.503
22	2	3:54.448B	35.217	1:27.150	1:52.081		4.109	18.837		298.8	11:21	2:21:12.951
23	2	26:00.397	...	1:29.695	1:46.773	3.686		19.500	7.531	293.2	11:47	2:47:13.348
24	2	3:49.474	35.596	1:27.814	1:46.064	3.740	4.122	19.655	7.239	282.5	11:51	2:51:02.822
25	2	3:47.465	35.046	1:27.441	1:44.978	3.743	4.132	18.866	7.658	302.2	11:54	2:54:50.287
26	2	3:46.051	35.096	1:27.207	1:43.748	3.695	4.137	18.399	7.136	298.8	11:58	2:58:36.338
27	2	3:52.913	35.784	1:28.083	1:49.046	3.699	4.121	19.120	7.226	303.0	12:02	3:02:29.251
28	2	3:47.344	35.017	1:26.944	1:45.383	3.778	4.108	18.267	8.736	299.7	12:06	3:06:16.595
29	2	4:00.438B	36.024	1:27.786	1:56.628		4.129	19.918		299.7	12:10	3:10:17.033
30	1	5:46.395	2:33.164	1:28.707	1:44.524	3.831		18.145	7.412	271.8	12:16	3:16:03.428
31	1	3:45.173	35.410	1:26.692	1:43.071	3.795	4.168	18.150	7.215	298.8	12:19	3:19:48.601
32	1	3:46.021	34.786	1:26.401	1:44.834	3.754	4.169	19.541	7.323	301.3	12:23	3:23:34.622
33	1	3:44.700	35.047	1:26.320	1:43.333	3.737	4.136	18.682	7.240	303.0	12:27	3:27:19.322
34	1	4:37.045B	34.789	1:26.509	2:35.747		4.118	33.586		303.9	12:31	3:31:56.367
35	3	10:41.629	4:20.661	2:58.573	3:22.395	6.633		33.042	8.742	105.7	12:42	3:42:37.996
36	3	7:31.384	1:03.820	3:03.977	3:23.587	5.792	8.373	40.650	9.068	104.3	12:50	3:50:09.380
37	3	4:58.156	1:10.238	2:03.491	1:44.427	3.724	10.709	18.544	7.201	154.5	12:55	3:55:07.536
38	3	3:48.341	35.050	1:25.882	1:47.409	3.695	4.121	20.666	7.474	302.2	12:58	3:58:55.877
39	3	3:41.721	34.566	1:25.654	1:41.501		4.114	17.551	6.877	298.8	13:02	4:02:37.598

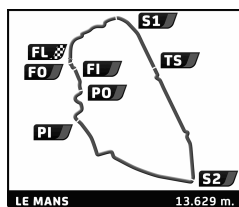
48

Murphy Prototypes1. Nathanael BERTHON
2. Rodolfo GONZALEZ3. Karun CHANDHOK
4. Alex KAPADIAOreca 03 - Nissan
LMP2

1	3	5:36.815B	1:54.357	1:37.440	2:05.018			22.234		246.4	09:05	5:36.815
2	3	38:17.705	...	1:28.117	1:49.483	3.825		19.079	9.948	298.8	09:43	43:54.520
3	3	3:44.500	35.046	1:25.971	1:43.483	4.213	4.122	18.101	7.037	302.2	09:47	47:39.020



24h LE MANS



TEST DAY 24 HEURES DU MANS 2014 Test Practice 1

Sector Analysis

■ Personal Best ■ Session Best B Crossing the finish line in pit lane

Lap	D	Time	Sector 1	Sector 2	Sector 3	T6	T7	Porsche	Ford	T. Spd	Hour	Elapsed
4	3	3:46.815	35.174	1:27.290	1:44.351	3.800	4.193	19.423	7.266	306.5	09:51	51:25.835
5	3	3:44.643	35.147	1:26.175	1:43.321	3.891	4.102	18.257	7.714	304.7	09:55	55:10.478
6	3	4:01.724 B	37.434	1:29.247	1:55.043		4.131	19.827		302.2	09:59	59:12.202
7	4	19:46.470	...	1:37.751	1:57.611	3.982		24.061	8.412	213.4	10:18	1:18:58.672
8	4	4:00.740	38.771	1:31.246	1:50.723	3.794	4.177	21.651	7.918	291.6	10:22	1:22:59.412
9	4	3:53.906	36.992	1:29.155	1:47.759	3.772	4.129	20.076	7.739	302.2	10:26	1:26:53.318
10	4	3:49.101	35.878	1:27.630	1:45.593	3.740	4.112	19.176	7.670	300.5	10:30	1:30:42.419
11	4	3:46.180	35.320	1:26.561	1:44.299	3.683	4.114	18.603	7.371	300.5	10:34	1:34:28.599
12	4	5:45.043	37.754	1:50.691	3:16.598	5.792	4.089	36.800	10.441	171.2	10:40	1:40:13.642
13	4	6:39.541	1:55.325	2:49.718	1:54.498	4.275	10.197	20.539	8.827	205.3	10:46	1:46:53.183
14	4	4:36.375	1:18.098	1:28.290	1:49.987	5.157	7.193	18.965	9.113	298.8	10:51	1:51:29.558
15	4	4:30.944	1:16.569	1:28.200	1:46.175	3.963	7.905	18.625	8.354	303.9	10:56	1:56:00.502
16	4	4:29.308	1:18.075	1:27.450	1:43.783	3.671	8.413	18.498	7.510	300.5	11:00	2:00:29.810
17	4	3:44.614	35.267	1:26.002	1:43.345	3.683	4.087	18.535	7.150	301.3	11:04	2:04:14.424
18	4	4:00.672 B	35.407	1:26.786	1:58.479		4.083	20.406		304.7	11:08	2:08:15.096
19	1	16:48.270	...	1:29.130	1:46.067	3.778		19.927	7.080	298.0	11:25	2:25:03.366
20	1	3:50.126	34.923	1:27.386	1:47.817	3.881	4.116	19.241	7.979	303.0	11:28	2:28:53.492
21	1	3:45.797	35.253	1:27.016	1:43.528	3.837	4.143	18.908	6.942	301.3	11:32	2:32:39.289
22	1	3:49.571	35.532	1:26.243	1:47.796	4.534	4.132	18.665	10.108	303.0	11:36	2:36:28.860
23	1	4:35.901 B	43.048	1:44.260	2:08.593		4.276	22.824		236.7	11:41	2:41:04.761
24	1	39:48.481	...	1:28.435	1:46.350	4.582		18.844	8.392	294.8	12:20	3:20:53.242
25	1	4:21.482	1:12.817	1:26.067	1:42.598	3.692	6.492	18.457	7.074	299.7	12:25	3:25:14.724
26	1	3:42.162	34.650	1:25.813	1:41.699	3.680	4.129	18.069	6.725	304.7	12:28	3:28:56.886
27	1	6:04.656	34.507	2:12.392	3:17.757	6.235	4.131	35.762	10.365	303.0	12:35	3:35:01.542
28	1	7:26.361	59.935	3:01.515	3:24.911	5.709	6.836	38.184	10.683	104.6	12:42	3:42:27.903
29	1	7:34.947	1:06.424	3:02.072	3:26.451	7.016	8.362	42.129	11.297	110.5	12:50	3:50:02.850
30	1	4:59.001	1:10.182	2:03.941	1:44.878	3.662	9.821	18.997	7.159	161.5	12:55	3:55:01.851
31	1	3:43.708	34.822	1:27.003	1:41.883	3.650	4.100	18.038	6.924	302.2	12:58	3:58:45.559
32	1	3:41.364	34.366	1:25.580	1:41.418		4.097	17.963	6.743	301.3	13:02	4:02:26.923

50

Larbre Competition

- 1. Pierre RAGUES
- 2. Ricky TAYLOR

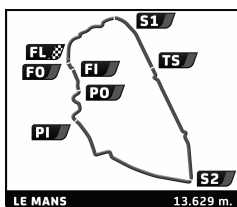
3. Keiko IHARA

Morgan - Judd
LMP2

1	1	37:58.817 B	...	1:39.254	2:00.972			21.906		185.9	09:37	37:58.817
2	1	15:43.567	...	1:32.105	1:51.321	3.943		21.125	7.820	287.7	09:53	53:42.384
3	1	3:57.679	37.885	1:30.559	1:49.235	3.894	4.244	20.343	7.367	291.6	09:57	57:40.063
4	1	3:54.980	37.353	1:29.571	1:48.056	3.863	4.215	20.215	7.309	293.2	10:01	1:01:35.043
5	1	4:03.999 B	36.586	1:28.687	1:58.726		4.197	19.540		294.0	10:05	1:05:39.042
6	1	31:44.409 B	...	1:33.162	2:23.284			25.136		267.8	10:37	1:37:23.451
7	1	12:55.457	9:35.642	1:32.008	1:47.807	3.899		19.422	7.709	283.9	10:50	1:50:18.908
8	1	4:29.808	1:11.181	1:29.007	1:49.620	4.046	5.756	21.985	7.208	296.4	10:54	1:54:48.716
9	1	4:29.782	1:14.915	1:29.456	1:45.411	3.754	7.215	18.956	7.008	291.6	10:59	1:59:18.498
10	1	3:48.463	36.147	1:28.154	1:44.162	3.780	4.167	18.463	6.967	296.4	11:03	2:03:06.961
11	1	3:48.459	35.710	1:27.170	1:45.579	3.732	4.175	19.783	6.975	298.0	11:06	2:06:55.420
12	1	3:57.779 B	36.313	1:28.466	1:53.000		4.148	18.801		298.0	11:10	2:10:53.199
13	3	13:17.009	9:34.092	1:38.664	2:04.253	4.204		24.927	10.329	221.7	11:24	2:24:10.208
14	3	4:10.783	39.805	1:34.468	1:56.510	3.892	4.332	22.927	8.352	291.6	11:28	2:28:20.991
15	3	4:07.930	38.869	1:33.553	1:55.508	3.931	4.197	22.661	8.354	292.4	11:32	2:32:28.921
16	3	4:04.112	37.703	1:31.732	1:54.677	3.852	4.219	22.376	8.469	293.2	11:36	2:36:33.033
17	3	4:04.525	37.662	1:32.847	1:54.016	3.836	4.193	22.526	8.240	295.6	11:40	2:40:37.558
18	3	4:11.118 B	37.652	1:31.684	2:01.782		4.186	21.115		292.4	11:44	2:44:48.676
19	3	7:08.193	3:43.154	1:32.141	1:52.898	3.828		21.598	8.367	294.8	11:51	2:51:56.869
20	3	4:00.581	38.137	1:30.725	1:51.719	3.805	4.170	20.805	8.177	294.8	11:55	2:55:57.450
21	3	4:26.021	36.610	1:57.194	1:52.217	3.765	4.162	21.367	8.252	295.6	12:00	3:00:23.471
22	3	3:59.973	39.247	1:29.779	1:50.947	3.785	4.157	21.124	7.947	295.6	12:04	3:04:23.444
23	3	3:57.011	36.706	1:29.490	1:50.815	3.794	4.141	20.464	8.450	294.8	12:08	3:08:20.455
24	3	4:06.664 B	36.208	1:28.999	2:01.457		4.151	21.087		296.4	12:12	3:12:27.119
25	1	10:16.708	6:58.677	1:29.957	1:48.074	4.989		18.758	7.907	265.1	12:22	3:22:43.827



24h LE MANS



TEST DAY 24 HEURES DU MANS 2014 Test Practice 1

Sector Analysis

■ Personal Best ■ Session Best B Crossing the finish line in pit lane

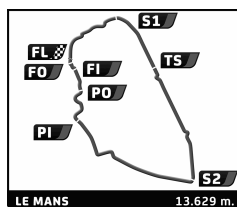
Lap	D	Time	Sector 1	Sector 2	Sector 3	T6	T7	Porsche	Ford	T. Spd	Hour	Elapsed
26	1	4:16.577	1:01.516	1:27.216	1:47.845	3.733	11.091	21.956	7.113	295.6	12:27	3:27:00.404
27	1	4:01.113 B	35.656	1:28.117	1:57.340		4.179	21.321		297.2	12:31	3:31:01.517

51		AF Corse 1. Gianmaria BRUNI 2. Tony VILANDER		3. Giancarlo FISICHELLA						Ferrari 458 Italia LMGTE Pro		
1	3	26:52.102 B	...	1:40.544	2:09.084			24.644		225.4	09:26	26:52.102
2	3	16:03.746	...	1:38.474	1:56.821	4.094		22.418	8.124	252.2	09:42	42:55.848
3	3	4:10.499	39.059	1:35.625	1:55.815	4.057	4.493	23.367	7.611	268.4	09:47	47:06.347
4	3	4:08.190	38.924	1:34.504	1:54.762	4.059	4.464	22.489	7.498	286.9	09:51	51:14.537
5	3	4:17.736 B	39.499	1:35.004	2:03.233		4.460	23.119		283.2	09:55	55:32.273
6	3	12:39.018	9:05.778	1:35.990	1:57.250	4.040		23.150	7.437	269.1	10:08	1:08:11.291
7	3	4:06.309	38.922	1:34.523	1:52.864	3.957	4.464	21.827	7.136	286.2	10:12	1:12:17.600
8	3	4:02.906	38.393	1:32.811	1:51.702	3.944	4.421	21.351	7.045	286.9	10:16	1:16:20.506
9	3	4:00.875	38.513	1:32.097	1:50.265	3.973	4.408	20.942	6.957	290.8	10:20	1:20:21.381
10	3	4:09.775 B	38.187	1:31.980	1:59.608		4.406	21.612		288.5	10:24	1:24:31.156
11	1	6:35.232	3:04.754	1:35.242	1:55.236	4.064		22.282	7.669	284.7	10:31	1:31:06.388
12	1	4:03.035	38.047	1:33.458	1:51.530	4.047	4.466	20.991	7.209	286.9	10:35	1:35:09.423
13	1	5:11.443 B	43.924	1:38.248	2:49.271		4.450	37.955		252.8	10:40	1:40:20.866
14	1	11:07.546	7:34.858	1:35.920	1:56.768	5.098		21.585	9.011	279.5	10:51	1:51:28.412
15	1	4:40.989	1:13.586	1:33.613	1:53.790	4.114	8.065	21.436	7.951	288.5	10:56	1:56:09.401
16	1	4:42.465	1:13.911	1:32.540	1:56.014	3.942	10.563	21.324	8.484	291.6	11:00	2:00:51.866
17	1	4:00.349	38.177	1:31.763	1:50.409	3.986	4.423	20.824	6.996	288.5	11:04	2:04:52.215
18	1	3:59.098	37.823	1:31.500	1:49.775	4.003	4.424	20.573	6.926	289.3	11:08	2:08:51.313
19	1	4:14.570 B	39.169	1:33.642	2:01.759		4.426	22.533		280.3	11:13	2:13:05.883
20	1	16:15.851	...	1:33.924	1:52.926	3.946		21.042	7.010	273.2	11:29	2:29:21.734
21	1	3:59.557	37.526	1:31.407	1:50.624	3.979	4.435	20.567	7.148	290.0	11:33	2:33:21.291
22	1	4:11.549 B	38.779	1:32.055	2:00.715		4.426	20.671		290.0	11:37	2:37:32.840
23	2	6:29.152	3:02.514	1:34.036	1:52.602	3.921		21.361	6.988	286.2	11:44	2:44:01.992
24	2	3:59.667	37.890	1:32.025	1:49.752	4.015	4.440	20.480	6.727	290.0	11:48	2:48:01.659
25	2	4:02.894	37.639	1:34.026	1:51.229	3.894	4.474	21.072	7.279	288.5	11:52	2:52:04.553
26	2	3:58.298	37.374	1:31.599	1:49.325	3.993	4.426	20.227	6.860	291.6	11:56	2:56:02.851
27	2	4:13.501 B	38.046	1:33.602	2:01.853		4.457	21.836		286.2	12:00	3:00:16.352
28	3	6:42.052	3:10.064	1:34.730	1:57.258	4.103		22.299	9.032	267.1	12:06	3:06:58.404
29	3	4:04.429	38.804	1:32.850	1:52.775	3.940	4.463	20.999	8.226	289.3	12:11	3:11:02.833
30	3	4:00.927	38.123	1:32.237	1:50.567	3.917	4.422	20.857	6.999	288.5	12:15	3:15:03.760
31	3	3:57.982	37.679	1:31.154	1:49.149	4.019	4.408	20.323	6.786	292.4	12:19	3:19:01.742
32	3	4:11.017 B	37.642	1:31.905	2:01.470		4.468	21.434		289.3	12:23	3:23:12.759
33	3	5:53.193	2:27.580	1:33.265	1:52.348	3.957		21.376	7.225	263.2	12:29	3:29:05.952
34	3	5:57.946	38.279	2:02.665	3:17.002	6.461	4.464	35.255	9.671	253.9	12:35	3:35:03.898
35	3	7:27.230	59.341	3:01.770	3:26.119	6.564	8.622	37.065	10.374	97.3	12:42	3:42:31.128
36	3	7:33.406	1:06.485	3:01.612	3:25.309	6.905	7.884	41.738	10.458	115.0	12:50	3:50:04.534
37	3	5:20.077 B	1:10.136	2:07.800	2:02.141		10.394	22.644		153.9	12:55	3:55:24.611

52		RAM Racing 1. Matt GRIFFIN 2. Alvaro PARENTE		3. Federico LEO						Ferrari 458 Italia LMGTE Pro		
1	1	31:01.351	...	1:37.674	1:58.436	3.987		23.796	7.702	244.2	09:31	31:01.351
2	1	4:08.695	38.648	1:35.553	1:54.494	4.028	4.457	22.228	7.507	281.0	09:35	35:10.046
3	1	4:06.482	38.678	1:34.277	1:53.527	4.147	4.459	21.639	7.271	262.6	09:39	39:16.528
4	1	4:15.428 B	38.481	1:33.763	2:03.184		4.481	23.197		286.9	09:43	43:31.956
5	3	11:27.347	7:40.918	1:39.884	2:06.545	4.710		24.944	10.327	280.3	09:54	54:59.303
6	3	4:14.004	41.187	1:35.570	1:57.247	4.087	4.632	23.766	7.893	286.2	09:59	59:13.307
7	3	4:11.329	39.475	1:35.321	1:56.533	4.067	4.467	22.999	8.072	277.4	10:03	1:03:24.636
8	3	4:08.014	39.311	1:33.879	1:54.824	4.103	4.450	22.448	7.656	287.7	10:07	1:07:32.650
9	3	4:06.081	38.682	1:33.747	1:53.652	3.958	4.464	22.314	7.348	287.7	10:11	1:11:38.731
10	3	4:22.977 B	40.137	1:34.960	2:07.880		4.419	23.074		287.7	10:16	1:16:01.708
11	3	8:57.535	5:27.450	1:35.247	1:54.838	4.027		22.428	7.438	287.7	10:24	1:24:59.243
12	3	4:04.918	38.689	1:33.284	1:52.945	3.935	4.451	22.182	7.232	288.5	10:29	1:29:04.161



24h LE MANS



TEST DAY 24 HEURES DU MANS 2014 Test Practice 1

Sector Analysis

■ Personal Best ■ Session Best B Crossing the finish line in pit lane

Lap	D	Time	Sector 1	Sector 2	Sector 3	T6	T7	Porsche	Ford	T. Spd	Hour	Elapsed
13	3	4:06.872	38.300	1:34.010	1:54.562	3.912	4.416	22.962	7.288	289.3	10:33	1:33:11.033
14	3	4:24.318	38.216	1:33.956	2:12.146	4.163	4.404	26.296	8.056	288.5	10:37	1:37:35.351
15	3	6:48.074 B	1:44.649	2:41.785	2:21.640		4.699	26.954		210.9	10:44	1:44:23.425
16	3	5:54.835	2:19.058	1:36.944	1:58.833	4.241		22.548	8.580	270.4	10:50	1:50:18.260
17	3	4:55.136	1:09.795	1:38.472	2:06.869	8.850	4.915	24.068	12.266	285.4	10:55	1:55:13.396
18	3	5:04.042 B	1:26.786	1:36.259	2:00.997		16.135	22.193		260.7	11:00	2:00:17.438
19	2	6:35.633	3:01.994	1:37.839	1:55.800	4.037		22.872	7.726	263.9	11:06	2:06:53.071
20	2	4:01.996	38.418	1:32.179	1:51.399	4.018	4.464	21.589	7.042	293.2	11:10	2:10:55.067
21	2	4:03.625	38.434	1:32.724	1:52.467	4.029	4.441	22.565	7.137	289.3	11:14	2:14:58.692
22	2	4:00.568	38.025	1:31.799	1:50.744	3.968	4.444	21.090	7.062	291.6	11:18	2:18:59.260
23	2	4:10.395 B	37.783	1:32.072	2:00.540		4.431	23.546		290.8	11:23	2:23:09.655
24	2	6:06.209	2:35.996	1:32.648	1:57.565	3.972		22.204	9.166	290.0	11:29	2:29:15.864
25	2	3:59.765	37.665	1:31.476	1:50.624	4.007	4.413	21.241	7.148	292.4	11:33	2:33:15.629
26	2	4:00.896	37.598	1:32.458	1:50.840	3.904	4.435	21.431	7.279	291.6	11:37	2:37:16.525
27	2	3:58.897	37.819	1:31.291	1:49.787	3.953	4.395	21.000	7.049	290.0	11:41	2:41:15.422
28	2	3:58.537	37.289	1:31.579	1:49.669	3.935	4.420	20.822	6.951	288.5	11:45	2:45:13.959
29	2	4:01.474	38.896	1:31.791	1:50.787	3.930	4.404	21.544	7.193	289.3	11:49	2:49:15.433
30	2	4:12.381 B	37.704	1:37.417	1:57.260		4.409	21.287		290.8	11:53	2:53:27.814
31	1	6:08.967	2:42.800	1:33.508	1:52.659	4.157		21.468	7.329	290.0	11:59	2:59:36.781
32	1	4:06.974	38.344	1:37.457	1:51.173	3.911	4.482	20.844	7.072	290.8	12:03	3:03:43.755
33	1	4:01.029	37.651	1:31.946	1:51.432	4.019	4.388	20.733	7.519	290.0	12:07	3:07:44.784
34	1	4:05.115	37.849	1:33.023	1:54.243	3.883	4.424	22.367	7.668	264.5	12:11	3:11:49.899
35	1	3:59.561	37.526	1:31.982	1:50.053	3.996	4.387	20.482	6.983	290.0	12:15	3:15:49.460
36	1	4:13.759 B	38.925	1:33.134	2:01.700		4.414	21.871		271.8	12:20	3:20:03.219
37	3	6:39.456	3:06.403	1:35.670	1:57.383	4.013		23.297	7.469	286.9	12:26	3:26:42.675
38	3	4:04.976	38.398	1:33.205	1:53.373	4.016	4.478	22.056	7.331	290.0	12:30	3:30:47.651
39	3	7:04.304 B	40.972	3:08.176	3:15.156		4.481	35.718		95.1	12:37	3:37:51.955

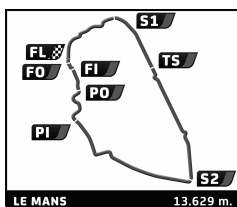
53 RAM Racing
1. Johnny MOWLEM
2. Archie HAMILTON

Ferrari 458 Italia
LMGTE Am

1	1	32:47.051	...	1:38.130	1:57.189	4.060		23.484	7.686	227.7	09:32	32:47.051
2	1	4:07.633	39.215	1:33.961	1:54.457	4.003	4.484	22.276	7.309	285.4	09:36	36:54.684
3	1	4:04.725	38.764	1:33.413	1:52.548	3.984	4.452	21.710	7.301	287.7	09:40	40:59.409
4	1	4:02.795	38.338	1:32.794	1:51.663	3.979	4.438	21.364	7.251	287.7	09:45	45:02.204
5	1	4:13.006 B	38.858	1:34.205	1:59.943		4.430	21.966		288.5	09:49	49:15.210
6	2	7:31.230	3:52.585	1:38.331	2:00.314	4.315		24.145	7.935	247.6	09:56	56:46.440
7	2	4:12.364	40.722	1:35.812	1:55.830	4.168	4.524	22.985	7.461	281.0	10:00	1:00:58.804
8	2	4:08.960	40.124	1:34.633	1:54.203	4.031	4.478	22.205	7.449	286.2	10:05	1:05:07.764
9	2	4:06.338	38.920	1:34.007	1:53.411	4.034	4.437	21.832	7.376	285.4	10:09	1:09:14.102
10	2	4:05.801	38.821	1:33.726	1:53.254	4.107	4.435	21.851	7.239	288.5	10:13	1:13:19.903
11	2	4:17.937 B	38.669	1:34.720	2:04.548		4.450	23.145		288.5	10:17	1:17:37.840
12	2	8:45.175	5:13.341	1:36.227	1:55.607	4.053		22.419	7.495	283.9	10:26	1:26:23.015
13	2	4:06.731	39.358	1:34.076	1:53.297	4.042	4.458	21.834	7.254	286.2	10:30	1:30:29.746
14	2	4:06.584	38.712	1:34.045	1:53.827	4.107	4.456	21.830	7.343	286.9	10:34	1:34:36.330
15	2	5:38.726	42.051	1:48.560	3:08.115	5.876	4.464	36.864	10.785	183.7	10:40	1:40:15.056
16	2	6:47.375	1:55.157	2:51.962	2:00.256	4.344	10.865	23.378	8.109	213.0	10:47	1:47:02.431
17	2	4:51.031	1:15.641	1:36.500	1:58.890	4.486	6.737	23.347	8.032	286.9	10:51	1:51:53.462
18	2	4:47.066	1:15.965	1:34.812	1:56.289	4.317	7.610	22.800	7.586	287.7	10:56	1:56:40.528
19	2	4:58.822 B	1:16.935	1:36.751	2:05.136		10.239	23.390		280.3	11:01	2:01:39.350
20	1	6:38.952	3:07.121	1:36.333	1:55.498	4.007		22.012	7.407	287.7	11:08	2:08:18.302
21	1	4:03.437	38.749	1:33.394	1:51.294	3.936	4.458	21.260	6.950	286.9	11:12	2:12:21.739
22	1	4:04.676	38.402	1:32.295	1:53.979	3.964	4.419	21.338	7.361	288.5	11:16	2:16:26.415
23	1	4:11.141 B	38.486	1:33.449	1:59.206		4.438	21.275		290.8	11:20	2:20:37.556
24	1	7:20.740	3:55.600	1:33.487	1:51.653	3.966		21.029	7.075	289.3	11:27	2:27:58.296
25	1	4:03.439	39.069	1:32.528	1:51.842	4.005	4.429	21.223	7.105	290.8	11:32	2:32:01.735
26	1	4:08.029 B	38.307	1:31.963	1:57.759		4.431	21.149		292.4	11:36	2:36:09.764
27	1	7:31.502	4:06.601	1:33.581	1:51.320	3.926		20.813	7.304	283.2	11:43	2:43:41.266



24h LE MANS



TEST DAY 24 HEURES DU MANS 2014 Test Practice 1

Sector Analysis

■ Personal Best ■ Session Best B Crossing the finish line in pit lane

Lap	D	Time	Sector 1	Sector 2	Sector 3	T6	T7	Porsche	Ford	T. Spd	Hour	Elapsed
28	1	4:00.596	38.146	1:32.162	1:50.288	4.095	4.428	20.727	6.893	290.0	11:47	2:47:41.862
29	1	4:09.433	38.324	1:32.509	1:58.600		4.475	21.932		290.0	11:51	2:51:51.295
30	1	15:20.321	...	1:33.138	1:55.351	3.991		21.165	8.909	288.5	12:07	3:07:11.616
31	1	4:04.301	38.437	1:32.907	1:52.957	3.984	4.454	21.414	7.977	291.6	12:11	3:11:15.917
32	1	4:09.196	38.408	1:32.500	1:58.288		4.456	21.372		290.8	12:15	3:15:25.113
33	1	8:05.572	4:39.749	1:33.820	1:52.003	3.950		21.066	6.939	290.0	12:23	3:23:30.685
34	1	4:11.222	38.294	1:32.510	2:00.418		4.442	21.318		294.8	12:27	3:27:41.907
35	2	7:34.763	2:41.110	1:58.846	2:54.807			36.257		173.1	12:35	3:35:16.670

55 AF Corse
1. Duncan CAMERON
Ferrari 458 Italia
LMGTE Am

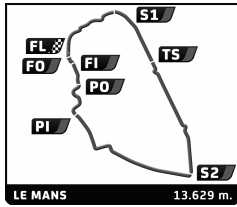
1	1	1:05:46.003	...	1:46.876	2:14.602	4.369		27.633	9.226	231.6	10:05	1:05:46.003
2	1	4:31.082	45.384	1:38.503	2:07.195	4.198	4.542	26.539	9.161	277.4	10:10	1:10:17.085
3	1	4:23.281	42.807	1:37.355	2:03.119	4.276	4.525	25.119	8.504	276.7	10:14	1:14:40.366
4	1	4:23.329	43.166	1:38.125	2:02.038	4.090	4.504	24.051	8.599	278.8	10:19	1:19:03.695
5	1	4:29.153	46.693	1:40.576	2:01.884	4.102	4.457	26.077	8.470	281.0	10:23	1:23:32.848
6	1	4:29.631	43.474	1:36.592	2:09.565		4.466	24.361		281.0	10:28	1:28:02.479
7	1	24:16.595	...	1:41.999	2:04.970	5.023		25.017	9.513	273.9	10:52	1:52:19.074
8	1	4:55.730	1:17.093	1:38.940	1:59.697	4.289	7.489	24.025	8.318	273.2	10:57	1:57:14.804
9	1	4:52.226	1:15.431	1:36.550	2:00.245	4.114	7.243	24.342	8.293	280.3	11:02	2:02:07.030
10	1	4:20.153	43.272	1:37.228	1:59.653	4.157	4.510	24.892	8.001	276.7	11:06	2:06:27.183
11	1	4:14.028	41.032	1:35.006	1:57.990	4.053	4.505	23.731	8.106	283.9	11:10	2:10:41.211
12	1	4:22.470	41.632	1:40.344	2:00.494	4.318	4.478	25.274	7.990	273.2	11:15	2:15:03.681
13	1	4:14.222	40.791	1:34.900	1:58.531	4.072	4.683	23.386	8.116	286.2	11:19	2:19:17.903
14	1	4:16.961	42.506	1:35.113	1:59.342	4.580	4.478	23.624	8.597	284.7	11:23	2:23:34.864
15	1	4:21.487	40.376	1:35.315	2:05.796		4.610	23.698		283.2	11:27	2:27:56.351
16	1	47:01.050	...	1:38.789	2:07.656	4.306		23.604	9.383	240.9	12:14	3:14:57.401
17	1	4:17.358	40.902	1:36.438	2:00.018	4.163	4.551	23.805	8.160	280.3	12:19	3:19:14.759
18	1	4:37.411	39.932	1:40.233	2:17.246		4.522	26.363		281.7	12:23	3:23:52.170
19	1	11:17.065	5:51.247	2:04.414	3:21.404			35.016		244.8	12:35	3:35:09.235
20	1	15:01.977	8:40.853	2:56.590	3:24.534	4.999		40.793	9.995	112.5	12:50	3:50:11.212
21	1	5:29.000	1:09.442	2:10.018	2:09.540	4.646	10.210	24.291	8.708	180.0	12:55	3:55:40.212
22	1	4:18.162	41.036	1:36.498	2:00.628	4.185	4.642	24.575	8.316	281.7	12:59	3:59:58.374
23	1	4:35.839	40.344	1:38.505	2:16.990			28.445		280.3	13:04	4:04:34.213

58 Team Sofrev ASP
1. Fabien BARTHEZ
2. Anthony PONS
3. Soheil AYARI
Ferrari 458 Italia
LMGTE Am

1	1	11:42.779	7:13.883	2:04.023	2:24.873	4.696		29.805	10.180	182.4	09:11	11:42.779
2	1	4:48.596	48.409	1:47.100	2:13.087	4.527	4.637	28.294	9.041	191.8	09:16	16:31.375
3	1	4:35.178	45.036	1:41.369	2:08.773	4.436	4.563	27.138	9.142	251.0	09:21	21:06.553
4	1	4:51.927	44.664	1:43.325	2:23.938		4.840	27.049		239.9	09:25	25:58.480
5	1	16:46.302	...	1:42.120	2:04.575	4.337		25.470	8.440	236.2	09:42	42:44.782
6	1	4:25.075	42.175	1:38.801	2:04.099	4.247	4.507	26.528	8.500	285.4	09:47	47:09.857
7	1	4:18.810	41.932	1:37.352	1:59.526	4.251	4.489	24.251	8.029	286.2	09:51	51:28.667
8	1	4:11.238	40.148	1:34.376	1:56.714	4.209	4.487	23.212	7.766	287.7	09:55	55:39.905
9	1	4:11.696	40.042	1:35.362	1:56.292	4.158	4.479	23.000	7.936	286.2	09:59	59:51.601
10	1	4:12.291	40.780	1:34.984	1:56.527	4.074	4.455	22.919	7.863	268.4	10:04	1:04:03.892
11	1	4:28.351	39.952	1:34.866	2:13.533		4.432	24.596		287.7	10:08	1:08:32.243
12	1	7:43.424	3:55.694	1:44.904	2:02.826	4.184		25.249	7.982	269.1	10:16	1:16:15.667
13	1	4:12.234	40.085	1:34.661	1:57.488	4.114	4.482	24.740	7.676	286.9	10:20	1:20:27.901
14	1	4:11.323	39.517	1:34.953	1:56.853	4.149	4.459	22.544	8.149	270.4	10:24	1:24:39.224
15	1	4:24.688	40.345	1:34.498	2:09.845		4.479	25.334		285.4	10:29	1:29:03.912
16	2	7:57.918	3:56.682	1:37.639	2:23.597	5.267		29.131	10.477	278.8	10:37	1:37:01.830
17	2	8:15.032	1:11.040	3:05.379	3:58.613	4.921	6.985	24.403	9.809	111.3	10:45	1:45:16.862
18	2	5:05.963	1:13.441	1:41.708	2:10.814		5.584	24.487		255.7	10:50	1:50:22.825
19	2	6:29.976	2:47.373	1:37.940	2:04.663	4.614		26.277	8.667	277.4	10:56	1:56:52.801
20	2	4:52.835	1:14.752	1:39.993	1:58.090	4.154	6.150	23.323	8.095	290.0	11:01	2:01:45.636



24h LE MANS



TEST DAY 24 HEURES DU MANS 2014

Test Practice 1

Sector Analysis

■ Personal Best ■ Session Best B Crossing the finish line in pit lane

Lap	D	Time	Sector 1	Sector 2	Sector 3	T6	T7	Porsche	Ford	T. Spd	Hour	Elapsed
21	2	4:16.412	40.591	1:35.990	1:59.831	4.140	4.490	23.340	8.005	276.7	11:06	2:06:02.048
22	2	4:08.304	39.678	1:33.708	1:54.918	4.133	4.479	22.271	7.652	289.3	11:10	2:10:10.352
23	2	4:07.112	39.417	1:33.813	1:53.882	4.073	4.467	22.033	7.405	289.3	11:14	2:14:17.464
24	2	4:06.308	39.162	1:34.081	1:53.065	4.045	4.440	21.862	7.203	287.7	11:18	2:18:23.772
25	2	4:07.538	39.081	1:33.338	1:55.119	4.025	4.431	22.538	7.504	290.8	11:22	2:22:31.310
26	2	4:14.484B	38.877	1:33.491	2:02.116		4.415	22.275		289.3	11:26	2:26:45.794
27	3	7:50.113	4:16.269	1:37.300	1:56.544	4.275		22.772	8.197	269.8	11:34	2:34:35.907
28	3	4:07.770	39.669	1:33.593	1:54.508	3.991	4.521	22.271	8.044	285.4	11:38	2:38:43.677
29	3	4:04.690	38.842	1:32.806	1:53.042	4.112	4.421	21.456	7.452	276.0	11:42	2:42:48.367
30	3	4:16.846B	39.660	1:34.898	2:02.288		4.482	21.665		290.0	11:47	2:47:05.213
31	3	7:13.283	3:41.193	1:35.075	1:57.015	4.099		21.675	7.595	258.8	11:54	2:54:18.496
32	3	4:02.519	38.627	1:32.623	1:51.269	4.034	4.481	21.056	7.378	290.0	11:58	2:58:21.015
33	3	4:26.435B	40.687	1:39.047	2:06.701		4.429	24.016		290.8	12:02	3:02:47.450
34	3	10:04.618	6:35.786	1:35.058	1:53.774	4.089		21.514	7.651	288.5	12:12	3:12:52.068
35	3	4:37.562B	38.731	1:32.177	2:26.654		4.478	22.788		288.5	12:17	3:17:29.630
36	3	9:00.883	5:32.602	1:34.990	1:53.291	3.982		21.849	7.373	273.9	12:26	3:26:30.513
37	3	4:16.192B	37.934	1:32.023	2:06.235		4.440	21.743		290.0	12:30	3:30:46.705
38	1	11:49.333	5:28.513	2:58.155	3:22.665	5.986		34.083	9.611	108.0	12:42	3:42:36.038
39	1	7:31.300	1:04.521	3:02.768	3:24.011	6.053	7.695	39.621	9.650	86.2	12:50	3:50:07.338
40	1	5:21.812	1:10.173	2:10.672	2:00.967	4.249	11.219	23.296	8.078	169.8	12:55	3:55:29.150
41	1	4:10.661	39.832	1:35.091	1:55.738	4.257	4.587	22.526	7.795	285.4	12:59	3:59:39.811
42	1	4:24.234B	39.777	1:37.147	2:07.310		4.596	23.322		282.5	13:04	4:04:04.045

60 AF Corse
 1. Peter MANN
 2. Raffaele GIAMMARRIA
 Ferrari 458 Italia
 LMGT E Am

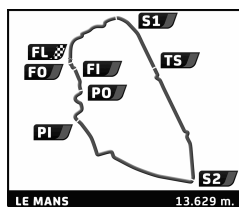
1	1	10:27.276B	6:05.532	1:50.026	2:31.718			29.219		224.0	09:10	10:27.276
2	2	43:47.772	...	1:38.075	2:00.758	4.111		24.382	8.653	265.8	09:54	54:15.048
3	2	4:13.782	39.814	1:36.536	1:57.432	4.044	4.501	23.266	8.078	266.5	09:58	58:28.830
4	2	4:08.851	39.061	1:34.514	1:55.276	4.010	4.460	22.474	7.648	282.5	10:02	1:02:37.681
5	2	4:08.073	38.626	1:34.205	1:55.242	3.987	4.449	22.159	8.269	284.7	10:06	1:06:45.754
6	2	4:21.974B	38.673	1:34.502	2:08.799		4.421	23.475		288.5	10:11	1:11:07.728
7	2	10:36.487	7:01.948	1:36.508	1:58.031	4.015		22.587	7.966	279.5	10:21	1:21:44.215
8	2	4:21.607B	39.631	1:33.253	2:08.723		4.468	24.171		286.2	10:26	1:26:05.822
9	2	25:28.974B	...	1:37.273	2:07.301			22.078		266.5	10:51	1:51:34.796
10	2	13:47.187	...	1:34.438	1:55.774	3.949		22.336	7.413	278.1	11:05	2:05:21.983
11	2	4:01.938	37.665	1:32.134	1:52.139	3.900	4.429	21.729	7.165	284.7	11:09	2:09:23.921
12	2	4:00.697	37.751	1:32.390	1:50.556	3.856	4.410	20.864	7.076	286.2	11:13	2:13:24.618
13	2	3:59.296	37.246	1:31.676	1:50.374	4.083	4.377	20.548	7.172	286.2	11:17	2:17:23.914
14	2	4:16.716B	38.951	1:33.538	2:04.227		4.450	23.254		284.7	11:21	2:21:40.630
15	1	10:05.901	6:16.138	1:42.946	2:06.817	4.288		26.066	8.958	253.3	11:31	2:31:46.531
16	1	4:29.309	43.797	1:38.711	2:06.801	4.285	4.537	25.814	8.744	252.2	11:36	2:36:15.840
17	1	4:28.124	42.792	1:39.825	2:05.507	4.300	4.551	26.612	8.708	246.4	11:40	2:40:43.964
18	1	4:26.684	43.311	1:40.113	2:03.260	4.282	4.546	25.292	8.444	245.3	11:45	2:45:10.648
19	1	4:25.643	43.379	1:37.737	2:04.527	4.303	4.538	26.278	8.156	268.4	11:49	2:49:36.291
20	1	4:22.346	41.811	1:37.404	2:03.131	4.348	4.545	25.229	8.405	285.4	11:53	2:53:58.637
21	1	4:21.589	44.676	1:36.657	2:00.256	4.306	4.569	24.623	7.935	274.6	11:58	2:58:20.226
22	1	4:21.179	41.710	1:37.791	2:01.678	4.259	4.538	24.461	8.055	290.8	12:02	3:02:41.405
23	1	4:29.871B	41.237	1:39.686	2:08.948		4.517	24.604		285.4	12:07	3:07:11.276

61 AF Corse
 1. Luis PEREZ COMPANC
 2. Marco CIOCI
 3. Mirko VENTURI
 Ferrari 458 Italia
 LMGT E Am

1	3	13:30.123B	3:20.212	7:43.265	2:26.646			26.436		215.1	09:13	13:30.123
2	3	19:40.087	...	1:38.725	2:00.632	4.187		23.673	8.353	258.8	09:33	33:10.210
3	3	4:19.509B	41.126	1:35.295	2:03.088		4.488	22.729		286.2	09:37	37:29.719
4	3	12:56.030	9:26.608	1:35.146	1:54.276	4.127		22.159	7.572	270.4	09:50	50:25.749
5	3	4:06.181	39.780	1:33.449	1:52.952	4.058	4.442	21.782	7.359	288.5	09:54	54:31.930
6	3	4:04.212	39.102	1:32.466	1:52.644	4.055	4.416	21.376	7.059	289.3	09:58	58:36.142



24h LE MANS



TEST DAY 24 HEURES DU MANS 2014 Test Practice 1

Sector Analysis

■ Personal Best ■ Session Best B Crossing the finish line in pit lane

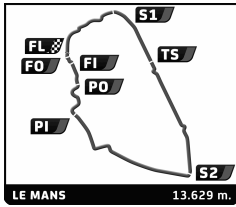
Lap	D	Time	Sector 1	Sector 2	Sector 3	T6	T7	Porsche	Ford	T. Spd	Hour	Elapsed
7	3	4:03.297	38.624	1:32.363	1:52.310	4.120	4.409	22.191	7.070	289.3	10:02	1:02:39.439
8	3	4:05.921	38.849	1:32.716	1:54.356	4.001	4.420	22.093	8.618	292.4	10:06	1:06:45.360
9	3	4:01.735	38.243	1:32.046	1:51.446	5.062	4.384	21.089	7.078	291.6	10:10	1:10:47.095
10	3	4:12.696B	39.403	1:34.933	1:58.360		4.598	21.473		291.6	10:14	1:14:59.791
11	2	6:45.069	3:11.987	1:37.322	1:55.760	3.980		22.640	7.517	267.8	10:21	1:21:44.860
12	2	4:03.348	38.466	1:32.662	1:52.220	3.975	4.394	21.646	7.161	287.7	10:25	1:25:48.208
13	2	4:02.409	38.177	1:31.912	1:52.320	3.932	4.401	21.560	7.685	289.3	10:29	1:29:50.617
14	2	4:15.959B	39.066	1:33.481	2:03.412		4.384	22.408		283.2	10:34	1:34:06.576
15	2	14:19.422	...	1:35.715	1:57.787	4.373		21.812	8.277	241.5	10:48	1:48:25.998
16	2	4:39.203	1:15.094	1:32.223	1:51.886	4.233	6.975	21.188	7.678	287.7	10:53	1:53:05.201
17	2	4:50.684B	1:13.449	1:32.689	2:04.546		5.839	22.413		287.7	10:57	1:57:55.885
18	2	8:02.072	4:34.033	1:34.697	1:53.342	4.011		21.525	7.186	287.7	11:05	2:05:57.957
19	2	4:00.578	37.800	1:32.070	1:50.708	4.088	4.422	21.034	6.887	290.0	11:09	2:09:58.535
20	2	4:21.339B	40.373	1:34.665	2:06.301		4.694	23.424		277.4	11:14	2:14:19.874
21	1	6:41.990	3:10.050	1:35.136	1:56.804	4.096		22.999	7.955	285.4	11:21	2:21:01.864
22	1	4:08.276	39.476	1:33.502	1:55.298	4.136	4.442	21.973	7.570	289.3	11:25	2:25:10.140
23	1	4:06.940	38.904	1:32.673	1:55.363	3.988	4.451	21.844	7.499	296.4	11:29	2:29:17.080
24	1	4:03.954	38.658	1:32.639	1:52.657	3.980	4.394	21.747	7.217	293.2	11:33	2:33:21.034
25	1	4:03.251	39.884	1:31.899	1:51.468	3.928	4.410	21.364	7.428	296.4	11:37	2:37:24.285
26	1	4:02.269	38.410	1:32.217	1:51.642	4.089	4.391	21.332	7.294	295.6	11:41	2:41:26.554
27	1	4:02.351	38.535	1:31.958	1:51.858	3.993	4.440	21.333	7.150	290.8	11:45	2:45:28.905
28	1	4:15.777	38.391	1:44.838	1:52.548	3.943	4.407	21.626	7.351	291.6	11:49	2:49:44.682
29	1	4:02.706	38.686	1:32.574	1:51.446	3.931	4.399	21.227	7.039	294.0	11:53	2:53:47.388
30	1	4:00.898	38.191	1:31.763	1:50.944	3.917	4.399	21.119	7.025	290.8	11:57	2:57:48.286
31	1	4:12.536B	38.069	1:31.754	2:02.713		4.392	22.847		292.4	12:02	3:02:00.822
32	3	9:26.412	6:00.506	1:32.541	1:53.365	3.994		21.412	8.302	290.0	12:11	3:11:27.234
33	3	4:00.691	38.200	1:31.865	1:50.626	3.980	4.421	20.812	7.050	290.0	12:15	3:15:27.925
34	3	4:00.875	38.452	1:31.464	1:50.959	3.996	4.400	21.002	6.991	291.6	12:19	3:19:28.800
35	3	4:00.857	37.891	1:31.082	1:51.884	3.955	4.417	20.771	6.968	294.8	12:23	3:23:29.657
36	3	4:08.489B	37.712	1:31.275	1:59.502		4.398	21.080		290.8	12:27	3:27:38.146
37	2	7:24.673B	1:59.268	2:07.399	3:18.006			36.139		191.8	12:35	3:35:02.819

62	AF Corse											Ferrari 458 Italia
	1.Yannick MALLEGOL			3.Howard BLANK								LMGTE Am
	2.Jean-Marc BACHELIER											

1	1	56:58.560B	...	1:40.728	2:18.176			26.694		262.6	09:56	56:58.560
2	1	7:28.021	3:43.769	1:38.523	2:05.729	4.427		25.351	8.577	276.7	10:04	1:04:26.581
3	1	4:17.789	42.940	1:36.010	1:58.839	4.178	4.622	24.131	8.229	284.7	10:08	1:08:44.370
4	1	4:17.498	41.014	1:34.821	2:01.663	4.285	4.513	24.524	7.743	283.2	10:13	1:13:01.868
5	1	4:32.097B	41.050	1:38.633	2:12.414		4.541	24.703		284.7	10:17	1:17:33.965
6	1	29:57.833B	...	2:58.443	2:14.187			25.110		180.0	10:47	1:47:31.798
7	3	7:45.200	3:40.456	1:43.423	2:21.321	10.272		27.805	11.313	235.7	10:55	1:55:16.998
8	3	5:17.395	1:29.090	1:40.647	2:07.658	4.512	15.281	26.773	8.555	270.4	11:00	2:00:34.393
9	3	4:28.252	42.814	1:39.496	2:05.942	4.375	4.623	26.032	8.712	274.6	11:05	2:05:02.645
10	3	4:25.509	42.022	1:38.846	2:04.641	4.345	4.576	25.824	8.390	273.2	11:09	2:09:28.154
11	3	4:23.041	42.371	1:38.541	2:02.129	4.287	4.546	25.466	8.295	283.2	11:13	2:13:51.195
12	3	4:23.950	42.599	1:41.078	2:00.273	4.199	4.529	24.394	8.169	278.1	11:18	2:18:15.145
13	3	4:39.166B	41.318	1:41.424	2:16.424		4.526	26.476		283.9	11:22	2:22:54.311
14	3	7:38.383	3:53.318	1:39.798	2:05.267	4.415		25.386	8.312	282.5	11:30	2:30:32.694
15	3	4:20.113	41.663	1:36.840	2:01.610	4.341	4.588	24.881	8.198	286.9	11:34	2:34:52.807
16	3	4:19.282	40.855	1:36.821	2:01.606	4.414	4.556	24.847	8.467	283.9	11:39	2:39:12.089
17	3	4:31.853B	41.628	1:37.097	2:13.128		4.574	25.295		277.4	11:43	2:43:43.942
18	3	8:10.770	4:21.359	1:42.093	2:07.318	4.280		25.782	9.087	281.7	11:51	2:51:54.712
19	3	4:21.999	41.732	1:38.504	2:01.763	4.140	4.579	24.628	8.782	283.9	11:56	2:56:16.711
20	3	4:24.369	43.963	1:38.143	2:02.263	4.214	4.531	24.910	8.148	282.5	12:00	3:00:41.080
21	3	4:19.983	41.145	1:37.130	2:01.708	4.303	4.543	25.487	8.134	283.9	12:05	3:05:01.063
22	3	4:19.303	40.882	1:36.502	2:01.919	4.332	4.553	23.860	9.502	283.2	12:09	3:09:20.366
23	3	4:18.642	40.887	1:36.620	2:01.135	4.292	4.569	23.990	8.402	283.9	12:13	3:13:39.008



24h LE MANS



TEST DAY 24 HEURES DU MANS 2014 Test Practice 1

Sector Analysis

■ Personal Best ■ Session Best B Crossing the finish line in pit lane

Lap	D	Time	Sector 1	Sector 2	Sector 3	T6	T7	Porsche	Ford	T. Spd	Hour	Elapsed
24	3	4:19.435	40.910	1:37.377	2:01.148	4.222	4.566	24.882	7.989	283.2	12:17	3:17:58.443
25	3	4:34.487 B	40.550	1:36.227	2:17.710		4.543	26.218		283.2	12:22	3:22:32.930
26	1	22:48.126 B	4:24.131	...	3:15.314			34.017		274.6	12:45	3:45:21.056
27	1	10:27.186	6:06.494	2:16.418	2:04.274	4.282		25.579	8.211	155.0	12:55	3:55:48.242
28	1	4:20.827	42.494	1:37.389	2:00.944		4.549	24.563	8.160	284.7	13:00	4:00:09.069

66	JMW Motorsport	3.Spencer PUMPELLY	Ferrari 458 Italia
	1.Abdulaziz ALFAISAL		LMGTE Am
	2.Seth NEIMAN		

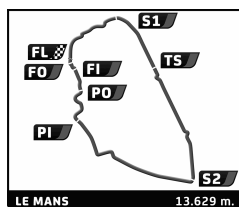
1	1	5:05.152 B	1:06.205	1:46.237	2:12.710			24.687		191.8	09:05	5:05.152
2	1	8:27.293	4:51.102	1:37.117	1:59.074	4.260		23.411	8.423	258.2	09:13	13:32.445
3	1	4:11.215	39.898	1:35.306	1:56.011	4.088	4.517	22.620	7.801	286.2	09:17	17:43.660
4	1	4:08.022	39.612	1:33.985	1:54.425	4.049	4.467	22.335	7.564	285.4	09:21	21:51.682
5	1	4:06.655	38.980	1:33.645	1:54.030	4.030	4.464	22.506	7.434	284.7	09:25	25:58.337
6	1	4:16.958 B	38.953	1:34.260	2:03.745		4.453	22.736		285.4	09:30	30:15.295
7	1	8:19.644	4:50.243	1:34.706	1:54.695	4.057		22.719	7.706	283.2	09:38	38:34.939
8	1	4:07.277	39.310	1:34.057	1:53.910	3.989	4.479	22.655	7.468	286.2	09:42	42:42.216
9	1	4:07.728	38.776	1:34.330	1:54.622	4.029	4.446	23.476	7.437	283.2	09:46	46:49.944
10	1	4:10.408	39.029	1:34.396	1:56.983	4.054	4.464	22.620	7.514	281.7	09:51	51:00.352
11	1	4:07.656	39.311	1:34.301	1:54.044	4.012	4.468	22.595	7.432	286.2	09:55	55:08.008
12	1	4:05.921	39.299	1:33.475	1:53.147	4.020	4.457	22.425	7.458	285.4	09:59	59:13.929
13	1	4:09.060	39.197	1:33.846	1:56.017	4.062	4.428	23.079	7.740	286.2	10:03	1:03:22.989
14	1	4:04.676	38.689	1:33.096	1:52.891	3.967	4.463	22.125	7.338	284.7	10:07	1:07:27.665
15	1	4:14.225 B	38.638	1:33.643	2:01.944		4.435	22.581		284.7	10:11	1:11:41.890
16	1	7:24.096	3:54.389	1:34.088	1:55.619	3.990		22.459	7.540	285.4	10:19	1:19:05.986
17	1	4:09.230	40.178	1:33.808	1:55.244	4.001	4.454	22.052	7.564	285.4	10:23	1:23:15.216
18	1	4:10.887	40.007	1:35.864	1:55.016	3.964	4.461	22.716	7.471	288.5	10:27	1:27:26.103
19	1	4:02.792	38.235	1:32.747	1:51.810	3.950	4.444	21.669	7.017	286.2	10:31	1:31:28.895
20	1	4:20.258 B	38.426	1:33.179	2:08.653		4.451	24.316		284.7	10:35	1:35:49.153
21	1	8:13.287	2:24.471	3:05.524	2:43.292	5.326		23.928	9.245	122.1	10:44	1:44:02.440
22	1	4:56.751 B	1:16.088	1:34.584	2:06.079		7.911	22.614		284.7	10:48	1:48:59.191
23	3	8:31.298	4:49.753	1:38.783	2:02.762	6.994		24.073	8.448	255.1	10:57	1:57:30.489
24	3	4:38.087	1:08.815	1:35.453	1:53.819	4.043	15.375	22.139	7.513	283.2	11:02	2:02:08.576
25	3	4:09.394	40.476	1:33.916	1:55.002	3.945	4.460	22.579	7.538	283.9	11:06	2:06:17.970
26	3	4:02.593	38.301	1:32.315	1:51.977	3.985	4.428	21.398	7.282	287.7	11:10	2:10:20.563
27	3	4:06.864	38.775	1:33.074	1:55.015	3.961	4.437	22.313	8.244	286.9	11:14	2:14:27.427
28	3	4:05.445	38.706	1:34.672	1:52.067	3.920	4.432	21.300	7.453	246.4	11:18	2:18:32.872
29	3	4:14.989 B	39.121	1:33.920	2:01.948		4.412	22.505		234.2	11:22	2:22:47.861
30	3	7:47.495	4:18.000	1:34.138	1:55.357	3.987		21.374	7.440	283.9	11:30	2:30:35.356
31	3	4:04.922	38.749	1:33.685	1:52.488	3.992	4.452	21.817	7.273	283.2	11:34	2:34:40.278
32	3	4:04.114	38.684	1:32.626	1:52.804	4.016	4.463	21.355	7.514	290.0	11:38	2:38:44.392
33	3	4:04.954	38.601	1:33.484	1:52.869	3.944	4.480	21.741	7.559	273.2	11:42	2:42:49.346
34	3	4:05.030	39.316	1:33.697	1:52.017	3.972	4.388	21.179	7.451	269.1	11:46	2:46:54.376
35	3	4:00.458	37.917	1:31.979	1:50.562	3.948	4.428	21.067	7.167	289.3	11:50	2:50:54.834
36	3	4:11.492 B	38.249	1:32.789	2:00.454		4.418	21.422		289.3	11:55	2:55:06.326
37	2	10:23.104 B	6:21.784	1:47.901	2:13.419			25.637		169.8	12:05	3:05:29.430
38	2	7:39.661	3:53.152	1:40.330	2:06.179	4.342		25.394	9.519	243.6	12:13	3:13:09.091
39	2	4:26.141	43.236	1:40.273	2:02.632	4.413	4.527	24.877	8.649	267.8	12:17	3:17:35.232
40	2	4:28.594	42.018	1:36.799	2:09.777	6.617	4.573	25.367	11.359	276.0	12:22	3:22:03.826
41	2	5:01.986	1:20.681	1:39.317	2:01.988	4.175	12.975	25.505	8.811	281.0	12:27	3:27:05.812
42	2	4:52.702	42.565	1:38.708	2:31.429	5.903	4.497	34.816	10.786	284.7	12:31	3:31:58.514
43	2	7:35.513	1:00.892	3:17.763	3:16.858	4.721	7.857	32.295	10.321	114.5	12:39	3:39:34.027
44	2	7:24.354 B	1:02.075	3:06.187	3:16.092		6.865	34.704		105.9	12:46	3:46:58.381

67	JMSA Performance Matmut	Porsche 911 GT3 RSR	
	1.Erik MARIS		LMGTE Am
	2.Eric HELARY		

1	2	38:15.311 B	...	1:50.005	2:12.124			25.359		175.9	09:38	38:15.311
2	2	6:42.428 B	2:38.228	1:42.026	2:22.174			27.475		277.4	09:44	44:57.739



24h LE MANS



TEST DAY 24 HEURES DU MANS 2014 Test Practice 1

Sector Analysis

■ Personal Best ■ Session Best B Crossing the finish line in pit lane

Lap	D	Time	Sector 1	Sector 2	Sector 3	T6	T7	Porsche	Ford	T. Spd	Hour	Elapsed
3	2	6:47.286	3:08.234	1:37.797	2:01.255	4.110		24.192	8.142	281.7	09:51	51:45.025
4	2	4:15.173	40.477	1:38.481	1:56.215	4.025	4.456	22.930	7.812	258.8	09:56	56:00.198
5	2	4:08.926	39.593	1:34.594	1:54.739	4.037	4.437	22.327	7.513	283.9	10:00	1:00:09.124
6	2	4:07.802	39.241	1:34.156	1:54.405	3.990	4.440	22.375	7.345	284.7	10:04	1:04:16.926
7	2	4:07.221	39.693	1:33.931	1:53.597	3.994	4.426	21.845	7.435	283.2	10:08	1:08:24.147
8	2	4:06.713	39.032	1:33.645	1:54.036	4.052	4.423	22.714	7.450	288.5	10:12	1:12:30.860
9	2	4:08.364	39.436	1:33.994	1:54.934	3.969	4.428	22.371	7.614	285.4	10:16	1:16:39.224
10	2	4:06.262	39.785	1:33.412	1:53.065	3.978	4.403	21.943	7.390	284.7	10:20	1:20:45.486
11	2	4:05.556	39.169	1:33.195	1:53.192	3.996	4.407	22.215	7.352	283.9	10:24	1:24:51.042
12	2	4:04.673	39.103	1:33.172	1:52.398	3.966	4.411	21.715	7.224	286.9	10:28	1:28:55.715
13	2	4:10.027	41.630	1:34.107	1:54.290	3.985	4.390	23.121	7.393	285.4	10:33	1:33:05.742
14	2	4:36.207 B	38.583	1:35.971	2:21.653		4.408	26.975		283.2	10:37	1:37:41.949
15	1	28:35.839 B	...	1:43.443	2:11.851			26.048		268.4	11:06	2:06:17.788
16	1	5:26.139	1:43.770	1:38.813	2:03.556	4.509		24.938	9.078	280.3	11:11	2:11:43.927
17	1	4:25.625	43.722	1:38.063	2:03.840	4.383	4.724	25.342	8.625	281.0	11:16	2:16:09.552
18	1	4:20.343	41.839	1:37.741	2:00.763	4.281	4.590	24.094	8.616	281.0	11:20	2:20:29.895
19	1	4:19.508	41.295	1:37.384	2:00.829	4.249	4.554	24.497	8.509	280.3	11:24	2:24:49.403
20	1	4:20.485	41.383	1:36.806	2:02.296	4.260	4.535	24.621	8.281	281.7	11:29	2:29:09.888
21	1	4:19.957	42.023	1:37.150	2:00.784	4.259	4.532	24.285	8.663	281.0	11:33	2:33:29.845
22	1	4:18.946	41.478	1:37.004	2:00.464	4.227	4.605	24.566	8.608	283.2	11:37	2:37:48.791
23	1	4:24.473	42.235	1:41.764	2:00.474	4.152	4.536	24.815	8.438	284.7	11:42	2:42:13.264
24	1	4:26.556 B	41.268	1:37.223	2:08.065		4.522	24.466		278.8	11:46	2:46:39.820
25	1	7:20.183	3:41.601	1:37.548	2:01.034	4.342		24.106	8.854	281.7	11:54	2:54:00.003
26	1	4:18.979	42.760	1:35.821	2:00.398	4.155	4.603	23.966	8.482	283.9	11:58	2:58:18.982
27	1	4:20.492	41.559	1:37.031	2:01.902	4.171	4.514	24.052	8.445	282.5	12:02	3:02:39.474
28	1	4:18.797	41.362	1:36.637	2:00.798	4.250	4.498	23.849	9.378	283.2	12:06	3:06:58.271
29	1	4:24.868 B	41.703	1:36.126	2:07.039		4.505	24.127		282.5	12:11	3:11:23.139
30	2	7:46.686	4:17.409	1:35.343	1:53.934	4.017		21.697	7.122	273.2	12:19	3:19:09.825
31	2	4:04.590	38.693	1:32.928	1:52.969	4.027	4.493	21.308	7.530	283.9	12:23	3:23:14.415
32	2	4:04.301	38.939	1:33.001	1:52.361	3.966	4.495	21.460	7.030	284.7	12:27	3:27:18.716
33	2	4:44.245 B	38.962	1:33.232	2:32.051		4.444	34.393		284.7	12:32	3:32:02.961
34	2	10:34.278	4:13.145	2:58.192	3:22.941	6.470		33.359	9.048	111.9	12:42	3:42:37.239
35	2	7:31.629	1:04.007	3:03.950	3:23.672	5.923	8.338	40.955	9.289	96.9	12:50	3:50:08.868
36	2	5:11.979	1:10.098	2:06.656	1:55.225	4.050	10.573	21.674	7.362	157.7	12:55	3:55:20.847
37	2	4:03.626	38.566	1:32.824	1:52.236	3.996	4.471	21.692	7.114	286.2	12:59	3:59:24.473
38	2	4:02.292	38.432	1:32.471	1:51.389		4.455	21.359	7.139	284.7	13:03	4:03:26.765

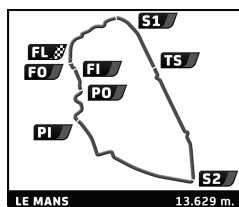
70 Team Taisan
1. Martin RICH
2. Shinji NAKANO

Ferrari 458 Italia
LMGTE Am

1	1	9:11.032 B	4:34.792					25.582			09:09	9:11.032
2	1	7:27.985	3:10.413			4.480		25.231	9.118	188.5	09:16	16:39.017
3	1	4:36.994 B	43.393					23.979			09:21	21:16.011
4	1	8:26.154	4:44.258			4.200		23.592	8.689		09:29	29:42.165
5	1	4:14.908	41.044			4.134		22.271	8.046		09:33	33:57.073
6	1	4:21.695	39.838			4.076		22.342	7.778		09:38	38:18.768
7	1	4:11.491	40.013			4.123		21.786	7.829		09:42	42:30.259
8	1	4:08.581	39.514			3.997		21.936	7.553		09:46	46:38.840
9	1	4:16.960 B	39.135					21.615			09:50	50:55.800
10	1	8:03.189	4:19.711			4.186		24.773	9.092		09:58	58:58.989
11	1	4:26.947	40.540			4.119		25.041	9.140		10:03	1:03:25.936
12	1	4:12.256	40.007			4.050		23.347	8.116		10:07	1:07:38.192
13	1	4:11.881	39.477			4.029		22.884	7.798		10:11	1:11:50.073
14	1	4:19.031 B	39.437					22.838			10:16	1:16:09.104
15	1	17:16.197	...			4.101		27.225	8.806		10:33	1:33:25.301
16	1	5:01.483	43.255			5.062		27.267	10.501		10:38	1:38:26.784
17	1	6:13.463	1:30.369			4.247	6.530	27.670	10.460	166.4	10:44	1:44:40.247
18	1	5:02.408	1:20.395			4.962	8.378	23.648	9.660		10:49	1:49:42.655



24h LE MANS



TEST DAY 24 HEURES DU MANS 2014 Test Practice 1

Sector Analysis

■ Personal Best ■ Session Best B Crossing the finish line in pit lane

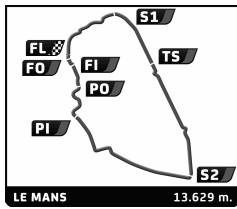
Lap	D	Time	Sector 1	Sector 2	Sector 3	T6	T7	Porsche	Ford	T. Spd	Hour	Elapsed
19	1	5:01.396	1:23.137			4.770	7.728	22.731	9.005		10:54	1:54:44.051
20	1	4:53.628	1:19.867			4.054	8.740	22.806	7.875		10:59	1:59:37.679
21	1	4:12.278	40.335			4.060		22.844	7.851		11:03	2:03:49.957
22	1	4:09.904	39.632			4.090		21.996	7.759		11:07	2:07:59.861
23	1	4:08.278	39.673			4.020		21.929	7.707		11:12	2:12:08.139
24	1	4:09.913	39.226			4.023		22.282	7.890		11:16	2:16:18.052
25	1	4:18.708B	39.452					23.182		285.4	11:20	2:20:36.760
26	1	9:51.489	6:15.763			4.036		23.158	7.815	286.2	11:30	2:30:28.249
27	1	4:09.070	40.120			4.033		21.946	7.514	285.4	11:34	2:34:37.319
28	1	4:16.857B	39.188					22.803			11:38	2:38:54.176
29	2	7:39.853	4:06.367			4.084		22.245	7.829		11:46	2:46:34.029
30	2	4:09.468	39.670			4.059		21.568	7.585		11:50	2:50:43.497
31	2	4:07.465	39.290			4.031		21.108	7.569	291.6	11:54	2:54:50.962
32	2	4:07.333	38.852			3.989		21.434	7.256		11:58	2:58:58.295
33	2	4:04.996	38.673			3.953		21.095	7.176		12:03	3:03:03.291
34	2	4:17.885B	40.303					21.602		289.3	12:07	3:07:21.176
35	2	5:38.548	2:09.158	1:33.595	1:55.795	4.009		21.359	8.378	286.9	12:12	3:12:59.724
36	2	4:04.668	38.388			3.998	4.477	21.147	7.277	286.2	12:17	3:17:04.392
37	2	4:02.715	38.256			3.981	4.467	20.816	7.163		12:21	3:21:07.107
38	2	4:54.368	1:24.551			4.025	4.892	21.260	7.524	281.7	12:26	3:26:01.475
39	2	4:02.499	38.242			3.978	4.502	20.677	7.111	282.5	12:30	3:30:03.974
40	2	5:16.388B	41.490				4.472	27.881		186.8	12:35	3:35:20.362

71	AF Corse		Ferrari 458 Italia
	1.Davide RIGON	3.Olivier BERETTA	LMGTE Pro
	2.James CALADO		

1	1	5:09.044B	1:11.304	1:43.802	2:13.938			25.580		203.0	09:05	5:09.044
2	1	6:21.529	2:37.826	1:40.259	2:03.444	4.112		25.837	8.492	237.8	09:11	11:30.573
3	1	4:19.473	40.562	1:38.492	2:00.419	4.102	4.473	24.651	8.165	283.2	09:15	15:50.046
4	1	4:21.575	40.543	1:38.562	2:02.470	4.087	4.467	26.774	8.023	228.2	09:20	20:11.621
5	1	4:13.506	39.583	1:36.080	1:57.843	4.018	4.461	23.894	7.603	284.7	09:24	24:25.127
6	1	4:19.480B	39.104	1:35.454	2:04.922		4.446	24.148		279.5	09:28	28:44.607
7	1	35:27.684	...	1:36.500	1:56.865	4.016		23.241	7.500	263.2	10:04	1:04:12.291
8	1	4:07.803	38.381	1:34.065	1:55.357	3.976	4.438	22.792	7.733	286.2	10:08	1:08:20.094
9	1	4:07.216	38.937	1:34.041	1:54.238	3.949	4.407	22.474	7.570	287.7	10:12	1:12:27.310
10	1	4:15.013B	38.678	1:34.091	2:02.244		4.399	23.168		288.5	10:16	1:16:42.323
11	2	6:43.809	3:07.690	1:38.043	1:58.076	4.154		23.686	7.971	286.9	10:23	1:23:26.132
12	2	4:08.059	39.948	1:34.094	1:54.017	4.089	4.466	22.421	7.662	287.7	10:27	1:27:34.191
13	2	4:05.266	39.076	1:33.656	1:52.534	4.015	4.432	21.728	7.404	288.5	10:31	1:31:39.457
14	2	4:17.900B	38.165	1:32.728	2:07.007		4.417	25.247		287.7	10:35	1:35:57.357
15	2	11:06.007	6:24.028	2:44.514	1:57.465	4.227		22.226	8.127	211.7	10:47	1:47:03.364
16	2	4:43.181	1:16.545	1:32.963	1:53.673	4.306	7.732	21.148	8.676	291.6	10:51	1:51:46.545
17	2	4:50.067B	1:15.517	1:32.364	2:02.186		7.673	21.204		290.0	10:56	1:56:36.612
18	2	5:43.704	2:13.892	1:32.476	1:57.336	3.941		21.402	10.032	291.6	11:02	2:02:20.316
19	2	4:04.149	38.018	1:32.135	1:53.996	4.007	4.423	22.175	7.382	290.0	11:06	2:06:24.465
20	2	4:00.038	37.952	1:31.485	1:50.601	4.001	4.433	21.056	7.343	293.2	11:10	2:10:24.503
21	2	4:13.387B	38.512	1:33.359	2:01.516		4.431	22.468		287.7	11:14	2:14:37.890
22	3	6:59.388	3:23.591	1:38.634	1:57.163	4.064		22.973	7.589	279.5	11:21	2:21:37.278
23	3	4:04.132	38.688	1:33.449	1:51.995	4.148	4.438	21.585	7.175	286.9	11:25	2:25:41.410
24	3	4:02.788	38.221	1:32.616	1:51.951	4.074	4.457	21.668	7.002	291.6	11:29	2:29:44.198
25	3	4:03.252	38.621	1:32.807	1:51.824	4.036	4.427	21.441	7.050	290.8	11:33	2:33:47.450
26	3	4:01.717	38.218	1:32.421	1:51.078	4.061	4.439	21.021	7.155	290.8	11:37	2:37:49.167
27	3	4:21.590B	41.766	1:34.786	2:05.038		4.424	22.620		289.3	11:42	2:42:10.757
28	3	9:07.557	5:34.167	1:38.053	1:55.337	4.601		21.509	7.632	251.6	11:51	2:51:18.314
29	3	4:02.615	38.480	1:32.796	1:51.339	4.046	4.597	20.860	7.225	289.3	11:55	2:55:20.929
30	3	4:01.898	38.501	1:32.486	1:50.911	4.079	4.462	20.945	7.153	290.0	11:59	2:59:22.827
31	3	4:03.154	38.551	1:32.470	1:52.133	4.035	4.472	21.565	7.124	292.4	12:03	3:03:25.981
32	3	4:08.694	39.474	1:32.548	1:56.672	4.071	4.440	22.152	9.312	290.0	12:07	3:07:34.675



24h LE MANS



TEST DAY 24 HEURES DU MANS 2014

Test Practice 1

Sector Analysis

■ Personal Best ■ Session Best B Crossing the finish line in pit lane

Lap	D	Time	Sector 1	Sector 2	Sector 3	T6	T7	Porsche	Ford	T. Spd	Hour	Elapsed
33	3	4:22.404 B	39.725	1:37.156	2:05.523		4.453	23.230		249.3	12:11	3:11:57.079
34	1	6:08.819	2:35.424	1:38.194	1:55.201	3.959		22.809	7.508	248.1	12:18	3:18:05.898
35	1	4:09.387	38.215	1:32.391	1:58.781	6.492	4.424	22.048	9.129	290.8	12:22	3:22:15.285
36	1	4:50.680	1:20.487	1:35.074	1:55.119	3.973	12.056	22.253	7.542	286.9	12:27	3:27:05.965
37	1	4:47.568	38.020	1:34.018	2:35.530	6.487	4.436	33.994	10.764	290.8	12:31	3:31:53.533
38	1	7:40.494 B	1:01.745	3:16.658	3:22.091		7.793	33.870		120.2	12:39	3:39:34.027

72	SMP Racing											Ferrari 458 Italia
	1. Andrea BERTOLINI		3. Aleksey BASOV									LMGTE Am
	2. Viktor SHAITAR											

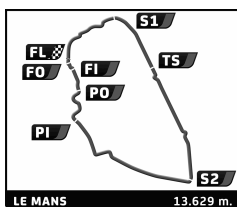
1	1	17:38.206 B	...	1:40.476	2:08.739			25.615		215.5	09:17	17:38.206
2	1	6:12.491	2:33.378	1:37.284	2:01.829	4.082		24.255	8.580	249.3	09:23	23:50.697
3	1	4:09.992	39.725	1:35.291	1:54.976	3.998	4.485	22.754	7.498	277.4	09:28	28:00.689
4	1	4:06.285	38.865	1:34.289	1:53.131	3.956	4.467	22.099	7.194	282.5	09:32	32:06.974
5	1	4:04.457	38.220	1:33.692	1:52.545	3.925	4.448	21.862	7.184	283.2	09:36	36:11.431
6	1	4:17.294 B	38.455	1:34.815	2:04.024		4.432	23.239		283.2	09:40	40:28.725
7	2	8:15.554	4:28.207	1:42.601	2:04.746	4.227		25.066	8.598	257.0	09:48	48:44.279
8	2	4:16.270	40.907	1:36.630	1:58.733	4.075	4.535	23.518	8.139	280.3	09:53	53:00.549
9	2	4:11.118	39.877	1:34.948	1:56.293	4.068	4.493	22.976	7.609	283.2	09:57	57:11.667
10	2	4:08.693	39.212	1:34.514	1:54.967	4.034	4.495	22.395	7.614	282.5	10:01	1:01:20.360
11	2	4:18.177 B	38.989	1:33.865	2:05.323		4.475	22.736		284.7	10:05	1:05:38.537
12	3	7:07.817	3:22.649	1:39.784	2:05.384	4.643		25.307	9.450	249.3	10:12	1:12:46.354
13	3	4:20.459	41.831	1:37.371	2:01.257	4.378	4.635	24.176	8.628	262.6	10:17	1:17:06.813
14	3	4:16.830	40.362	1:36.622	1:59.846	4.295	4.559	23.726	8.497	278.8	10:21	1:21:23.643
15	3	4:14.823	40.161	1:36.669	1:57.993	4.237	4.533	23.371	8.239	282.5	10:25	1:25:38.466
16	3	4:24.192 B	41.057	1:36.739	2:06.396		4.526	23.294		283.9	10:30	1:30:02.658
17	2	10:08.522	4:55.351	1:57.028	3:16.143	5.913		36.275	9.860	180.3	10:40	1:40:11.180
18	2	6:49.365	1:55.718	2:52.347	2:01.300	4.163	9.584	24.351	7.988	211.3	10:47	1:47:00.545
19	2	4:50.745	1:15.867	1:35.957	1:58.921	4.498	6.958	23.924	7.837	282.5	10:51	1:51:51.290
20	2	4:49.731	1:17.663	1:35.944	1:56.124	4.117	6.528	22.780	7.473	276.0	10:56	1:56:41.021
21	2	4:47.167	1:17.959	1:34.151	1:55.057	3.984	10.763	23.050	7.453	286.9	11:01	2:01:28.188
22	2	4:04.571	38.595	1:33.396	1:52.580	3.962	4.457	21.719	7.232	286.9	11:05	2:05:32.759
23	2	4:02.745	38.324	1:32.644	1:51.777	4.042	4.449	21.267	7.155	286.9	11:09	2:09:35.504
24	2	4:04.054	38.231	1:34.047	1:51.776	3.946	4.463	21.261	7.206	288.5	11:13	2:13:39.558
25	2	4:13.806 B	38.534	1:34.489	2:00.783		4.426	21.228		283.9	11:17	2:17:53.364
26	3	6:44.712	3:07.247	1:39.079	1:58.386	4.126		23.901	7.944	283.9	11:24	2:24:38.076
27	3	4:15.557	39.983	1:35.316	2:00.258	4.292	4.485	23.185	8.268	285.4	11:28	2:28:53.633
28	3	4:12.151	40.535	1:35.554	1:56.062	4.136	4.522	22.691	7.885	285.4	11:33	2:33:05.784
29	3	4:10.337	40.600	1:34.757	1:54.980	4.060	4.500	22.427	7.574	286.9	11:37	2:37:16.121
30	3	4:10.836	39.728	1:34.022	1:57.086	4.499	4.476	22.430	8.198	289.3	11:41	2:41:26.957
31	3	4:11.589	39.794	1:34.457	1:57.338	4.080	4.569	24.393	7.864	289.3	11:45	2:45:38.546
32	3	4:11.501	39.420	1:35.743	1:56.338	4.103	4.474	22.471	7.959	288.5	11:49	2:49:50.047
33	3	4:10.053	39.127	1:33.911	1:57.015	4.089	4.472	22.631	8.974	290.0	11:54	2:54:00.100
34	3	4:09.245	40.565	1:33.823	1:54.857	4.086	4.472	22.223	7.987	287.7	11:58	2:58:09.345
35	3	4:21.570 B	39.652	1:34.464	2:07.454		4.479	22.363		288.5	12:02	3:02:30.915

73	Corvette Racing											Chevrolet Corvette - C7
	1. Jan MAGNUSSEN		3. Jordan TAYLOR									LMGTE Pro
	2. Antonio GARCIA											

1	1	5:03.183 B	1:05.472	1:46.533	2:11.178			25.099		189.1	09:05	5:03.183
2	1	16:32.402	...	1:38.817	1:55.882	4.194		22.063	8.086	220.8	09:21	21:35.585
3	1	4:06.760	38.851	1:33.935	1:53.974	4.131	4.490	21.505	8.758	286.9	09:25	25:42.345
4	1	4:03.527	38.649	1:33.300	1:51.578	4.068	4.467	21.086	7.458	288.5	09:29	29:45.872
5	1	4:02.481	38.137	1:32.773	1:51.571	4.084	4.451	21.134	7.367	288.5	09:33	33:48.353
6	1	4:11.240 B	38.212	1:33.289	1:59.739		4.455	21.819		287.7	09:37	37:59.593
7	1	37:10.906	...	1:37.760	1:59.470	4.052		22.230	7.704	248.1	10:15	1:15:10.499
8	1	4:01.225	38.183	1:32.617	1:50.425	4.028	4.443	20.831	7.144	284.7	10:19	1:19:11.724
9	1	4:04.098	39.126	1:34.072	1:50.900	3.992	4.424	20.800	7.570	280.3	10:23	1:23:15.822
10	1	4:03.749	38.118	1:32.375	1:53.256	3.990	4.417	21.698	8.471	285.4	10:27	1:27:19.571



24h LE MANS



TEST DAY 24 HEURES DU MANS 2014 Test Practice 1

Sector Analysis

■ Personal Best ■ Session Best B Crossing the finish line in pit lane

Lap	D	Time	Sector 1	Sector 2	Sector 3	T6	T7	Porsche	Ford	T. Spd	Hour	Elapsed
11	1	4:09.175B	39.367	1:32.473	1:57.335		4.408	21.175		285.4	10:31	1:31:28.746
12	1	15:42.801	...	2:51.234	1:57.994	4.645		23.078	8.418	210.1	10:47	1:47:11.547
13	1	4:40.222	1:11.370	1:33.744	1:55.108	4.151	6.426	22.518	8.010	285.4	10:51	1:51:51.769
14	1	5:11.531B	1:14.718	1:33.146	2:23.667		6.528	29.988		286.2	10:57	1:57:03.300
15	1	17:48.008	...	1:37.364	1:51.586	4.015		20.976	7.152	260.7	11:14	2:14:51.308
16	1	4:07.942B	37.718	1:31.528	1:58.696		4.454	20.118		286.9	11:18	2:18:59.250
17	1	8:50.204	5:26.803	1:32.708	1:50.693	3.959		20.700	7.423	283.9	11:27	2:27:49.454
18	1	4:00.522	37.584	1:31.659	1:51.279	4.027	4.424	20.294	7.232	286.9	11:31	2:31:49.976
19	1	4:03.526	39.629	1:32.153	1:51.744	3.979	4.442	20.597	7.061	286.2	11:35	2:35:53.502
20	1	3:59.529	37.662	1:31.935	1:49.932	4.038	4.452	20.268	7.158	283.2	11:39	2:39:53.031
21	1	4:06.244B	38.285	1:31.884	1:56.075		4.457	20.564		285.4	11:43	2:43:59.275
22	2	7:23.646	3:54.583	1:35.848	1:53.215	3.991		21.700	7.313	268.4	11:51	2:51:22.921
23	2	4:01.093	38.215	1:31.994	1:50.884	3.966	4.439	20.997	6.997	280.3	11:55	2:55:24.014
24	2	3:59.857	37.855	1:31.825	1:50.177	3.954	4.425	20.776	7.037	281.0	11:59	2:59:23.871
25	2	4:05.219	37.993	1:32.818	1:54.408	3.937	4.417	21.989	7.429	271.1	12:03	3:03:29.090
26	2	4:12.646B	37.755	1:32.044	2:02.847		4.396	20.848		283.9	12:07	3:07:41.736
27	2	18:38.466	...	1:35.851	1:51.598	4.017		21.045	7.096	275.3	12:26	3:26:20.202
28	2	4:08.556B	37.825	1:32.165	1:58.566		4.466	20.866		286.9	12:30	3:30:28.758

74

Corvette Racing

1.Oliver GAVIN
2.Tommy MILNER

3.Richard WESTBROOK

Chevrolet Corvette - C7

LMGTE Pro

1	1	5:00.255B	1:02.211	1:48.285	2:09.759			25.288		196.3	09:05	5:00.255
2	1	7:24.477	3:46.529	1:38.898	1:59.050	4.264		23.594	8.077	246.4	09:12	12:24.732
3	1	4:11.661	40.025	1:35.324	1:56.312	4.118	4.513	22.927	7.760	267.8	09:16	16:36.393
4	1	4:06.447	39.115	1:33.702	1:53.630	4.069	4.470	22.235	7.616	283.9	09:20	20:42.840
5	1	4:04.008	38.624	1:33.076	1:52.308	4.018	4.453	21.774	7.300	283.9	09:24	24:46.848
6	1	4:12.337B	39.782	1:33.694	1:58.861		4.438	21.842		282.5	09:28	28:59.185
7	1	38:08.313	...	1:35.047	1:52.252	4.041		21.384	7.091	275.3	10:07	1:07:07.498
8	1	4:02.785	38.267	1:32.509	1:52.009	3.985	4.463	21.553	7.093	284.7	10:11	1:11:10.283
9	1	4:01.933	38.092	1:33.084	1:50.757	4.115	4.438	20.850	7.053	286.2	10:15	1:15:12.216
10	1	4:01.145	38.187	1:32.298	1:50.660	4.059	4.473	20.927	6.995	288.5	10:19	1:19:13.361
11	1	4:09.344B	38.162	1:34.025	1:57.157		4.460	20.841		276.7	10:23	1:23:22.705
12	1	48:21.126	...	1:35.950	1:54.828	4.113		21.337	8.957	248.1	11:11	2:11:43.831
13	1	4:02.352	38.423	1:32.989	1:50.940	3.982	4.503	20.911	7.130	284.7	11:15	2:15:46.183
14	1	4:01.338	38.231	1:32.389	1:50.718	4.032	4.449	20.761	7.024	287.7	11:19	2:19:47.521
15	1	4:10.251B	38.652	1:33.598	1:58.001		4.463	21.241		286.2	11:23	2:23:57.772
16	1	8:39.057	5:02.782	1:38.213	1:58.062	3.967		21.205	7.012	269.1	11:32	2:32:36.829
17	1	3:59.289	37.583	1:31.950	1:49.756	4.026	4.457	20.284	7.023	288.5	11:36	2:36:36.118
18	1	4:02.093	37.916	1:31.938	1:52.239	4.073	4.472	21.479	8.305	289.3	11:40	2:40:38.211
19	1	4:01.752	37.733	1:31.643	1:52.376	4.031	4.487	20.909	7.993	286.9	11:44	2:44:39.963
20	1	4:06.789B	37.780	1:31.683	1:57.326		4.463	20.518		289.3	11:48	2:48:46.752
21	2	8:01.699	4:29.099	1:36.738	1:55.862	4.126		22.272	7.392	255.1	11:56	2:56:48.451
22	2	4:04.480	38.539	1:33.450	1:52.491	4.070	4.512	21.218	7.127	287.7	12:00	3:00:52.931
23	2	4:03.643	38.147	1:32.641	1:52.855	4.014	4.497	22.511	6.983	286.9	12:04	3:04:56.574
24	2	4:03.969	37.966	1:32.419	1:53.584	3.974	4.457	20.854	8.098	286.9	12:09	3:09:00.543
25	2	4:09.800B	38.013	1:32.147	1:59.640		4.457	22.817		289.3	12:13	3:13:10.343
26	2	8:36.012	5:07.385	1:33.710	1:54.917	5.528		20.761	8.532	282.5	12:21	3:21:46.355
27	2	4:39.240	1:14.479	1:33.076	1:51.685	3.979	7.182	21.199	7.143	271.8	12:26	3:26:25.595
28	2	4:03.496	37.854	1:32.734	1:52.908	4.123	4.471	20.852	7.390	287.7	12:30	3:30:29.091
29	2	7:14.970B	48.181	3:12.342	3:14.447		4.523	34.684		121.3	12:37	3:37:44.061
30	2	19:35.590	...	1:36.118	1:52.171	3.978		20.866	7.169	256.4	12:57	3:57:19.651
31	2	3:59.517	37.752	1:31.945	1:49.820		4.448	20.275	6.943	286.9	13:01	4:01:19.168

75

Prosped Competition

1.François PERRODO
2.Emmanuel COLLARD

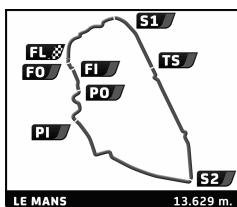
Porsche 911 GT3 RSR

LMGTE Am

1	2	4:40.249B	50.584	1:39.820	2:09.845			25.250		238.3	09:04	4:40.249
2	2	8:00.771	4:27.206	1:35.720	1:57.845	4.114		23.607	8.131	280.3	09:12	12:41.020



24h LE MANS



TEST DAY 24 HEURES DU MANS 2014 Test Practice 1

Sector Analysis

■ Personal Best ■ Session Best B Crossing the finish line in pit lane

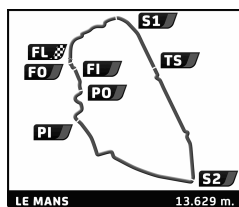
Lap	D	Time	Sector 1	Sector 2	Sector 3	T6	T7	Porsche	Ford	T. Spd	Hour	Elapsed
3	2	2:29:18.556	39.974		4.441				11:41	2:41:59.576
4	2	4:03.575									11:46	2:46:03.151
5	2	4:04.237									11:50	2:50:07.388
6	2	4:17.478B									11:54	2:54:24.866
7	2	15:23.682	...	1:33.871	1:53.059			21.224	7.743	285.4	12:09	3:09:48.548
8	2	4:02.609	38.782	1:32.246	1:51.581	4.078	4.446	20.923	7.350	287.7	12:13	3:13:51.157
9	2	4:04.146	38.802	1:32.218	1:53.126	4.104	4.460	22.641	7.271	290.8	12:17	3:17:55.303
10	2	4:11.935B	38.853	1:32.387	2:00.695		4.481	21.228		290.0	12:22	3:22:07.238
11	2	10:58.554B	6:37.472	1:44.101	2:36.981			28.517		285.4	12:33	3:33:05.792
12	2	13:45.606	7:32.671	3:06.620	3:06.315	5.520		34.736	8.926	108.6	12:46	3:46:51.398
13	2	6:37.315	1:02.101	3:05.092	2:30.122	4.019	7.202	23.706	7.407	106.6	12:53	3:53:28.713
14	2	4:02.275	38.660	1:32.278	1:51.337	3.998	4.452	20.971	7.206	288.5	12:57	3:57:30.988
15	2	4:01.491	38.466	1:31.808	1:51.217		4.425	21.063	7.225	290.0	13:01	4:01:32.479

76		IMSA Performance Matmut		3.David HALLYDAY		Porsche 911 GT3 RSR LMGTE Am						
		1.Raymond NARAC										
		2.Nicolas ARMINDO										
1	1	1:28:55.149	...	1:52.891	2:09.749	4.221		26.345	8.516	177.9	10:28	1:28:55.149
2	1	4:20.933	41.617	1:37.718	2:01.598	4.199	4.536	24.446	8.355	252.2	10:33	1:33:16.082
3	1	14:35.280B	9:14.454	2:57.224	2:23.602		4.507	27.530		162.7	10:47	1:47:51.362
4	1	1:23:19.181	...	1:40.465	2:01.022	4.112		23.478	8.893	218.5	12:11	3:11:10.543
5	1	4:15.574	40.983	1:37.483	1:57.108	4.376	4.521	22.986	7.719	231.6	12:15	3:15:26.117
6	1	4:10.430	39.579	1:34.847	1:56.004	4.084	4.589	22.501	7.816	281.7	12:19	3:19:36.547
7	1	4:19.858B	39.595	1:34.969	2:05.294		4.523	22.460		283.9	12:23	3:23:56.405
8	3	15:39.670	9:10.587	3:17.888	3:11.195	4.700		30.956	9.387	120.9	12:39	3:39:36.075
9	3	7:24.240B	1:01.144	3:06.870	3:16.226		6.784	34.649		105.7	12:47	3:47:00.315

77		Dempsey Racing - Proton		3.Patrick LONG		Porsche 911 RSR LMGTE Am						
		1.Patrick DEMPSEY										
		2.Joe FOSTER										
1	3	47:45.592B	...	2:12.096	2:36.866			29.379		150.5	09:47	47:45.592
2	3	11:56.646	8:24.910	1:35.592	1:56.144	3.951		23.295	7.772	268.4	09:59	59:42.238
3	3	4:03.516	38.425	1:32.715	1:52.376	3.992	4.443	21.770	7.204	286.2	10:03	1:03:45.754
4	3	4:01.548	38.040	1:32.015	1:51.493	3.938	4.449	21.330	7.200	286.9	10:07	1:07:47.302
5	3	4:01.710	38.039	1:31.787	1:51.884	3.967	4.431	21.796	7.298	288.5	10:11	1:11:49.012
6	3	4:13.202B	38.433	1:33.177	2:01.592		4.426	21.775		287.7	10:16	1:16:02.214
7	3	10:43.606	7:18.622	1:33.325	1:51.659	3.979		21.471	7.078	285.4	10:26	1:26:45.820
8	3	4:00.837	37.878	1:31.870	1:51.089	3.983	4.442	21.106	6.952	286.2	10:30	1:30:46.657
9	3	4:01.356	38.182	1:31.918	1:51.256	3.963	4.436	21.282	7.249	287.7	10:34	1:34:48.013
10	3	5:28.870B	40.653	1:41.164	3:07.053		4.422	37.411		242.6	10:40	1:40:16.883
11	1	14:46.161	...	1:42.985	2:13.660	9.251		26.805	11.921	238.8	10:55	1:55:03.044
12	1	5:12.751	1:34.760	1:38.011	1:59.980	4.070	15.674	24.077	8.167	273.9	11:00	2:00:15.795
13	1	4:16.214	40.369	1:37.112	1:58.733	4.083	4.490	23.659	7.769	283.9	11:04	2:04:32.009
14	1	4:13.989	39.962	1:37.439	1:56.588	4.065	4.497	23.368	7.523	263.9	11:08	2:08:45.998
15	1	4:11.783	39.555	1:35.443	1:56.785	4.055	4.514	23.211	8.363	288.5	11:12	2:12:57.781
16	1	4:26.367B	40.409	1:38.292	2:07.666		4.464	22.985		286.9	11:17	2:17:24.148
17	1	19:38.430	...	1:38.194	2:00.006	4.111		24.555	7.858	278.8	11:37	2:37:02.578
18	1	4:28.219B	40.035	1:35.780	2:12.404		4.519	22.747		286.2	11:41	2:41:30.797
19	1	9:37.102	6:06.712	1:35.663	1:54.727	4.003		22.270	7.569	265.8	11:51	2:51:07.899
20	1	4:07.276	38.796	1:34.292	1:54.188	3.984	4.485	22.293	7.377	287.7	11:55	2:55:15.175
21	1	4:05.870	38.596	1:34.060	1:53.214	4.022	4.478	21.995	7.283	288.5	11:59	2:59:21.045
22	1	4:08.884	38.496	1:34.920	1:55.468	4.011	4.500	22.253	8.136	288.5	12:03	3:03:29.929
23	1	4:12.474	39.007	1:33.855	1:59.612	4.400	4.450	22.650	8.754	289.3	12:07	3:07:42.403
24	1	4:19.801B	39.246	1:35.904	2:04.651		4.628	22.252		278.8	12:12	3:12:02.204
25	2	9:16.440	5:33.800	1:40.403	2:02.237	4.808		24.119	8.625	245.9	12:21	3:21:18.644
26	2	4:53.568	1:20.977	1:35.854	1:56.737	4.094	7.003	22.859	7.983	285.4	12:26	3:26:12.212
27	2	4:15.210	40.798	1:34.728	1:59.684	4.270	4.535	23.544	8.565	287.7	12:30	3:30:27.422
28	2	7:15.062	49.153	3:11.766	3:14.143	5.841	4.713	34.748	10.261	133.6	12:37	3:37:42.484
29	2	7:28.836	1:04.179	3:10.668	3:13.989	5.321	7.253	34.081	11.085	114.0	12:45	3:45:11.320



24h LE MANS



TEST DAY 24 HEURES DU MANS 2014 Test Practice 1

Sector Analysis

■ Personal Best ■ Session Best B Crossing the finish line in pit lane

Lap	D	Time	Sector 1	Sector 2	Sector 3	T6	T7	Porsche	Ford	T. Spd	Hour	Elapsed
30	2	7:29.712	1:05.255	3:12.172	3:12.285	4.235	7.333	34.096	9.394	109.5	12:52	3:52:41.032
31	2	4:18.561	43.532	1:38.237	1:56.792	4.084	4.582	23.068	7.798	238.8	12:56	3:56:59.593
32	2	4:08.154	39.606	1:34.141	1:54.407		4.483	22.376	7.577	288.5	13:01	4:01:07.747

81	AF Corse											Ferrari 458 Italia
	1. Stephen WYATT		3. Sam BIRD									LMGTE Am
	2. Michele RUGOLO											

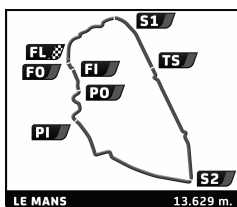
1	3	6:04.112B	2:06.046	1:42.670	2:15.396			25.963		219.9	09:06	6:04.112
2	3	7:41.068	4:02.628	1:38.362	2:00.078	4.132		23.472	8.373	265.8	09:13	13:45.180
3	3	4:20.106B	40.317	1:36.376	2:03.413		4.482	22.767		279.5	09:18	18:05.286
4	1	52:37.878	...	1:37.216	1:56.578	3.959		22.381	7.647	271.8	10:10	1:10:43.164
5	1	4:08.721	39.438	1:34.719	1:54.564	3.995	4.419	22.431	7.543	284.7	10:14	1:14:51.885
6	1	4:07.300	38.880	1:33.835	1:54.585	3.967	4.418	22.001	7.426	286.2	10:18	1:18:59.185
7	1	4:04.879	38.767	1:33.437	1:52.675	3.985	4.414	21.749	7.113	287.7	10:23	1:23:04.064
8	1	4:02.317	38.016	1:32.774	1:51.527	3.915	4.420	21.250	7.143	286.9	10:27	1:27:06.381
9	1	4:01.200	37.955	1:32.454	1:50.791	3.920	4.401	20.966	7.026	287.7	10:31	1:31:07.581
10	1	4:10.986B	37.877	1:33.874	1:59.235		4.394	21.251		276.7	10:35	1:35:18.567
11	1	12:00.843	6:56.676	3:00.638	2:03.529	4.259		24.782	8.746	184.0	10:47	1:47:19.410
12	1	4:49.690	1:10.937	1:38.999	1:59.754	4.349	6.740	23.828	8.835	281.0	10:52	1:52:09.100
13	1	4:47.690	1:12.749	1:36.465	1:58.476	4.236	5.685	23.586	8.324	285.4	10:56	1:56:56.790
14	1	4:49.785	1:15.082	1:36.623	1:58.080	4.128	6.612	23.258	8.246	288.5	11:01	2:01:46.575
15	1	4:16.230	41.344	1:36.059	1:58.827	4.124	4.479	23.360	8.116	290.0	11:06	2:06:02.805
16	1	4:12.607	40.198	1:35.153	1:57.256	4.278	4.477	22.522	9.095	290.8	11:10	2:10:15.412
17	1	4:11.809	40.358	1:34.732	1:56.719	4.027	4.527	22.738	8.309	289.3	11:14	2:14:27.221
18	1	4:10.877	40.408	1:35.097	1:55.372	4.038	4.527	22.524	7.907	285.4	11:18	2:18:38.098
19	1	4:09.385	39.235	1:34.580	1:55.570	4.036	4.470	22.430	7.948	288.5	11:22	2:22:47.483
20	1	4:08.905	39.241	1:34.310	1:55.354	4.040	4.466	22.349	8.031	288.5	11:26	2:26:56.388
21	1	4:24.277B	39.563	1:34.749	2:09.965		4.454	22.663		289.3	11:31	2:31:20.665
22	2	6:53.337	3:21.734	1:35.218	1:56.385	4.040		23.458	7.692	252.8	11:38	2:38:14.002
23	2	4:05.377	38.982	1:33.358	1:53.037	3.961	4.468	22.281	7.278	275.3	11:42	2:42:19.379
24	2	4:05.305	38.817	1:33.106	1:53.382	4.078	4.436	21.729	7.135	289.3	11:46	2:46:24.684
25	2	4:02.110	38.209	1:32.286	1:51.615	4.000	4.468	21.199	7.036	288.5	11:50	2:50:26.794
26	2	4:00.410	37.985	1:31.847	1:50.578	3.930	4.451	20.977	7.010	288.5	11:54	2:54:27.204
27	2	4:00.475	37.854	1:31.867	1:50.754	4.254	4.436	20.980	7.121	289.3	11:58	2:58:27.679
28	2	4:18.138B	37.895	1:33.184	2:07.059		4.558	24.065		294.0	12:02	3:02:45.817
29	1	5:58.888	2:24.106	1:36.643	1:58.139	4.077		22.585	9.311	261.3	12:08	3:08:44.705
30	1	4:10.299	39.713	1:34.656	1:55.930	4.049	4.485	22.741	8.081	286.9	12:12	3:12:55.004
31	1	4:10.567	39.413	1:34.955	1:56.199	4.045	4.470	22.366	8.039	288.5	12:17	3:17:05.571
32	1	4:09.608	39.387	1:34.134	1:56.087	4.071	4.451	22.701	7.983	289.3	12:21	3:21:15.179
33	1	4:51.474B	1:12.076	1:34.418	2:04.980		5.079	22.440		286.2	12:26	3:26:06.653
34	1	6:09.147B	2:13.541	1:36.419	2:19.187			24.363		287.7	12:32	3:32:15.800

88	Proton Competition											Porsche 911 RSR
	1. Christian RIED		3. Klaus BACHLER									LMGTE Am
	2. Khaled ALQUBAISI											

1	1	32:06.079B	...	2:01.562	2:36.139			28.907		176.8	09:32	32:06.079
2	1	9:52.156	5:53.255	1:50.254	2:08.647	4.144		25.718	8.068	188.8	09:41	41:58.235
3	1	4:32.441B	42.193	1:42.630	2:07.618		4.475	24.167		234.2	09:46	46:30.676
4	3	5:11.682	1:39.715	1:35.979	1:55.988	4.120		22.966	8.315	250.4	09:51	51:42.358
5	3	4:08.024	39.840	1:34.661	1:53.523	4.004	4.456	21.955	7.681	270.4	09:55	55:50.382
6	3	4:03.767	38.703	1:33.003	1:52.061	3.996	4.430	21.582	7.800	288.5	09:59	59:54.149
7	3	4:04.427	38.849	1:33.062	1:52.516	3.991	4.409	21.486	7.599	289.3	10:03	1:03:58.576
8	3	4:12.921B	39.943	1:33.176	1:59.802		4.412	22.001		283.2	10:08	1:08:11.497
9	3	7:42.019	4:07.048	1:36.010	1:58.961	4.033		23.339	7.836	251.6	10:15	1:15:53.516
10	3	4:03.896	38.692	1:33.290	1:51.914	3.977	4.463	21.255	7.414	288.5	10:19	1:19:57.412
11	3	4:05.797	39.154	1:33.038	1:53.605	4.022	4.443	22.119	7.565	288.5	10:24	1:24:03.209
12	3	4:03.738	38.541	1:33.393	1:51.804	3.979	4.460	21.149	7.362	288.5	10:28	1:28:06.947
13	3	4:09.569B	38.901	1:33.010	1:57.658		4.448	21.079		287.7	10:32	1:32:16.516
14	2	14:56.130	...	2:53.532	2:01.610	4.367		25.336	8.593	215.5	10:47	1:47:12.646



24h LE MANS



TEST DAY 24 HEURES DU MANS 2014 Test Practice 1

Sector Analysis

■ Personal Best ■ Session Best B Crossing the finish line in pit lane

Lap	D	Time	Sector 1	Sector 2	Sector 3	T6	T7	Porsche	Ford	T. Spd	Hour	Elapsed
15	2	4:52.726	1:18.286	1:35.889	1:58.551	4.228	7.648	23.429	8.848	289.3	10:52	1:52:05.372
16	2	4:47.933	1:14.680	1:34.707	1:58.546	4.310	5.661	23.416	8.634	289.3	10:56	1:56:53.305
17	2	4:42.770	1:14.777	1:34.075	1:53.918	4.163	6.116	22.664	7.611	291.6	11:01	2:01:36.075
18	2	4:08.449	40.590	1:33.679	1:54.180	4.139	4.503	22.681	7.469	287.7	11:05	2:05:44.524
19	2	4:05.045	39.200	1:33.071	1:52.774	4.138	4.501	22.070	7.332	289.3	11:09	2:09:49.569
20	2	4:04.626	38.619	1:32.591	1:53.416	4.033	4.480	22.726	7.348	289.3	11:13	2:13:54.195
21	2	4:16.986B	40.180	1:37.097	1:59.709		4.441	22.392		285.4	11:18	2:18:11.181
22	1	7:16.997	3:40.221	1:39.254	1:57.522	4.060		23.397	7.846	286.9	11:25	2:25:28.178
23	1	4:13.263	39.462	1:34.450	1:59.351	4.079	4.481	23.449	8.027	287.7	11:29	2:29:41.441
24	1	4:08.788	39.743	1:34.000	1:55.045	4.149	4.476	22.596	7.279	290.0	11:33	2:33:50.229
25	1	4:06.446	39.054	1:33.614	1:53.778	4.067	4.510	22.205	7.289	290.0	11:37	2:37:56.675
26	1	4:05.977	38.689	1:32.948	1:54.340	4.005	4.487	22.842	7.349	290.0	11:42	2:42:02.652
27	1	4:04.801	38.650	1:33.021	1:53.130	4.277	4.461	21.975	7.209	291.6	11:46	2:46:07.453
28	1	4:20.291B	39.873	1:33.947	2:06.471		4.540	23.651		285.4	11:50	2:50:27.744
29	2	11:48.441	8:16.480	1:35.620	1:56.341	4.217		23.088	7.822	286.2	12:02	3:02:16.185
30	2	4:25.815B	39.004	1:34.289	2:12.522		4.542	25.691		286.2	12:06	3:06:42.000
31	2	9:06.372	5:29.675	1:38.601	1:58.096	4.145		22.718	8.652	286.2	12:15	3:15:48.372
32	2	4:05.640	39.380	1:33.204	1:53.056	4.023	4.520	21.914	7.219	287.7	12:19	3:19:54.012
33	2	4:03.841	38.546	1:32.952	1:52.343	4.050	4.496	21.793	7.124	290.0	12:23	3:23:57.853
34	2	4:18.181B	40.378	1:35.584	2:02.219		4.497	22.763		289.3	12:28	3:28:16.034
35	3	9:27.225	3:10.134	3:06.914	3:10.177	5.307		35.499	9.091	107.3	12:37	3:37:43.259
36	3	7:28.644	1:04.395	3:10.760	3:13.489	5.326	7.059	34.027	11.121	107.6	12:45	3:45:11.903
37	3	7:29.303	1:05.625	3:12.179	3:11.499	4.057	7.717	33.531	8.981	114.2	12:52	3:52:41.206
38	3	4:07.717	40.175	1:33.957	1:53.585	4.001	4.509	21.718	7.536	284.7	12:56	3:56:48.923
39	3	4:03.192	38.996	1:33.163	1:51.033		4.460	20.874	7.199	277.4	13:00	4:00:52.115

90

8 Star Motorsports

1. Franck MONTECALVO

3. Paolo RUBERTI

2. Gianluca RODA

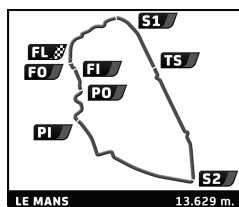
Ferrari 458 Italia

LMGTE Am

1	3	5:39.909B	1:41.713	1:44.885	2:13.311			26.836		220.3	09:05	5:39.909
2	3	9:09.700	5:34.555	1:37.694	1:57.451	4.111		22.855	8.004	267.1	09:14	14:49.609
3	3	4:11.506	40.615	1:35.965	1:54.926	4.129	4.486	22.414	7.264	261.9	09:19	19:01.115
4	3	4:14.257	41.336	1:35.821	1:57.100	4.017	4.495	22.980	7.627	270.4	09:23	23:15.372
5	3	4:07.901	39.513	1:34.151	1:54.237	4.126	4.519	21.746	7.236	283.2	09:27	27:23.273
6	3	4:06.638	39.289	1:34.404	1:52.945	4.063	4.487	21.454	7.281	283.9	09:31	31:29.911
7	3	4:05.579	38.953	1:33.895	1:52.731	4.044	4.476	21.412	7.359	284.7	09:35	35:35.490
8	3	4:04.340	38.584	1:33.767	1:51.989	4.026	4.460	21.111	7.082	285.4	09:39	39:39.830
9	3	4:03.079	38.167	1:32.782	1:52.130	4.009	4.443	21.297	7.111	286.2	09:43	43:42.909
10	3	4:01.190	37.885	1:32.206	1:51.099	4.008	4.422	20.903	7.103	286.2	09:47	47:44.099
11	3	4:01.661	37.996	1:32.477	1:51.188	4.020	4.429	20.693	7.457	286.2	09:51	51:45.760
12	3	4:19.961B	40.187	1:35.581	2:04.193		4.413	22.779		255.1	09:56	56:05.721
13	2	23:37.257	...	1:43.953	2:00.832	4.215		24.017	8.443	204.1	10:19	1:19:42.978
14	2	4:13.383	40.920	1:35.946	1:56.517	4.023	4.500	22.675	8.647	278.8	10:23	1:23:56.361
15	2	5:47.822B	39.370	1:33.983	3:34.469		4.455	37.861		286.2	10:29	1:29:44.183
16	2	26:10.062	...	1:40.429	2:08.459	8.120		23.411	11.208	246.4	10:55	1:55:54.245
17	2	4:58.935	1:22.488	1:37.443	1:59.004	4.039	13.506	23.053	8.177	221.7	11:00	2:00:53.180
18	2	4:07.290	39.069	1:34.572	1:53.649	3.989	4.452	21.969	7.439	262.6	11:05	2:05:00.470
19	2	4:05.825	38.453	1:33.805	1:53.567	3.958	4.452	21.765	7.876	286.2	11:09	2:09:06.295
20	2	4:02.928	38.261	1:32.829	1:51.838	3.964	4.424	21.405	7.324	287.7	11:13	2:13:09.223
21	2	4:18.643B	39.494	1:34.647	2:04.502		4.427	22.279		286.2	11:17	2:17:27.866
22	1	17:05.097	...	1:37.467	2:00.602	4.042		24.403	8.324	229.2	11:34	2:34:32.963
23	1	4:10.445	40.718	1:34.642	1:55.085	4.004	4.473	22.115	8.046	281.7	11:38	2:38:43.408
24	1	4:05.707	38.661	1:33.975	1:53.071	3.947	4.459	21.586	7.698	286.9	11:42	2:42:49.115
25	1	4:10.429	39.221	1:37.799	1:53.409	3.941	4.424	21.550	8.088	283.9	11:46	2:46:59.544
26	1	4:04.665	38.881	1:33.133	1:52.651	3.945	4.435	21.405	7.691	290.8	11:51	2:51:04.209
27	1	4:03.421	38.740	1:32.829	1:51.852	3.943	4.430	21.030	7.755	289.3	11:55	2:55:07.630
28	1	4:02.166	38.358	1:32.562	1:51.246	3.901	4.439	21.036	7.422	287.7	11:59	2:59:09.796
29	1	4:04.456	38.089	1:34.517	1:51.850	3.920	4.422	21.037	7.523	289.3	12:03	3:03:14.252



24h LE MANS



TEST DAY 24 HEURES DU MANS 2014 Test Practice 1

Sector Analysis

■ Personal Best ■ Session Best B Crossing the finish line in pit lane

Lap	D	Time	Sector 1	Sector 2	Sector 3	T6	T7	Porsche	Ford	T. Spd	Hour	Elapsed
30	1	7:37.462B	38.406	1:32.335	5:26.721		4.401	37.344		290.0	12:10	3:10:51.714

91	Porsche Team Manthey											Porsche 911 RSR	
	1. Patrick PILET		3. Nick TANDY									LMGTE Pro	
	2. Jörg BERGMEISTER												

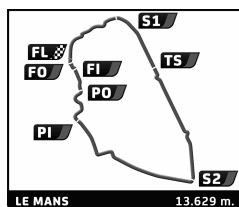
1	1	21:14.009B	...	1:51.984	2:40.071			30.764		191.1	09:21	21:14.009
2	1	13:39.174	...	1:37.747	1:57.707	4.088		23.256	8.204	243.6	09:34	34:53.183
3	1	4:11.279	39.421	1:35.709	1:56.149	4.013	4.474	22.962	7.928	261.3	09:39	39:04.462
4	1	4:07.123	39.035	1:33.673	1:54.415	3.968	4.444	22.172	7.890	285.4	09:43	43:11.585
5	1	4:03.882	38.388	1:32.901	1:52.593	3.980	4.415	21.645	7.692	288.5	09:47	47:15.467
6	1	4:07.163	38.438	1:34.050	1:54.675	3.926	4.412	22.770	7.344	279.5	09:51	51:22.630
7	1	4:11.837B	38.911	1:34.676	1:58.250		4.405	21.055		279.5	09:55	55:34.467
8	1	12:45.080	9:18.389	1:33.683	1:53.008	3.923		22.609	7.532	279.5	10:08	1:08:19.547
9	1	4:04.481	39.135	1:32.827	1:52.519	4.015	4.417	20.855	8.245	286.2	10:12	1:12:24.028
10	1	4:04.470	38.702	1:33.358	1:52.410	3.907	4.432	20.905	8.012	286.2	10:16	1:16:28.498
11	1	4:04.224	38.642	1:32.781	1:52.801	3.887	4.406	22.816	7.178	286.2	10:20	1:20:32.722
12	1	4:04.355	38.563	1:32.868	1:52.924	3.893	4.393	21.230	7.947	288.5	10:24	1:24:37.077
13	1	4:12.690B	38.574	1:33.923	2:00.193		4.404	21.409		261.3	10:28	1:28:49.767
14	2	20:53.390	...	1:35.636	1:56.518	4.687		21.979	9.221	275.3	10:49	1:49:43.157
15	2	4:46.906	1:19.650	1:32.980	1:54.276	6.205	8.023	21.295	7.696	286.2	10:54	1:54:30.063
16	2	4:44.406	1:20.879	1:32.380	1:51.147	4.110	14.049	20.945	7.147	286.2	10:59	1:59:14.469
17	2	4:00.846	38.228	1:32.232	1:50.386	3.994	4.504	20.831	7.145	286.2	11:03	2:03:15.315
18	2	4:02.285	38.152	1:32.920	1:51.213	4.098	4.463	21.018	7.199	281.0	11:07	2:07:17.600
19	2	4:01.805	37.959	1:32.905	1:50.941	4.090	4.497	21.202	7.115	281.7	11:11	2:11:19.405
20	2	4:09.783B	38.748	1:32.087	1:58.948		4.468	21.693		288.5	11:15	2:15:29.188
21	2	11:58.285	8:29.608	1:35.117	1:53.560	4.000		23.275	7.405	290.0	11:27	2:27:27.473
22	2	4:01.811	38.436	1:32.498	1:50.877	3.967	4.452	20.880	7.153	270.4	11:31	2:31:29.284
23	2	4:01.987	38.545	1:32.386	1:51.056	4.042	4.448	20.828	7.268	288.5	11:35	2:35:31.271
24	2	4:01.164	38.388	1:32.172	1:50.604	4.071	4.482	20.865	7.185	287.7	11:39	2:39:32.435
25	2	4:01.454	38.118	1:32.469	1:50.867	3.993	4.488	20.936	7.402	288.5	11:43	2:43:33.889
26	2	4:12.269B	39.386	1:34.521	1:58.362		4.461	21.106		287.7	11:47	2:47:46.158
27	2	13:57.777	...	1:33.257	1:52.285	3.985		20.908	8.006	287.7	12:01	3:01:43.935

92	Porsche Team Manthey											Porsche 911 RSR	
	1. Marco HOLZER		3. Richard LIETZ									LMGTE Pro	
	2. Frédéric MAKOWIECKI												

1	2	20:54.617B	...	2:10.992	2:36.695			29.197		173.9	09:20	20:54.617
2	2	13:06.224	9:37.134	1:35.324	1:53.766	3.978		21.868	7.506	276.7	09:34	34:00.841
3	2	4:04.791	38.465	1:33.493	1:52.833	3.974	4.435	21.567	7.255	290.8	09:38	38:05.632
4	2	4:04.210	38.148	1:32.371	1:53.691	3.976	4.428	22.912	7.077	288.5	09:42	42:09.842
5	2	4:08.969B	38.398	1:32.115	1:58.456		4.417	21.179		288.5	09:46	46:18.811
6	2	7:58.473	4:33.185	1:33.527	1:51.761	3.953		21.942	7.011	283.2	09:54	54:17.284
7	2	4:03.104	37.877	1:33.231	1:51.996	3.960	4.423	21.406	7.801	290.0	09:58	58:20.388
8	2	4:10.387B	38.383	1:33.587	1:58.417		4.419	21.338		286.9	10:02	1:02:30.775
9	1	9:35.033	6:02.857	1:36.681	1:55.495	4.004		22.247	7.393	245.9	10:12	1:12:05.808
10	1	4:06.030	38.518	1:33.381	1:54.131	3.990	4.431	23.082	7.338	287.7	10:16	1:16:11.838
11	1	4:04.394	38.652	1:33.026	1:52.716	4.341	4.437	21.515	7.647	286.9	10:20	1:20:16.232
12	1	4:04.491	38.540	1:32.888	1:53.063	4.202	4.513	21.503	7.946	288.5	10:24	1:24:20.723
13	1	4:15.657B	38.886	1:35.926	2:00.845		4.496	22.958		225.4	10:28	1:28:36.380
14	1	20:37.911	...	1:34.799	1:56.171	5.053		21.494	8.911	284.7	10:49	1:49:14.291
15	1	4:41.333	1:15.323	1:33.585	1:52.425	4.064	7.787	21.357	7.714	286.9	10:53	1:53:55.624
16	1	4:39.273	1:15.618	1:32.490	1:51.165	4.021	5.259	21.169	7.220	287.7	10:58	1:58:34.897
17	1	4:02.258	38.561	1:32.265	1:51.432	4.031	4.450	21.091	7.480	287.7	11:02	2:02:37.155
18	1	4:02.170	38.533	1:32.101	1:51.536	4.183	4.459	21.088	7.397	288.5	11:06	2:06:39.325
19	1	4:12.922B	41.348	1:32.284	1:59.290		4.508	21.841		290.0	11:10	2:10:52.247
20	1	8:26.412	5:02.396	1:32.654	1:51.362	4.031		21.031	7.189	288.5	11:19	2:19:18.659
21	1	4:04.033	40.636	1:32.298	1:51.099	4.058	4.443	21.093	7.218	289.3	11:23	2:23:22.692
22	1	4:01.617	38.211	1:31.384	1:52.022	4.058	4.452	21.166	7.125	291.6	11:27	2:27:24.309
23	1	4:10.090B	38.518	1:32.548	1:59.024		4.441	20.900		282.5	11:31	2:31:34.399



24h LE MANS



TEST DAY 24 HEURES DU MANS 2014 Test Practice 1

Sector Analysis

■ Personal Best ■ Session Best B Crossing the finish line in pit lane

Lap	D	Time	Sector 1	Sector 2	Sector 3	T6	T7	Porsche	Ford	T. Spd	Hour	Elapsed
24	3	9:15.498	5:45.133	1:34.778	1:55.587	4.019		23.098	7.943	289.3	11:40	2:40:49.897
25	3	4:02.622	38.389	1:32.693	1:51.540	4.027	4.468	21.332	7.260	289.3	11:44	2:44:52.519
26	3	4:01.461	38.165	1:32.476	1:50.820	3.993	4.466	21.137	7.167	289.3	11:48	2:48:53.980
27	3	4:16.418B	38.922	1:35.771	2:01.725		4.456	21.808		276.0	11:53	2:53:10.398
28	3	12:59.937	9:26.281	1:35.889	1:57.767	4.067		21.145	12.066	243.6	12:06	3:06:10.335
29	3	4:06.422	38.179	1:32.566	1:55.677	3.985	4.491	21.046	10.193	287.7	12:10	3:10:16.757
30	3	4:03.688	37.927	1:32.229	1:53.532	4.030	4.469	20.793	8.948	288.5	12:14	3:14:20.445
31	3	4:00.973	37.897	1:32.115	1:50.961	3.939	4.478	20.729	7.348	287.7	12:18	3:18:21.418
32	3	4:14.092	38.090	1:31.619	2:04.383	9.547	4.461	20.714	13.979	292.4	12:22	3:22:35.510
33	3	4:38.606	1:12.429	1:32.326	1:53.851	3.963	14.882	20.941	8.713	289.3	12:27	3:27:14.116
34	3	4:42.080	37.881	1:35.598	2:28.601	6.896	4.458	33.349	9.422	292.4	12:31	3:31:56.196
35	3	7:35.994	1:01.483	3:17.950	3:16.561	5.634	8.003	32.713	9.250	106.4	12:39	3:39:32.190
36	3	7:17.620	1:00.954	3:05.647	3:11.019	5.725	7.577	34.340	11.016	99.8	12:46	3:46:49.810
37	3	6:36.201	1:02.312	3:04.096	2:29.793	3.959	7.055	22.819	7.472	126.5	12:53	3:53:26.011
38	3	4:00.279	38.433	1:31.853	1:49.993	4.003	4.445	20.574	6.958	288.5	12:57	3:57:26.290
39	3	4:00.228	37.471	1:31.343	1:51.414		4.449	21.007	7.193	290.0	13:01	4:01:26.518

95

Aston Martin Racing
1. David HEINEMEIER-HANSSON
2. Nick THILM

Aston Martin Vantage V8
LMGTE Am

1	1	54:55.075	...	1:39.550	1:59.040	4.064		23.831	8.085	269.1	09:54	54:55.075
2	1	4:13.386	39.975	1:35.294	1:58.117	4.110	4.468	22.173	7.854	267.1	09:59	59:08.461
3	1	4:15.385	39.976	1:34.919	2:00.490	4.160	4.453	24.900	8.205	279.5	10:03	1:03:23.846
4	1	4:16.624B	39.604	1:35.323	2:01.697		4.450	22.081		267.8	10:07	1:07:40.470
5	1	9:58.004	6:09.097	1:46.653	2:02.254	4.203		24.385	8.278	220.3	10:17	1:17:38.474
6	1	4:23.433B	41.075	1:36.606	2:05.752		4.483	23.357		278.1	10:22	1:22:01.907
7	1	7:38.833	3:56.961	1:41.447	2:00.425	4.152		22.951	8.348	242.0	10:29	1:29:40.740
8	1	4:21.983B	40.144	1:36.465	2:05.374		4.486	22.726		276.7	10:34	1:34:02.723
9	1	14:26.811	...	1:38.364	2:00.693	5.676		22.285	8.923	273.9	10:48	1:48:29.534
10	1	4:49.347	1:17.120	1:35.184	1:57.043	4.063	6.803	22.076	7.974	278.8	10:53	1:53:18.881
11	1	4:44.066	1:14.127	1:35.257	1:54.682	4.037	5.321	21.589	7.881	279.5	10:58	1:58:02.947
12	1	4:08.009	40.276	1:34.254	1:53.479	4.050	4.458	21.292	7.644	276.7	11:02	2:02:10.956
13	1	4:16.354B	39.842	1:35.084	2:01.428		4.443	22.216		265.8	11:06	2:06:27.310
14	1	30:55.335	...	1:35.549	1:59.046	3.975		23.966	7.758	278.8	11:37	2:37:22.645
15	1	4:05.493	38.233	1:34.364	1:52.896	4.080	4.446	21.213	7.366	276.0	11:41	2:41:28.138
16	1	4:15.511B	39.015	1:34.659	2:01.837		4.450	22.283		276.0	11:45	2:45:43.649
17	1	32:07.515	...	1:36.212	1:53.486	3.973		21.118	7.626	270.4	12:17	3:17:51.164
18	1	4:13.166	38.398	1:33.409	2:01.359	6.532	4.441	20.996	11.342	276.0	12:22	3:22:04.330
19	1	4:53.162	1:23.171	1:35.169	1:54.822	3.917	13.350	22.509	7.727	276.0	12:26	3:26:57.492
20	1	4:55.982B	37.985	1:34.590	2:43.407		4.426	34.466		273.2	12:31	3:31:53.474
21	1	27:07.552	...	1:36.583	1:55.846	3.983		21.672	7.473	276.0	12:59	3:59:01.026
22	1	4:02.585	38.003	1:33.398	1:51.184		4.450	20.579	7.291	279.5	13:03	4:03:03.611

97

Aston Martin Racing
1. Stefan MÜCKE
2. Darren TURNER

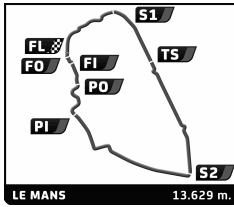
3. Bruno SENNA

Aston Martin Vantage V8
LMGTE Pro

1	2	47:38.061B	...	1:42.234	2:08.593			23.631		219.9	09:47	47:38.061
2	2	12:18.428	8:34.551	1:38.414	2:05.463	4.266		23.122	8.769	220.8	09:59	59:56.489
3	2	4:30.032	41.074	1:35.692	2:13.266	4.027	4.474	25.823	8.306	271.1	10:04	1:04:26.521
4	2	4:14.058B	39.605	1:34.349	2:00.104		4.399	21.834		271.1	10:08	1:08:40.579
5	2	16:03.964	...	1:42.399	1:57.506	4.047		22.157	7.670	224.9	10:24	1:24:44.543
6	2	4:21.767B	41.873	1:38.956	2:00.938		4.420	21.984		238.8	10:29	1:29:06.310
7	2	22:18.694	...	1:36.983	2:02.369	5.303		23.201	10.033	271.1	10:51	1:51:25.004
8	2	4:42.753	1:14.660	1:33.957	1:54.136	4.135	7.289	21.563	7.570	273.2	10:56	1:56:07.757
9	2	4:39.972	1:14.231	1:33.383	1:52.358	3.925	5.650	21.469	7.061	273.2	11:00	2:00:47.729
10	2	4:04.031	38.951	1:33.019	1:52.061	3.917	4.393	21.045	7.075	282.5	11:04	2:04:51.760
11	2	4:08.809B	37.844	1:33.023	1:57.942		4.399	21.471		268.4	11:09	2:09:00.569
12	2	18:54.875	...	1:34.446	1:52.217	3.902		21.147	7.221	278.1	11:27	2:27:55.444
13	2	4:05.490	38.237	1:34.819	1:52.434	3.892	4.380	21.184	6.958	282.5	11:32	2:32:00.934



24h LE MANS



TEST DAY 24 HEURES DU MANS 2014

Test Practice 1

Sector Analysis

■ Personal Best ■ Session Best B Crossing the finish line in pit lane

Lap	D	Time	Sector 1	Sector 2	Sector 3	T6	T7	Porsche	Ford	T. Spd	Hour	Elapsed
14	2	4:07.756 B	37.971	1:32.025	1:57.760		4.374	21.198		281.0	11:36	2:36:08.690
15	2	24:24.524	...	1:35.217	1:52.967	3.864		21.125	7.191	279.5	12:00	3:00:33.214
16	2	4:02.350	37.832	1:32.786	1:51.732	3.907	4.375	21.355	7.231	282.5	12:04	3:04:35.564
17	2	4:04.075	38.047	1:32.153	1:53.875	3.980	4.370	20.544	9.514	278.8	12:08	3:08:39.639
18	2	4:09.007 B	38.113	1:32.278	1:58.616		4.405	20.857		282.5	12:12	3:12:48.646
19	3	9:49.737	6:01.694	1:38.574	2:09.469	9.710		23.431	11.290	255.7	12:22	3:22:38.383
20	3	4:45.237	1:12.769	1:35.476	1:56.992	4.128	15.469	22.855	7.785	252.8	12:27	3:27:23.620
21	3	4:40.539 B	38.904	1:35.141	2:26.494		4.476	28.678		263.2	12:32	3:32:04.159
22	3	10:31.387 B	4:02.129	3:03.476	3:25.782			36.253		120.5	12:42	3:42:35.546
23	1	13:04.673	8:52.761	2:14.085	1:57.827	4.209		22.574	8.546	132.2	12:55	3:55:40.219
24	1	4:04.075	38.869	1:33.346	1:51.860	3.914	4.501	20.915	7.518	283.9	12:59	3:59:44.294
25	1	4:03.187	37.622	1:34.068	1:51.497		4.407	20.811	7.259	268.4	13:03	4:03:47.481

98 Aston Martin Racing
 1. Paul DALLA LANA
 2. Pedro LAMY
 3. Christoffer NYGAARD
 Aston Martin Vantage V8
 LMGTE Am

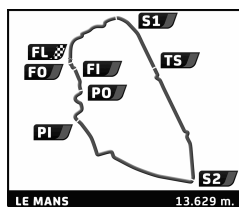
1	2	55:10.562	...	1:40.870	2:05.117	4.254		24.219	8.396	215.5	09:55	55:10.562
2	2	4:16.746 B	40.112	1:35.620	2:01.014		4.509	22.096		279.5	09:59	59:27.308
3	2	9:12.260	5:36.392	1:38.194	1:57.674	4.108		22.610	7.807	278.8	10:08	1:08:39.568
4	2	4:07.117	39.309	1:34.621	1:53.187	4.025	4.460	21.653	7.390	279.5	10:12	1:12:46.685
5	2	4:16.851 B	39.292	1:34.905	2:02.654		4.425	22.595		281.7	10:17	1:17:03.536
6	1	7:04.101	3:25.459	1:36.115	2:02.527	4.232		23.684	7.784	281.0	10:24	1:24:07.637
7	1	4:13.147	40.700	1:36.390	1:56.057	3.955	4.512	22.349	8.017	281.0	10:28	1:28:20.784
8	1	4:18.847 B	39.690	1:35.964	2:03.193		4.429	21.919		281.0	10:32	1:32:39.631
9	2	15:59.479	...	1:41.836	2:02.977	4.713		23.572	9.955	203.0	10:48	1:48:39.110
10	2	4:56.181 B	1:17.727	1:35.943	2:02.511		6.761	21.873		280.3	10:53	1:53:35.291
11	1	10:16.176	6:46.436	1:35.594	1:54.146	3.899		21.954	7.399	278.1	11:03	2:03:51.467
12	1	4:05.145	38.519	1:33.425	1:53.201	3.915	4.437	21.127	7.864	281.7	11:07	2:07:56.612
13	1	4:05.063	38.241	1:34.146	1:52.676	3.996	4.451	21.068	7.544	282.5	11:12	2:12:01.675
14	1	4:04.583	38.140	1:33.582	1:52.861	3.905	4.462	22.201	7.352	282.5	11:16	2:16:06.258
15	1	4:03.652	38.841	1:33.155	1:51.656	3.894	4.419	21.207	7.409	282.5	11:20	2:20:09.910
16	1	4:03.137	37.994	1:33.587	1:51.556	3.968	4.409	21.097	7.350	281.0	11:24	2:24:13.047
17	1	4:09.218	37.879	1:34.020	1:57.319	4.215	4.434	22.780	8.752	283.2	11:28	2:28:22.265
18	1	4:07.038	39.624	1:33.289	1:54.125	3.942	4.496	21.821	8.209	283.2	11:32	2:32:29.303
19	1	4:04.214	38.211	1:32.483	1:53.520	3.994	4.420	21.488	7.978	283.2	11:36	2:36:33.517
20	1	4:13.131 B	38.915	1:34.108	2:00.108		4.451	23.063		266.5	11:40	2:40:46.648
21	1	5:58.811	2:33.159	1:33.474	1:52.178	3.902		21.090	7.420	281.7	11:46	2:46:45.459
22	1	4:03.332	38.003	1:33.290	1:52.039	4.095	4.448	21.063	7.293	281.7	11:50	2:50:48.791
23	1	4:05.342	38.084	1:35.395	1:51.863	3.989	4.495	21.147	7.432	283.9	11:54	2:54:54.133
24	1	4:03.199	37.757	1:32.485	1:52.957	3.928	4.453	20.937	7.185	285.4	11:58	2:58:57.332
25	1	4:03.566	37.832	1:33.704	1:52.030	3.915	4.447	21.307	7.140	282.5	12:03	3:03:00.898
26	1	4:05.832	38.312	1:33.157	1:54.363	3.974	4.425	21.186	8.733	282.5	12:07	3:07:06.730
27	1	4:04.694	38.127	1:33.364	1:53.203	3.929	4.444	21.128	7.799	262.6	12:11	3:11:11.424
28	1	4:07.157	40.324	1:33.834	1:52.999	4.120	4.419	21.079	7.635	281.0	12:15	3:15:18.581
29	1	4:02.491	38.120	1:32.841	1:51.530	3.897	4.486	21.044	7.156	281.7	12:19	3:19:21.072
30	1	4:09.826 B	38.462	1:32.938	1:58.426		4.431	20.963		283.9	12:23	3:23:30.898
31	3	8:30.698	4:34.754	1:38.848	2:17.096	5.220		27.165	8.832	284.7	12:32	3:32:01.596
32	3	7:33.083	1:01.694	3:20.601	3:10.788	4.465	8.488	31.177	9.178	125.1	12:39	3:39:34.679
33	3	7:16.151	1:01.929	3:06.595	3:07.627	5.648	7.002	34.745	9.355	104.4	12:46	3:46:50.830
34	3	6:38.963	1:01.892	3:04.880	2:32.191	4.034	6.859	24.713	8.287	119.0	12:53	3:53:29.793
35	3	4:11.818	39.618	1:35.647	1:56.553	3.909	4.439	22.989	7.811	281.7	12:57	3:57:41.611
36	3	4:15.076 B	38.686	1:34.285	2:02.105		4.399	23.523		281.0	13:01	4:01:56.687

99 Aston Martin Racing
 1. Alex MACDOWALL
 2. Daryl O'YOUNG
 3. Fernando REES
 Aston Martin Vantage V8
 LMGTE Pro

1	1	56:31.892 B	...	1:39.579	2:09.492			25.300		273.9	09:56	56:31.892
2	1	5:59.806	2:25.641	1:37.151	1:57.014	4.129		22.969	9.236	278.1	10:02	1:02:31.698
3	1	4:12.826	40.642	1:36.071	1:56.113	4.087	4.462	22.435	8.493	277.4	10:06	1:06:44.524



24h LE MANS



TEST DAY 24 HEURES DU MANS 2014 Test Practice 1

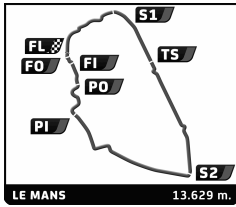
Sector Analysis

■ Personal Best ■ Session Best B Crossing the finish line in pit lane

Lap	D	Time	Sector 1	Sector 2	Sector 3	T6	T7	Porsche	Ford	T. Spd	Hour	Elapsed
4	1	4:13.821	41.175	1:34.294	1:58.352	4.037	5.157	23.508	8.083	286.2	10:10	1:10:58.345
5	1	4:15.367B	39.112	1:34.091	2:02.164		4.413	23.357		284.7	10:15	1:15:13.712
6	1	33:49.420	...	1:38.090	2:13.135	8.949		23.327	14.438	276.0	10:49	1:49:03.132
7	1	4:51.721	1:16.197	1:37.072	1:58.452	4.066	8.269	23.542	8.207	272.5	10:53	1:53:54.853
8	1	4:49.171	1:17.130	1:36.891	1:55.150	3.947	5.108	22.331	8.064	265.8	10:58	1:58:44.024
9	1	4:07.309	38.763	1:35.052	1:53.494	3.980	4.398	21.970	7.355	271.1	11:02	2:02:51.333
10	1	4:05.857	38.131	1:33.775	1:53.951	4.100	4.413	21.570	7.229	276.7	11:06	2:06:57.190
11	1	4:20.911B	38.401	1:39.458	2:03.052		4.438	21.943		244.2	11:11	2:11:18.101
12	3	7:30.341	3:45.550	1:42.008	2:02.783	4.282		24.832	8.433	242.0	11:18	2:18:48.442
13	3	4:16.731	40.352	1:36.109	2:00.270	4.236	4.519	25.278	8.211	275.3	11:23	2:23:05.173
14	3	4:10.153	39.632	1:35.093	1:55.428	4.197	4.489	22.485	7.677	278.1	11:27	2:27:15.326
15	3	4:06.735	39.186	1:34.153	1:53.396	4.034	4.468	21.606	7.395	276.7	11:31	2:31:22.061
16	3	4:12.229B	38.398	1:32.797	2:01.034		4.423	22.285		271.1	11:35	2:35:34.290
17	3	17:33.176	...	1:38.179	2:01.836	4.076		23.893	7.802	260.7	11:53	2:53:07.466
18	3	4:04.579	38.573	1:33.376	1:52.630	4.024	4.453	21.479	7.381	281.0	11:57	2:57:12.045
19	3	4:02.884	37.830	1:33.635	1:51.419	3.956	4.428	20.927	7.127	245.3	12:01	3:01:14.929
20	3	4:02.733	38.017	1:33.232	1:51.484	4.127	4.393	21.060	6.952	255.7	12:05	3:05:17.662
21	3	4:10.415B	38.353	1:33.312	1:58.750		4.434	20.908		238.3	12:09	3:09:28.077
22	2	7:50.256	4:03.846	1:42.923	2:03.487	3.957		25.138	8.685	210.1	12:17	3:17:18.333
23	2	4:21.197	40.341	1:35.451	2:05.405	5.984	4.410	25.006	9.715	268.4	12:21	3:21:39.530
24	2	4:54.009B	1:15.727	1:35.254	2:03.028		6.805	23.278		260.0	12:26	3:26:33.539
25	2	30:40.847	...	1:34.353	1:56.355	3.905		23.198	8.105	260.7	12:57	3:57:14.386
26	2	4:10.629B	38.239	1:33.162	1:59.228		4.364	21.840		253.9	13:01	4:01:25.015



24h LE MANS



TEST DAY 24 HEURES DU MANS 2014 Test Practice 1

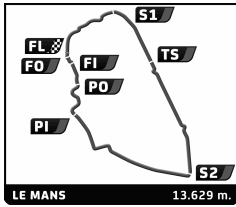
Sector Analysis

Personal Best Session Best B Crossing the finish line in pit lane

Lap	D	Time	Sector 1	Sector 2	Sector 3	T. Spd	Elapsed	Lap	D	Time	Sector 1	Sector 2	Sector 3	T. Spd	Elapsed		
0		Nissan Motorsports Global Nissan ZEOD RC							42	3	28:01.661	...	3:06.187	2:17.007	100.4	3:53:18.187	
		1.Wolfgang REIP CDNT - H							43	3	3:33.505	33.611	1:21.103	1:38.791	317.2	3:56:51.692	
		2.Thomas ERDOS							44	3	3:31.491	34.277	1:20.906	1:36.308	326.8	4:00:23.183	
1	1	1:43:26.049	B	...	2:44.957	3:43.219	101.3	1:43:26.049	2		Audi Sport Team Joest Audi R18 e-tron quattro						
2	1	18:45.758	...	1:31.348	1:52.257	274.6	2:02:11.807			1.Marcel FÄSSLER	3.Benoit TRELUYER				LMP1 - H		
3	1	4:04.938	39.474	1:33.088	1:52.376	281.7	2:06:16.745			2.André LOTTERER							
4	1	4:07.146	B	37.479	1:29.479	2:00.188	306.5	2:10:23.891	1	2	4:07.058	52.901	1:27.169	1:46.988	279.5	4:07.058	
5	1	25:08.315	...	1:30.528	1:51.329	306.5	2:35:32.206	2	2	3:40.331	34.860	1:23.873	1:41.598	312.7	7:47.389		
6	1	3:55.997	37.774	1:30.240	1:47.983	283.2	2:39:28.203	3	2	3:39.596	34.293	1:22.099	1:43.204	313.6	11:26.985		
7	1	3:54.843	36.806	1:29.398	1:48.639	291.6	2:43:23.046	4	2	3:33.934	33.976	1:21.605	1:38.353	316.3	15:00.919		
8	1	6:47.779	B	36.946	1:56.303	4:14.530	303.0	2:50:10.825	5	2	3:46.034	B	34.136	1:22.841	1:49.057	326.8	18:46.953
9	1	1:07:41.168	...	1:29.879	1:48.046	300.5	3:57:51.993	6	2	50:54.256	...	1:21.913	1:38.996	304.7	1:09:41.209		
10	1	3:52.574	36.783	1:28.516	1:47.275	305.6	4:01:44.567	7	2	3:28.988	33.029	1:20.335	1:35.624	312.7	1:13:10.197		
1		Audi Sport Team Joest Audi R18 e-tron quattro							8	2	3:33.617	33.499	1:21.970	1:38.148	311.8	1:16:43.814	
		1.Lucas DI GRASSI 3.Tom KRISTENSEN LMP1 - H							9	2	3:30.250	34.595	1:20.273	1:35.382	328.8	1:20:14.064	
		2.Loïc DUVAL							10	2	3:27.641	32.590	1:19.904	1:35.147	317.2	1:23:41.705	
1	2	8:42.400	5:26.017	1:29.961	1:46.422	247.6	8:42.400	11	2	3:36.841	33.789	1:21.795	1:41.257	310.9	1:27:18.546		
2	2	3:42.623	34.757	1:23.663	1:44.203	322.9	12:25.023	12	2	3:37.681	B	32.818	1:20.353	1:44.510	321.0	1:30:56.227	
3	2	3:35.761	33.876	1:22.109	1:39.776	322.0	16:00.784	13	1	17:22.411	...	1:27.264	1:45.292	303.0	1:48:18.638		
4	2	3:34.080	33.857	1:21.835	1:38.388	321.0	19:34.864	14	1	4:09.839	1:10.365	1:21.575	1:37.899	320.1	1:52:28.477		
5	2	3:49.872	B	34.311	1:21.364	1:54.197	321.0	23:24.736	15	1	4:19.824	B	1:09.650	1:21.050	1:49.124	322.9	1:56:48.301
6	3	16:40.935	...	1:24.538	1:42.386	299.7	40:05.671	16	1	9:10.068	6:04.699	1:22.592	1:42.777	313.6	2:05:58.369		
7	3	3:35.021	33.741	1:21.513	1:39.767	325.8	43:40.692	17	1	3:29.204	33.149	1:19.909	1:36.146	312.7	2:09:27.573		
8	3	3:32.317	33.314	1:20.841	1:38.162	329.8	47:13.009	18	1	3:30.070	33.790	1:19.924	1:36.356	322.0	2:12:57.643		
9	3	3:32.431	34.039	1:20.626	1:37.766	317.2	50:45.440	19	1	3:38.795	B	33.941	1:21.745	1:43.109	302.2	2:16:36.438	
10	3	3:45.557	B	34.120	1:24.007	1:47.430	316.3	54:30.997	20	1	4:23.014	1:22.180	1:20.510	1:40.324	321.0	2:20:59.452	
11	1	21:15.497	...	1:23.895	1:43.373	308.2	1:15:46.494	21	1	3:27.449	32.838	1:19.315	1:35.296	310.0	2:24:26.901		
12	1	3:38.358	35.438	1:21.789	1:41.131	319.1	1:19:24.852	22	1	3:32.576	33.854	1:21.167	1:37.555	306.5	2:27:59.477		
13	1	3:37.542	33.707	1:25.021	1:38.814	322.0	1:23:02.394	23	1	3:31.285	33.570	1:19.648	1:38.067	319.1	2:31:30.762		
14	1	3:31.872	34.232	1:21.068	1:36.572	321.0	1:26:34.266	24	1	3:35.169	B	33.211	1:19.202	1:42.756	317.2	2:35:05.931	
15	1	3:44.343	B	33.746	1:21.177	1:49.420	320.1	1:30:18.609	25	1	12:34.023	9:35.569	1:21.467	1:36.987	306.5	2:47:39.954	
16	2	23:53.625	...	1:22.242	1:48.376	317.2	1:54:12.234	26	1	3:28.091	32.871	1:20.786	1:34.434	311.8	2:51:08.045		
17	2	4:06.626	1:10.092	1:19.696	1:36.838	330.8	1:58:18.860	27	1	3:31.459	34.621	1:21.789	1:35.049	313.6	2:54:39.504		
18	2	3:27.517	32.734	1:20.031	1:34.752	333.9	2:01:46.377	28	1	3:35.467	33.163	1:23.547	1:38.757	328.8	2:58:14.971		
19	2	3:30.882	34.897	1:19.937	1:36.048	330.8	2:05:17.259	29	1	3:38.200	B	33.494	1:20.053	1:44.653	316.3	3:01:53.171	
20	2	3:32.914	33.471	1:21.991	1:37.452	317.2	2:08:50.173	30	1	4:36.573	B	1:29.666	1:21.674	1:45.233	313.6	3:06:29.744	
21	2	3:30.115	34.408	1:19.757	1:35.950	322.0	2:12:20.288	31	3	10:28.173	7:22.008	1:24.730	1:41.435	269.8	3:16:57.917		
22	2	3:29.558	33.338	1:20.831	1:35.389	313.6	2:15:49.846	32	3	3:41.604	B	33.999	1:20.502	1:47.103	315.4	3:20:39.521	
23	2	3:30.919	34.112	1:19.759	1:37.048	313.6	2:19:20.765	33	3	6:56.211	3:57.143	1:21.924	1:37.144	303.0	3:27:35.732		
24	2	3:31.912	35.569	1:19.614	1:36.729	316.3	2:22:52.677	34	3	4:18.924	33.209	1:20.714	1:25.001	317.2	3:31:54.656		
25	2	3:28.471	33.479	1:19.790	1:35.202	314.5	2:26:21.148	35	3	7:36.359	1:01.605	3:17.116	3:17.638	114.7	3:39:31.015		
26	2	3:28.519	33.166	1:20.335	1:35.018	310.0	2:29:49.667	36	3	7:17.823	1:01.165	3:05.192	3:11.466	112.5	3:46:48.838		
27	2	3:31.720	32.891	1:21.155	1:37.674	311.8	2:33:21.387	37	3	6:24.553	1:02.106	3:03.709	2:18.738	136.6	3:53:13.391		
28	2	3:39.292	B	32.981	1:20.827	1:45.484	316.3	2:37:00.679	38	3	3:33.660	33.929	1:20.637	1:39.094	317.2	3:56:47.051	
29	1	5:08.970	2:06.753	1:21.949	1:40.268	301.3	2:42:09.649	39	3	3:26.886	32.961	1:19.758	1:34.167	309.1	4:00:13.937		
30	1	3:32.457	33.733	1:22.031	1:36.693	307.3	2:45:42.106	3		Audi Sport Team Joest Audi R18 e-tron quattro							
31	1	3:36.434	35.451	1:21.940	1:39.043	320.1	2:49:18.540			1.Filipe ALBUQUERQUE					LMP1 - H		
32	1	3:33.687	34.256	1:21.020	1:38.411	309.1	2:52:52.227			2.Marco BONANOMI							
33	1	3:27.569	33.163	1:19.411	1:34.995	323.9	2:56:19.796	1	1	4:36.243	B	1:04.124	1:31.902	2:00.217	234.7	4:36.243	
34	1	3:28.190	33.335	1:20.416	1:34.439	307.3	2:59:47.986	2	1	12:52.295	9:38.007	1:25.397	1:48.891	310.9	17:28.538		
35	1	3:28.730	32.767	1:19.584	1:36.379	312.7	3:03:16.716	3	1	3:43.927	35.330	1:24.692	1:43.905	303.0	21:12.465		
36	1	3:34.187	33.301	1:19.359	1:41.527	322.9	3:06:50.903	4	1	3:40.769	35.090	1:23.216	1:42.463	312.7	24:53.234		
37	1	3:34.580	33.878	1:19.517	1:41.185	316.3	3:10:25.483	5	1	3:40.238	34.447	1:22.730	1:43.061	311.8	28:33.472		
38	1	3:33.328	33.392	1:19.359	1:40.577	321.0	3:13:58.811	6	1	3:47.547	B	34.779	1:22.081	1:50.687	311.8	32:21.019	
39	1	3:30.702	33.012	1:20.456	1:37.234	319.1	3:17:29.513	7	1	18:15.895	...	1:23.801	1:41.041	275.3	50:36.914		
40	1	3:28.546	32.956	1:19.208	1:36.382	317.2	3:20:58.059	8	1	3:38.376	34.849	1:22.041	1:41.486	321.0	54:15.290		
41	1	4:18.467	B	1:12.599	1:20.535	1:45.333	319.1	3:25:16.526	9	1	3:35.061	34.131	1:21.635	1:39.295	312.7	57:50.351	



24h LE MANS



TEST DAY 24 HEURES DU MANS 2014 Test Practice 1

Sector Analysis

Personal Best Session Best B Crossing the finish line in pit lane

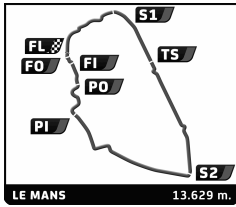
Lap	D	Time	Sector 1	Sector 2	Sector 3	T. Spd	Elapsed	Lap	D	Time	Sector 1	Sector 2	Sector 3	T. Spd	Elapsed
10	1	3:34.300	34.129	1:21.517	1:38.654	321.0	1:01:24.651	22	2	4:19.530	1:14.237	1:23.718	1:41.575	321.0	1:52:19.460
11	1	3:42.355 B	34.212	1:21.547	1:46.596	320.1	1:05:07.006	23	2	4:10.060	1:11.469	1:21.072	1:37.519	309.1	1:56:29.520
12	1	23:17.031	...	1:24.742	1:40.359	311.8	1:28:24.037	24	2	4:14.384	1:16.756	1:19.994	1:37.634	310.0	2:00:43.904
13	1	3:35.042	34.282	1:21.123	1:39.637	306.5	1:31:59.079	25	2	3:30.483	32.941	1:20.774	1:36.768	290.8	2:04:14.387
14	1	3:40.189	33.417	1:20.485	1:46.287	314.5	1:35:39.268	26	2	3:26.674	32.790	1:19.730	1:34.154	294.8	2:07:41.061
15	1	7:32.930	54.550	3:04.205	3:34.175	114.6	1:43:12.198	27	2	3:38.331 B	34.448	1:20.013	1:43.870	303.9	2:11:19.392
16	1	4:18.899	1:13.578	1:23.237	1:42.084	306.5	1:47:31.097	28	2	12:18.029	9:19.658	1:21.771	1:36.600	326.8	2:23:37.421
17	1	4:15.860	1:09.130	1:22.852	1:43.878	310.9	1:51:46.957	29	2	3:26.933	32.904	1:19.495	1:34.534		2:27:04.354
18	1	4:29.546 B	1:15.910	1:22.129	1:51.507	315.4	1:56:16.503	30	2	3:28.174	32.982	1:20.129	1:35.063	283.9	2:30:32.528
19	1	6:52.210	3:52.860	1:21.269	1:38.081	313.6	2:03:08.713	31	2	3:29.376	34.549	1:20.846	1:33.981	301.3	2:34:01.904
20	1	3:34.767	34.231	1:20.808	1:39.728	315.4	2:06:43.480	32	2	3:38.168 B	32.905	1:20.724	1:44.539	322.0	2:37:40.072
21	1	3:30.360	33.136	1:19.323	1:37.901	317.2	2:10:13.840	33	2	5:09.977	2:10.715	1:22.004	1:37.258	316.3	2:42:50.049
22	1	3:37.113	33.240	1:22.655	1:41.218	317.2	2:13:50.953	34	2	3:28.598	32.877	1:19.451	1:36.270	284.7	2:46:18.647
23	1	3:33.168	34.191	1:21.636	1:37.341	318.2	2:17:24.121	35	2	3:29.058	32.703	1:20.522	1:35.833	282.5	2:49:47.705
24	1	3:33.506	35.183	1:20.783	1:37.540	322.9	2:20:57.627	36	2	3:37.209 B	33.118	1:19.722	1:44.369	283.2	2:53:24.914
25	1	3:35.980 B	33.124	1:19.492	1:43.364	315.4	2:24:33.607	37	1	7:41.820	4:43.194	1:20.643	1:37.983	291.6	3:01:06.734
26	2	4:57.074	1:49.577	1:24.474	1:43.023	283.2	2:29:30.681	38	1	3:30.778	33.178	1:21.982	1:35.618	295.6	3:04:37.512
27	2	3:34.874	34.112	1:21.127	1:39.635	319.1	2:33:05.555	39	1	3:32.271	34.531	1:20.064	1:37.676	298.8	3:08:09.783
28	2	3:30.907	33.501	1:20.690	1:36.716	307.3	2:36:36.462	40	1	3:32.517	33.172	1:19.544	1:39.801	294.8	3:11:42.300
29	2	3:34.316	34.424	1:23.065	1:36.827	313.6	2:40:10.778	41	1	3:41.090 B	32.847	1:19.506	1:48.737	322.0	3:15:23.390
30	2	3:28.789	33.050	1:20.013	1:35.726	309.1	2:43:39.567	42	1	12:16.592	9:14.517	1:21.597	1:40.478	322.0	3:27:39.982
31	2	3:27.925	32.935	1:19.850	1:35.140	312.7	2:47:07.492	43	1	4:20.347	33.059	1:21.312	2:25.976	293.2	3:32:00.329
32	2	3:40.725 B	33.345	1:21.138	1:46.242	313.6	2:50:48.217	44	1	7:37.838 B	1:02.004	3:20.626	3:15.208	115.5	3:39:38.167
33	2	22:04.072	...	1:20.103	1:37.919	318.2	3:12:52.289								
34	2	3:25.297	32.360	1:19.016	1:33.921	314.5	3:16:17.586								
35	2	3:26.460	33.590	1:18.796	1:34.074	320.1	3:19:44.046								
36	2	3:30.520	32.853	1:19.762	1:37.905	317.2	3:23:14.566								
37	2	3:27.774	32.987	1:19.845	1:34.942	322.9	3:26:42.340								
38	2	3:28.628	32.916	1:18.582	1:37.130	318.2	3:30:10.968								
39	2	7:30.702 B	1:04.720	3:11.389	3:14.593	124.5	3:37:41.670								
40	2	17:24.628	...	2:03.266	1:37.514	138.2	3:55:06.298								
41	2	3:28.929	33.427	1:19.284	1:36.218	312.7	3:58:35.227								
42	2	3:23.799	32.213	1:18.480	1:33.106	320.1	4:01:59.026								

Lap	D	Time	Sector 1	Sector 2	Sector 3	T. Spd	Elapsed
1	3	7:06.068	3:57.192	1:24.960	1:43.916	294.0	7:06.068
2	3	3:33.272	34.095	1:21.858	1:37.319	283.9	10:39.340
3	3	3:32.262	34.329	1:21.632	1:36.301	290.0	14:11.602
4	3	3:28.182	33.129	1:19.914	1:35.139	292.4	17:39.784
5	3	3:27.854	32.965	1:19.907	1:34.982	294.0	21:07.638
6	3	3:29.117	33.033	1:19.876	1:36.208	294.0	24:36.755
7	3	3:42.331 B	32.783	1:21.959	1:47.589	311.8	28:19.086
8	3	13:07.234	...	1:22.086	1:37.761		41:26.320
9	3	3:33.285	33.432	1:20.960	1:38.893	290.0	44:59.605
10	3	3:26.903	32.781	1:19.822	1:34.300	290.8	48:26.508
11	3	3:26.371	32.708	1:19.682	1:33.981	292.4	51:52.879
12	3	3:43.087 B	33.500	1:23.277	1:46.310		55:35.966
13	3	13:50.808	...	1:21.665	1:35.833	316.3	1:09:26.774
14	3	3:28.529	32.542	1:19.663	1:36.324	295.6	1:12:55.303
15	3	3:34.006	33.202	1:20.644	1:40.160	298.0	1:16:29.309
16	3	3:27.843	32.584	1:20.018	1:35.241	298.8	1:19:57.152
17	3	3:41.522 B	32.512	1:22.333	1:46.677	321.0	1:23:38.674
18	2	4:49.071	1:44.858	1:22.634	1:41.579	312.7	1:28:27.745
19	2	3:31.980	33.699	1:21.060	1:37.221	294.0	1:31:59.725
20	2	3:49.797 B	33.514	1:20.224	1:56.059	298.0	1:35:49.522
21	2	12:10.408	9:04.439	1:23.857	1:42.112		1:47:59.930

Lap	D	Time	Sector 1	Sector 2	Sector 3	T. Spd	Elapsed
1	1	4:01.484 B	43.831	1:27.622	1:50.031	260.0	4:01.484
2	1	7:48.272	4:46.855	1:23.607	1:37.810	281.0	11:49.756
3	1	3:34.300	34.408	1:22.564	1:37.328	282.5	15:24.056
4	1	3:32.009	32.840	1:21.386	1:37.783	290.0	18:56.065
5	1	3:29.590	33.052	1:21.509	1:35.029	288.5	22:25.655
6	1	3:29.354	33.428	1:19.624	1:36.302	292.4	25:55.009
7	1	3:27.662	32.911	1:19.457	1:35.294	295.6	29:22.671
8	1	3:38.003 B	32.612	1:19.271	1:46.120	309.1	33:00.674
9	1	8:57.124	5:57.743	1:21.767	1:37.614	296.4	41:57.798
10	1	3:27.341	33.164	1:19.958	1:34.219	298.0	45:25.139
11	1	3:35.722 B	32.933	1:20.083	1:42.706	294.8	49:00.861
12	1	15:29.311	...	1:20.610	1:34.687	303.0	1:04:30.172
13	1	3:35.331	35.365	1:20.204	1:39.762	298.0	1:08:05.503
14	1	3:29.632	33.149	1:20.016	1:36.467	288.5	1:11:35.135
15	1	3:34.566 B	32.764	1:19.249	1:42.553	305.6	1:15:09.701
16	1	12:11.291	9:13.779	1:20.320	1:37.192	290.8	1:27:20.992
17	1	3:28.251	32.911	1:20.201	1:35.139	299.7	1:30:49.243
18	1	3:27.144	33.191	1:19.697	1:34.256	298.8	1:34:16.387
19	1	5:54.261 B	37.098	1:56.934	3:20.229	195.3	1:40:10.648
20	1	12:11.259	9:12.950	1:20.362	1:37.947	305.6	1:52:21.907
21	1	4:13.847	1:13.513	1:20.190	1:40.144	329.8	1:56:35.754
22	1	4:10.021	1:13.788	1:19.283	1:36.950	308.2	2:00:45.775
23	1	3:27.228	32.613	1:18.863	1:35.752	305.6	2:04:13.003
24	1	3:25.902	32.721	1:19.114	1:34.067	306.5	2:07:38.905
25	1	3:39.797 B	33.302	1:18.587	1:47.908	307.3	2:11:18.702
26	1	12:54.662	9:59.879	1:20.187	1:34.596	305.6	2:24:13.364
27	1	3:28.351	33.557	1:19.776	1:35.018	290.8	2:27:41.715
28	1	3:28.243	32.631	1:19.898	1:35.714	297.2	2:31:09.958
29	1	5:14.437 B	33.325	1:19.167	3:21.945	303.0	2:36:24.395
30	3	11:48.189	8:43.631	1:23.673	1:40.885		2:48:12.584
31	3	3:30.025	33.153	1:20.225	1:36.647	288.5	2:51:42.609



24h LE MANS



TEST DAY 24 HEURES DU MANS 2014 Test Practice 1

Sector Analysis

Personal Best Session Best B Crossing the finish line in pit lane

Lap	D	Time	Sector 1	Sector 2	Sector 3	T. Spd	Elapsed	Lap	D	Time	Sector 1	Sector 2	Sector 3	T. Spd	Elapsed
32	3	3:27.820	32.879	1:19.176	1:35.765	286.9	2:55:10.429	1	3	8:29.162 B	3:59.598	1:57.092	2:32.472	184.6	8:29.162
33	3	3:27.243	33.026	1:19.583	1:34.634	288.5	2:58:37.672	2	3	23:57.167	...	1:33.209	2:01.596	258.2	32:26.329
34	3	3:27.267	32.997	1:19.379	1:34.891	298.0	3:02:04.939	3	3	4:04.903 B	37.982	1:26.451	2:00.470	314.5	36:31.232
35	3	3:25.881	32.648	1:19.387	1:33.846		3:05:30.820	4	3	30:31.929 B	...	1:25.703	1:54.500	318.2	1:07:03.161
36	3	3:38.661 B	32.735	1:18.632	1:47.294	326.8	3:09:09.481	5	3	15:18.794	...	1:25.884	1:43.734	314.5	1:22:21.955
37	3	9:29.023	6:32.430	1:20.482	1:36.111	331.8	3:18:38.504	6	3	3:50.182 B	36.219	1:24.117	1:49.846	321.0	1:26:12.137
38	3	3:35.170	32.590	1:18.963	1:43.617	286.9	3:22:13.674	7	3	23:47.434	...	1:25.740	1:54.016	317.2	1:49:59.571
39	3	4:06.966	1:09.853	1:20.795	1:36.318	310.9	3:26:20.640	8	3	4:32.219 B	1:14.108	1:25.801	1:52.310	320.1	1:54:31.790
40	3	3:37.288 B	33.631	1:19.419	1:44.238		3:29:57.928	9	3	29:09.045	...	1:25.173	1:42.451	320.1	2:23:40.835
41	3	27:01.757	...	1:21.500	1:37.274	316.3	3:56:59.685	10	3	3:42.177	35.106	1:23.581	1:43.490	323.9	2:27:23.012
42	3	3:29.174	32.761	1:21.857	1:34.556	296.4	4:00:28.859	11	3	3:42.684	34.508	1:24.277	1:43.899	320.1	2:31:05.696

12 Rebellion Racing
1. Nicolas PROST
2. Nick HEIDFELD

3. Mathias BECHE

Rebellion R-One - Toyota
LMP1 - L

1	3	8:05.644 B	4:26.877	1:33.825	2:04.942	237.2	8:05.644
2	3	22:37.873 B	...	1:27.950	1:56.868	273.9	30:43.517
3	3	8:50.620	5:37.195	1:26.785	1:46.640	283.9	39:34.137
4	3	3:47.851	35.829	1:24.965	1:47.057	311.8	43:21.988
5	3	3:44.721	35.179	1:23.890	1:45.652	312.7	47:06.709
6	3	3:43.972	35.001	1:24.945	1:44.026	318.2	50:50.681
7	3	3:42.237	35.146	1:25.532	1:41.559	307.3	54:32.918
8	3	3:50.939 B	35.690	1:23.811	1:51.438	312.7	58:23.857
9	3	14:38.171	...	1:24.896	1:42.452	313.6	1:13:02.028
10	3	3:38.093	34.665	1:23.076	1:40.352	319.1	1:16:40.121
11	3	3:40.004	34.362	1:23.053	1:42.589	320.1	1:20:20.125
12	3	3:39.977	34.441	1:23.732	1:41.804	313.6	1:24:00.102
13	3	3:39.344	35.458	1:23.532	1:40.354	318.2	1:27:39.446
14	3	3:40.396	34.933	1:23.304	1:42.159	316.3	1:31:19.842
15	3	3:44.105 B	33.842	1:23.900	1:46.363	315.4	1:35:03.947
16	3	26:28.670	...	1:25.616	1:43.997	303.9	2:01:32.617
17	3	3:40.769	34.635	1:23.197	1:42.937	302.2	2:05:13.386
18	3	3:38.553	34.259	1:22.940	1:41.354	310.0	2:08:51.939
19	3	3:37.495	34.274	1:23.145	1:40.076	310.9	2:12:29.434
20	3	3:45.574 B	33.949	1:22.609	1:49.016	322.0	2:16:15.008
21	1	14:39.540	...	1:28.440	1:49.198	296.4	2:30:54.548
22	1	3:46.717	36.339	1:26.175	1:44.203	290.0	2:34:41.265
23	1	3:44.789	35.598	1:26.284	1:42.907	294.8	2:38:26.054
24	1	3:41.925	34.633	1:23.732	1:43.560	321.0	2:42:07.979
25	1	3:40.999	34.713	1:24.505	1:41.781	293.2	2:45:48.978
26	1	3:47.163	34.441	1:26.789	1:45.933	323.9	2:49:36.141
27	1	3:39.889	34.460	1:23.170	1:42.259	322.0	2:53:16.030
28	1	3:39.028	34.290	1:23.925	1:40.813	304.7	2:56:55.058
29	1	3:38.575	34.157	1:23.052	1:41.366	321.0	3:00:33.633
30	1	3:40.821	34.193	1:25.752	1:40.876	320.1	3:04:14.454
31	1	3:40.116	33.944	1:23.589	1:42.583	319.1	3:07:54.570
32	1	3:52.474 B	34.099	1:26.217	1:52.158	324.9	3:11:47.044
33	1	10:40.369	7:13.664	1:26.082	2:00.623	280.3	3:22:27.413
34	1	4:27.299	1:14.756	1:24.619	1:47.924	324.9	3:26:54.712
35	1	3:49.437	34.711	1:23.509	1:51.217	326.8	3:30:44.149
36	1	7:04.520 B	38.359	3:08.963	3:17.198	121.6	3:37:48.669
37	2	12:24.942	6:02.643	2:57.521	3:24.778	117.7	3:50:13.611
38	2	5:08.820	1:08.553	2:09.119	1:51.148	142.9	3:55:22.431
39	2	3:48.516	37.364	1:26.670	1:44.482	315.4	3:59:10.947
40	2	3:42.076	35.357	1:25.040	1:41.679	310.0	4:02:53.023

13 Rebellion Racing
1. Dominik KRAIHAMER
2. Andrea BELICCHI

3. Fabio LEIMER

Rebellion R-One - Toyota
LMP1 - L

13	3	3:46.097 B	36.334	1:23.344	1:46.419	325.8	2:38:28.430
14	1	25:54.045	...	1:29.731	1:47.484	254.5	3:04:22.475
15	1	3:53.699 B	35.039	1:23.949	1:54.711	322.0	3:08:16.174
16	1	27:01.628 B	...	2:00.593	2:44.755	140.3	3:35:17.802
17	1	21:52.583	...	1:29.223	1:46.922	272.5	3:57:10.385
18	1	3:40.567	34.531	1:23.627	1:42.409	322.0	4:00:50.952

14 Porsche Team
1. Romain DUMAS
2. Neel JANI

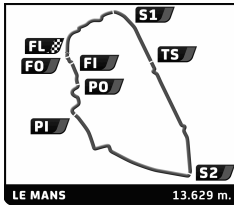
3. Marc LIEB

Porsche 919 Hybrid
LMP1 - H

1	2	4:27.482	1:06.718	1:31.720	1:49.044	220.3	4:27.482
2	2	3:53.575	36.309	1:27.528	1:49.738	303.9	8:21.057
3	2	3:50.917	39.925	1:26.551	1:44.441	281.0	12:11.974
4	2	3:38.015	34.800	1:21.038	1:42.177	324.9	15:49.989
5	2	3:47.074 B	34.412	1:22.367	1:50.295	298.8	19:37.063
6	2	19:51.583	...	1:21.842	1:40.016	322.0	39:28.646
7	2	3:34.904	35.107	1:22.374	1:37.423	290.0	43:03.550
8	2	3:31.688	33.908	1:20.215	1:37.565	286.2	46:35.238
9	2	3:32.853	34.255	1:20.834	1:37.764	284.7	50:08.091
10	2	3:46.389 B	36.462	1:22.617	1:47.310	286.9	53:54.480
11	2	14:09.769	...	1:24.503	1:42.550	292.4	1:08:04.249
12	2	3:37.868	34.003	1:21.868	1:41.997	285.4	1:11:42.117
13	2	3:52.709	35.912	1:20.678	1:56.119	309.1	1:15:34.826
14	2	3:34.091	33.414	1:21.103	1:39.574	290.8	1:19:08.917
15	2	3:31.885	34.784	1:19.634	1:37.467	292.4	1:22:40.802
16	2	3:32.543	33.379	1:19.239	1:39.925	286.9	1:26:13.345
17	2	3:37.005 B	33.070	1:19.313	1:44.622	288.5	1:29:50.350
18	3	17:03.703	...	2:45.213	1:48.724	218.5	1:46:54.053
19	3	4:18.359	1:15.270	1:21.828	1:41.261	322.0	1:51:12.412
20	3	4:11.833	1:10.594	1:22.173	1:39.066	325.8	1:55:24.245
21	3	4:15.556	1:16.359	1:21.186	1:38.011	325.8	1:59:39.801
22	3	3:33.584	35.196	1:20.228	1:38.160	284.7	2:03:13.385
23	3	3:30.924	34.037	1:19.209	1:37.678	290.0	2:06:44.309
24	3	3:40.494 B	33.673	1:19.037	1:47.784	297.2	2:10:24.803
25	3	4:38.790	1:38.682	1:21.875	1:38.233	298.0	2:15:03.593
26	3	3:30.925	33.658	1:20.599	1:36.668	292.4	2:18:34.518
27	3	3:29.633	34.357	1:19.529	1:35.747	292.4	2:22:04.151
28	3	3:29.406	33.161	1:19.252	1:36.993	291.6	2:25:33.557
29	3	3:44.601 B	33.564	1:20.061	1:50.976	294.0	2:29:18.158
30	3	4:34.035	1:38.317	1:18.573	1:37.145	316.3	2:33:52.193
31	3	3:30.608	34.528	1:19.141	1:36.939	295.6	2:37:22.801
32	3	3:33.617	33.626	1:19.489	1:40.502	291.6	2:40:56.418
33	3	3:29.047	33.498	1:19.520	1:36.029	286.2	2:44:25.465
34	3	3:43.617 B	36.028	1:19.395	1:48.194	298.0	2:48:09.082
35	3	4:35.131	1:35.744	1:21.421	1:37.966	318.2	2:52:44.213
36	3	3:31.021	33.939	1:19.549	1:37.533	292.4	2:56:15.234



24h LE MANS



TEST DAY 24 HEURES DU MANS 2014 Test Practice 1

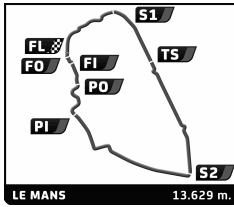
Sector Analysis

Personal Best Session Best B Crossing the finish line in pit lane

Lap	D	Time	Sector 1	Sector 2	Sector 3	T. Spd	Elapsed	Lap	D	Time	Sector 1	Sector 2	Sector 3	T. Spd	Elapsed
37	3	3:27.770	33.328	1:19.136	1:35.306	293.2	2:59:43.004	24 Sebastian Loeb Racing 1.Vincent CAPILLAIRE 2.René RAST 3.Jan CHAROUZ 4.Laurens VANTHOOR	Oreca 03 - Nissan LMP2						
38	3	3:31.060	33.427	1:19.105	1:38.528	294.0	3:03:14.064								
39	3	3:40.770	33.452	1:19.113	1:48.205	294.0	3:06:54.834								
40	3	4:34.441	1:35.173	1:21.507	1:37.761	317.2	3:11:29.275								
41	3	3:31.534	33.595	1:19.432	1:38.507	291.6	3:15:00.809								
42	3	3:28.225	34.132	1:18.711	1:35.382	290.0	3:18:29.034								
43	3	3:35.957	33.097	1:18.405	1:44.455	297.2	3:22:04.991								
44	3	4:29.564	1:21.195	1:19.622	1:48.747	325.8	3:26:34.555								
45	1	15:59.936	9:32.824	3:03.600	3:23.512	109.6	3:42:34.491								
46	1	7:31.860	1:04.681	3:02.488	3:24.691	104.2	3:50:06.351								
47	1	4:53.832	1:09.992	2:00.372	1:43.468	168.8	3:55:00.183								
48	1	3:36.214	34.898	1:21.261	1:40.055	309.1	3:58:36.397								
49	1	3:31.493	34.178	1:19.711	1:37.604	313.6	4:02:07.890								
20								Porsche Team 1.Timo BERNHARD 2.Mark WEBBER 3.Brendon HARTLEY Porsche 919 Hybrid LMP1 - H							
1	2	4:33.444	1:06.114	1:33.476	1:53.854	257.6	4:33.444								
2	2	4:04.347	38.428	1:31.117	1:54.802	313.6	8:37.791								
3	2	3:45.021	38.229	1:22.888	1:43.904	310.9	12:22.812								
4	2	3:41.573	34.868	1:22.905	1:43.800	286.9	16:04.385								
5	2	3:47.439	34.936	1:21.699	1:50.804	298.0	19:51.824								
6	2	22:39.079	...	1:21.901	1:39.855	321.0	42:30.903								
7	2	3:32.519	33.818	1:20.351	1:38.350	287.7	46:03.422								
8	2	3:30.979	33.380	1:19.765	1:37.834	289.3	49:34.401								
9	2	3:29.657	33.212	1:19.510	1:36.935	290.0	53:04.058								
10	2	3:38.806	33.470	1:19.381	1:45.955	294.0	56:42.864								
11	1	5:13.651	2:05.701	1:27.549	1:40.401	294.0	1:01:56.515								
12	1	3:31.489	33.855	1:20.116	1:37.518	294.0	1:05:28.004								
13	1	3:30.791	34.262	1:19.796	1:36.733	296.4	1:08:58.795								
14	1	3:29.500	33.146	1:19.460	1:36.894	299.7	1:12:28.295								
15	1	3:38.362	33.498	1:18.737	1:46.127	307.3	1:16:06.657								
16	1	19:57.184	...	1:19.631	1:47.527	322.9	1:36:03.841								
17	1	7:14.878	36.894	3:00.938	3:37.046	102.5	1:43:18.719								
18	1	4:14.975	1:13.103	1:21.719	1:40.153	321.0	1:47:33.694								
19	1	4:16.719	1:10.611	1:20.256	1:45.852	330.8	1:51:50.413								
20	1	10:51.797	7:54.186	1:21.531	1:36.080	303.9	2:02:42.210								
21	1	3:34.644	33.202	1:19.368	1:42.074	296.4	2:06:16.854								
22	1	3:27.971	33.153	1:19.326	1:35.492	303.9	2:09:44.825								
23	1	3:27.032	33.541	1:19.069	1:34.422	305.6	2:13:11.857								
24	1	3:39.945	33.827	1:20.677	1:45.441	314.5	2:16:51.802								
25	3	5:43.077	2:22.726	1:26.958	1:53.393	318.2	2:22:34.879								
26	3	3:33.859	34.898	1:20.852	1:38.109	303.0	2:26:08.738								
27	3	3:34.246	33.418	1:19.648	1:41.180	299.7	2:29:42.984								
28	3	3:35.721	34.582	1:19.849	1:41.290	301.3	2:33:18.705								
29	3	3:55.341	34.431	1:21.149	1:59.761	330.8	2:37:14.046								
30	3	11:29.158	8:21.710	1:24.500	1:42.948	322.9	2:48:43.204								
31	3	3:29.140	34.528	1:18.694	1:35.918	322.9	2:52:12.344								
32	3	3:26.488	33.286	1:18.515	1:34.687	328.8	2:55:38.832								
33	3	3:28.595	33.111	1:18.488	1:36.996	328.8	2:59:07.427								
34	3	3:41.043	33.064	1:18.486	1:49.493	312.7	3:02:48.470								
35	3	26:28.656	...	1:19.928	1:36.861	329.8	3:29:17.126								
36	3	5:49.208	33.376	2:01.578	3:14.254	169.3	3:35:06.334								
37	3	7:25.855	58.827	3:02.682	3:24.346	96.6	3:42:32.189								
38	3	7:33.134	1:06.081	3:02.220	3:24.833	108.1	3:50:05.323								
39	3	4:46.649	1:10.288	1:59.649	1:36.712	166.4	3:54:51.972								
40	3	3:27.805	34.442	1:18.280	1:35.083	320.1	3:58:19.777								
41	3	3:26.179	33.131	1:17.667	1:35.381	332.9	4:01:45.956								
26								G-Drive Racing 1.Roman RUSINOV 2.Olivier PLA 3.Julien CANAL Morgan - Nissan LMP2							
1	1	1:00:20.318	...	1:36.426	1:54.671	200.0	1:00:20.318								
2	1	3:57.335	37.237	1:28.822	1:51.276	296.4	1:04:17.653								
3	1	3:55.449	37.144	1:29.053	1:49.252	297.2	1:08:13.102								
4	1	3:51.341	36.937	1:28.759	1:45.645	296.4	1:12:04.443								
5	1	3:49.136	35.654	1:27.114	1:46.368	300.5	1:15:53.579								
6	1	3:54.875	35.467	1:26.868	1:52.540	297.2	1:19:48.454								
7	1	20:21.773	...	2:21.669	3:22.663	213.8	1:40:10.227								
8	1	23:41.508	...	1:28.160	1:43.133	290.8	2:03:51.735								
9	1	3:42.818	35.528	1:26.034	1:41.256	298.0	2:07:34.553								
10	1	3:42.214	34.696	1:25.451	1:42.067	300.5	2:11:16.767								
11	1	3:50.667	34.863	1:25.573	1:50.231	301.3	2:15:07.434								
12	1	16:00.232	...	1:27.919	1:44.155	294.8	2:31:07.666								
13	1	3:42.012	35.186	1:25.649	1:41.177	299.7	2:34:49.678								



24h LE MANS



TEST DAY 24 HEURES DU MANS 2014 Test Practice 1

Sector Analysis

Personal Best Session Best B Crossing the finish line in pit lane

Lap	D	Time	Sector 1	Sector 2	Sector 3	T. Spd	Elapsed	Lap	D	Time	Sector 1	Sector 2	Sector 3	T. Spd	Elapsed
14	1	3:48.394 B	34.768	1:25.695	1:47.931	301.3	2:38:38.072	13	3	6:33.565	3:14.014	1:30.420	1:49.131	285.4	1:26:21.323
15	3	7:42.818	4:23.825	1:30.296	1:48.697	283.2	2:46:20.890	14	3	3:50.035	35.532	1:28.245	1:46.258	286.2	1:30:11.358
16	3	3:48.856	36.453	1:27.634	1:44.769	297.2	2:50:09.746	15	3	3:48.394	35.150	1:27.867	1:45.377	289.3	1:33:59.752
17	3	3:50.826	37.448	1:28.935	1:44.443	282.5	2:54:00.572	16	3	6:09.765	35.193	2:14.386	3:20.186	278.8	1:40:09.517
18	3	3:48.011	36.838	1:26.646	1:44.527	298.8	2:57:48.583	17	3	6:32.724 B	1:56.350	2:33.628	2:02.746	246.4	1:46:42.241
19	3	3:44.209	35.001	1:26.420	1:42.788	298.8	3:01:32.792	18	2	8:30.280	4:52.798	1:33.710	2:03.772	284.7	1:55:12.521
20	3	3:45.684	34.932	1:26.433	1:44.319	298.8	3:05:18.476	19	2	4:41.151	1:24.476	1:29.586	1:47.089	286.2	1:59:53.672
21	3	3:46.288	35.429	1:26.086	1:44.773	298.8	3:09:04.764	20	2	3:53.196	36.399	1:28.819	1:47.978	287.7	2:03:46.868
22	3	4:00.463 B	35.237	1:26.151	1:59.075	301.3	3:13:05.227	21	2	3:52.201	36.017	1:29.153	1:47.031	287.7	2:07:39.069
23	3	6:57.706	3:46.851			297.2	3:20:02.933	22	2	3:51.117	36.091	1:28.236	1:46.790	289.3	2:11:30.186
24	3	5:02.832	1:34.738	1:42.844	1:45.250	281.7	3:25:05.765	23	2	4:01.097 B	36.505	1:29.667	1:54.925	287.7	2:15:31.283
25	3	3:44.167	35.039	1:26.775	1:42.353	296.4	3:28:49.932	24	2	5:54.982	2:41.533	1:27.954	1:45.495	290.8	2:21:26.265
26	3	6:10.178	34.951	2:16.833	3:18.394	297.2	3:35:00.110	25	2	3:47.523	34.972	1:28.442	1:44.109	287.7	2:25:13.788
27	3	7:26.811	1:00.750	3:01.452	3:24.609	113.6	3:42:26.921	26	2	3:50.936	35.570	1:28.146	1:47.220	291.6	2:29:04.724
28	3	7:36.111 B	1:06.755	3:01.836	3:27.520	108.0	3:50:03.032	27	2	3:57.127 B	35.093	1:28.539	1:53.495	290.0	2:33:01.851

27 SMP Racing
1. Sergey ZLOBIN
2. Anton LADYGIN
3. Mika SALO
Oreca 03 - Nissan
LMP2

1	2	10:32.756 B	5:16.883	2:23.462	2:52.411	172.5	10:32.756
2	2	9:45.860	5:03.382	2:11.454	2:31.024	174.8	20:18.616
3	2	5:24.684	48.694	2:02.212	2:33.778	201.8	25:43.300
4	2	5:40.034 B	51.192	2:04.884	2:43.958	183.0	31:23.334
5	2	1:23:52.410	...	1:35.049	2:06.988	294.8	1:55:15.744
6	2	4:48.536	1:25.108	1:31.503	1:51.925	296.4	2:00:04.280
7	2	3:56.304	38.032	1:29.390	1:48.882	298.8	2:04:00.584
8	2	3:55.513	36.428	1:28.544	1:50.541	301.3	2:07:56.097
9	2	3:50.757	36.529	1:27.854	1:46.374	300.5	2:11:46.854
10	2	4:00.757 B	37.059	1:28.746	1:54.952	298.8	2:15:47.611
11	1	8:36.040	5:15.987	1:30.592	1:49.461	301.3	2:24:23.651
12	1	7:50.691 B	36.808	1:28.346	5:45.537	301.3	2:32:14.342
13	1	20:54.981	...	1:28.960	1:50.675	298.8	2:53:09.323
14	1	3:50.668	36.994	1:28.259	1:45.415	300.5	2:56:59.991
15	1	3:47.766	35.803	1:26.775	1:45.188	302.2	3:00:47.757
16	1	3:48.250	36.194	1:27.960	1:44.096	303.0	3:04:36.007
17	1	3:48.271	35.739	1:26.998	1:45.534	303.0	3:08:24.278
18	1	4:01.186 B	35.815	1:27.531	1:57.840	302.2	3:12:25.464
19	3	9:35.682	5:58.360	1:33.871	2:03.451	263.2	3:22:01.146
20	3	4:38.990	1:18.600	1:30.211	1:50.179	299.7	3:26:40.136
21	3	4:08.082 B	37.422	1:28.977	2:01.683	301.3	3:30:48.218
22	3	21:55.408	...	3:13.253	3:09.729	100.9	3:52:43.626
23	3	4:03.396	41.409	1:30.770	1:51.217	298.8	3:56:47.022
24	3	3:53.604	36.783	1:29.332	1:47.489	300.5	4:00:40.626

29 Pegasus Racing
1. Julien SCHELL
2. Nicolas LEUTWILLER
3. Léo ROUSSEL
Morgan - Nissan
LMP2

1	1	15:32.739	...	1:43.036	2:03.131	197.4	15:32.739
2	1	4:11.551	40.480	1:34.258	1:56.813	271.1	19:44.290
3	1	4:03.964	37.936	1:31.523	1:54.505	284.7	23:48.254
4	1	4:10.924 B	36.892	1:31.174	2:02.858	274.6	27:59.178
5	1	15:26.934	...	1:32.567	1:53.260	283.2	43:26.112
6	1	3:56.010	36.219	1:29.747	1:50.044	286.9	47:22.122
7	1	4:05.702 B	36.251	1:30.314	1:59.137	289.3	51:27.824
8	2	12:13.456	8:36.867	1:39.862	1:56.727	205.7	1:03:41.280
9	2	4:02.596	38.111	1:32.461	1:52.024	278.8	1:07:43.876
10	2	4:00.172	37.812	1:31.687	1:50.673	287.7	1:11:44.048
11	2	3:59.360	38.054	1:31.167	1:50.139	292.4	1:15:43.408
12	2	4:04.350 B	37.645	1:30.332	1:56.373	287.7	1:19:47.758

33 OAK Racing - Team Asia
1. David CHENG
2. Ho-Pin TUNG
3. Adderly FONG
Ligier JS P2 - HPD
LMP2

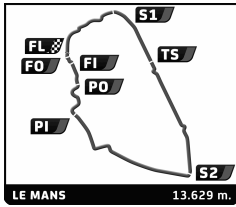
1	2	13:50.574 B	...	1:35.745	2:11.056	284.7	13:50.574
2	2	22:43.673	...	1:33.881	1:55.470	283.9	36:34.247
3	2	3:57.473	37.539	1:31.093	1:48.841	286.9	40:31.720
4	2	3:52.232	36.150	1:29.183	1:46.899	288.5	44:23.952
5	2	4:06.667 B	36.750	1:29.903	2:00.014	288.5	48:30.619
6	1	14:24.905	...	1:37.229	1:57.407	287.7	1:02:55.524
7	1	4:06.756	39.563	1:33.084	1:54.109	288.5	1:07:02.280
8	1	4:05.176	38.993	1:32.545	1:53.638	289.3	1:11:07.456
9	1	4:09.299	38.915	1:36.599	1:53.785	290.8	1:15:16.755
10	1	4:10.442	38.923	1:33.155	1:58.364	290.0	1:19:27.197
11	1	4:06.633	39.201	1:33.865	1:53.567	290.8	1:23:33.830
12	1	4:02.071	39.993	1:31.793	1:50.285	293.2	1:27:35.901
13	1	4:01.331	38.102	1:31.857	1:51.372	290.8	1:31:37.232
14	1	4:05.988	37.502	1:31.360	1:57.126	290.8	1:35:43.220
15	1	7:37.878 B	51.336	3:04.548	3:41.994	107.1	1:43:21.098

34 Race Performance
1. Michel FREY
2. Franck MAILLEUX
3. Jon LANCASTER
Oreca 03 - Judd
LMP2

1	1	17:08.511 B	...	1:34.678	2:01.578	286.9	17:08.511
2	1	12:33.823	9:14.355	1:29.980	1:49.488	298.8	29:42.334
3	1	3:52.609	36.744	1:28.881	1:46.984	298.0	33:34.943
4	1	3:52.141	37.419	1:28.405	1:46.317	298.0	37:27.084
5	1	3:48.554	35.918	1:27.563	1:45.073	300.5	41:15.638
6	1	3:57.487 B	36.257	1:27.630	1:53.600	281.0	45:13.125
7	1	25:08.869 B	...	1:33.328	2:06.447	230.2	1:10:21.994
8	1	7:48.132	4:36.346	1:28.069	1:43.717	284.7	1:18:10.126
9	1	3:45.253	35.438	1:26.358	1:43.457	299.7	1:21:55.379
10	1	3:45.070	35.179	1:26.080	1:43.811	300.5	1:25:40.449
11	1	4:05.412 B	36.223	1:27.017	2:02.172	298.0	1:29:45.861
12	3	17:18.947	...	2:46.406	1:55.117	196.7	1:47:04.808
13	3	4:35.670	1:17.219	1:29.304	1:49.147	303.9	1:51:40.478
14	3	4:33.296	1:17.023	1:28.529	1:47.744	299.7	1:56:13.774
15	3	4:34.634	1:16.257	1:27.551	1:50.826	301.3	2:00:48.408



24h LE MANS



TEST DAY 24 HEURES DU MANS 2014 Test Practice 1

Sector Analysis

Personal Best Session Best B Crossing the finish line in pit lane

Lap	D	Time	Sector 1	Sector 2	Sector 3	T. Spd	Elapsed	Lap	D	Time	Sector 1	Sector 2	Sector 3	T. Spd	Elapsed
16	3	3:50.423	36.807	1:28.882	1:44.734	299.7	2:04:38.831	32	1	22:52.347	...	1:28.355	1:46.595	297.2	3:23:24.975
17	3	3:48.252	35.721	1:27.097	1:45.434	298.8	2:08:27.083	33	1	3:44.755	35.076	1:26.644	1:43.035	303.0	3:27:09.730
18	3	3:46.349	35.036	1:27.236	1:44.077	302.2	2:12:13.432	34	1	3:53.151	34.872	1:26.714	1:51.565	301.3	3:31:02.881
19	3	3:50.282	35.414	1:26.788	1:48.080	301.3	2:16:03.714	35	1	6:50.437 B	40.193	2:54.340	3:15.904	87.5	3:37:53.318
20	3	3:44.714	35.006	1:26.460	1:43.248	300.5	2:19:48.428								
21	3	3:51.714	38.165	1:28.099	1:45.450	299.7	2:23:40.142								
22	3	3:57.331 B	37.404	1:27.330	1:52.597	301.3	2:27:37.473								
23	2	13:09.910	9:48.380	1:32.050	1:49.480	236.2	2:40:47.383								
24	2	3:51.231	37.699	1:27.493	1:46.039	299.7	2:44:38.614								
25	2	3:46.104	35.594	1:27.097	1:43.413	300.5	2:48:24.718								
26	2	3:43.448	35.133	1:26.377	1:41.938	300.5	2:52:08.166								
27	2	3:47.925	35.068	1:26.286	1:46.571	303.0	2:55:56.091								
28	2	3:42.320	34.984	1:25.840	1:41.496	300.5	2:59:38.411								
29	2	3:48.430	36.561	1:26.575	1:45.294	303.0	3:03:26.841								
30	2	3:47.131	35.982	1:25.799	1:45.350	303.0	3:07:13.972								
31	2	3:47.865	35.934	1:26.816	1:45.115	302.2	3:11:01.837								
32	2	3:43.246	35.076	1:25.789	1:42.381	300.5	3:14:45.083								
33	2	3:50.661 B	35.400	1:26.053	1:49.208	300.5	3:18:35.744								
34	2	9:47.301	6:35.906	1:27.732	1:43.663	297.2	3:28:23.045								
35	2	4:48.396 B	34.790	1:34.815	2:38.791	301.3	3:33:11.441								
36	1	19:31.859	...	3:12.384	3:11.700	118.5	3:52:43.300								
37	1	4:00.258	42.154	1:30.828	1:47.276	283.2	3:56:43.558								
38	1	3:45.406	35.751	1:26.692	1:42.963	303.0	4:00:28.964								

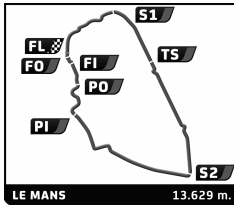
Lap	D	Time	Sector 1	Sector 2	Sector 3	T. Spd	Elapsed
1	2	10:01.083 B	6:23.962	1:34.540	2:02.581	284.7	10:01.083
2	1	15:13.897	...	1:29.944	1:48.432	287.7	25:14.980
3	1	3:46.819	35.451	1:27.808	1:43.560	290.8	29:01.799
4	1	3:58.449 B	34.894	1:27.534	1:56.021	293.2	33:00.248
5	3	14:02.958	...	1:35.171	1:54.714	253.9	47:03.206
6	3	3:59.288	37.546	1:31.255	1:50.487	288.5	51:02.494
7	3	3:57.289	37.023	1:31.312	1:48.954	290.8	54:59.783
8	3	3:54.922	36.282	1:29.498	1:49.142	290.0	58:54.705
9	3	3:53.840	35.798	1:29.639	1:48.403	290.8	1:02:48.545
10	3	3:56.057	35.649	1:28.899	1:51.509	293.2	1:06:44.602
11	3	3:51.503	36.196	1:30.077	1:45.230	288.5	1:10:36.105
12	3	3:51.188	35.286	1:28.518	1:47.384	290.8	1:14:27.293
13	3	3:51.150	37.380	1:29.146	1:44.624	291.6	1:18:18.443
14	3	3:57.624 B	35.988	1:27.744	1:53.892	291.6	1:22:16.067
15	2	17:56.549	...	1:53.941	3:16.131	160.5	1:40:12.616
16	2	6:39.682	1:55.566	2:49.903	1:54.213	215.9	1:46:52.298
17	2	4:38.218	1:19.904	1:30.168	1:48.146	291.6	1:51:30.516
18	2	4:31.323	1:16.238	1:28.513	1:46.572	298.0	1:56:01.839
19	2	4:29.311	1:17.291	1:28.586	1:43.434	293.2	2:00:31.150
20	2	3:47.328	35.551	1:28.380	1:43.397	298.0	2:04:18.478
21	2	3:45.120	35.297	1:26.295	1:43.528	298.0	2:08:03.598
22	2	3:43.842	35.537	1:26.401	1:41.904	298.0	2:11:47.440
23	2	3:51.131	37.117	1:28.505	1:45.509	298.8	2:15:38.571
24	2	3:50.154 B	34.966	1:26.152	1:49.036	297.2	2:19:28.725
25	2	18:26.774	...	1:28.574	1:42.546	294.8	2:37:55.499
26	2	3:45.585	35.811	1:28.111	1:41.663	295.6	2:41:41.084
27	2	3:46.087	34.972	1:25.857	1:45.258	300.5	2:45:27.171
28	2	3:46.092	34.809	1:26.740	1:44.543	301.3	2:49:13.263
29	2	3:47.056	35.996	1:26.391	1:44.669	298.0	2:53:00.319
30	2	3:41.924	34.568	1:25.604	1:41.752	299.7	2:56:42.243
31	2	3:50.385 B	34.567	1:25.396	1:50.422	298.8	3:00:32.628

Lap	D	Time	Sector 1	Sector 2	Sector 3	T. Spd	Elapsed
1	1	11:39.123	8:03.240	1:35.150	2:00.733	255.1	11:39.123
2	1	4:05.622 B	37.568	1:31.578	1:56.476	297.2	15:44.745
3	1	19:30.059	...	1:30.481	1:46.282	293.2	35:14.804
4	1	3:47.476	35.618	1:27.434	1:44.424	297.2	39:02.280
5	1	3:44.845	35.107	1:26.870	1:42.868	297.2	42:47.125
6	1	3:45.898	35.821	1:26.599	1:43.478	298.8	46:33.023
7	1	3:46.069	35.585	1:27.341	1:43.143	297.2	50:19.092
8	1	3:44.169	35.102	1:26.765	1:42.302	298.0	54:03.261
9	1	3:43.682	34.906	1:26.699	1:42.077	294.8	57:46.943
10	1	3:55.251 B	35.827	1:26.757	1:52.667	298.0	1:01:42.194
11	2	16:23.446	...	1:33.868	1:54.271	291.6	1:18:05.640
12	2	3:57.350	37.009	1:31.823	1:48.518	294.8	1:22:02.990
13	2	3:52.846	35.783	1:29.408	1:47.655	295.6	1:25:55.836
14	2	3:54.384	35.689	1:28.311	1:50.384	298.0	1:29:50.220
15	2	3:49.798	35.938	1:28.292	1:45.568	297.2	1:33:40.018
16	2	4:47.923	37.423	1:45.232	2:25.268	296.4	1:38:27.941
17	2	6:13.193	1:37.417	2:28.269	2:07.507	123.1	1:44:41.134
18	2	4:39.115	1:19.026	1:30.688	1:49.401	294.0	1:49:20.249
19	2	4:28.103	1:12.894	1:28.346	1:46.863	298.8	1:53:48.352
20	2	4:45.571 B	1:15.431	1:30.415	1:59.725	294.8	1:58:33.923
21	2	7:51.184	4:33.660	1:29.538	1:47.986	296.4	2:06:25.107
22	2	3:52.187	37.691	1:28.396	1:46.100	298.8	2:10:17.294
23	2	3:50.255	36.056	1:27.551	1:46.648	300.5	2:14:07.549
24	2	3:47.982	35.228	1:27.912	1:44.842	299.7	2:17:55.531
25	2	3:46.383	35.223	1:27.139	1:44.021	298.0	2:21:41.914
26	2	3:59.475 B	35.827	1:27.456	1:56.192	297.2	2:25:41.389
27	1	12:24.193	9:11.623	1:27.233	1:45.337	296.4	2:38:05.582
28	1	3:48.035	35.314	1:26.932	1:45.789	299.7	2:41:53.617
29	1	3:45.141	35.675	1:26.709	1:42.757	298.0	2:45:38.758
30	1	3:44.080	35.030	1:26.557	1:42.493	299.7	2:49:22.838
31	1	3:52.508 B	35.132	1:26.159	1:51.217	300.5	2:53:15.346
32	1	11:27.618	8:18.250	1:27.065	1:42.303	276.0	3:04:42.964
33	1	3:52.120	34.185	1:25.674	1:52.261	303.0	3:08:35.084
34	1	3:41.124	34.351	1:25.342	1:41.431	299.7	3:12:16.208
35	1	3:40.593	34.871	1:25.314	1:40.408	298.8	3:15:56.801
36	1	3:39.922	34.299	1:25.415	1:40.208	302.2	3:19:36.723
37	1	3:55.907 B	34.543	1:25.999	1:55.365	304.7	3:23:32.630
38	1	5:34.343	2:20.118	1:26.827	1:47.398	297.2	3:29:06.973
39	1	5:55.928	37.083	2:01.844	3:17.001	228.7	3:35:02.901
40	1	7:26.291	59.182	3:02.075	3:25.034	99.2	3:42:29.192
41	1	7:34.741	1:06.097	3:02.783	3:25.861	108.3	3:50:03.933
42	1	5:01.321	1:10.056	2:05.685	1:45.580	154.8	3:55:05.254
43	1	3:44.522	36.457	1:26.201	1:41.864	298.8	3:58:49.776
44	1	3:41.081	34.595	1:25.681	1:40.805	298.0	4:02:30.857

Lap	D	Time	Sector 1	Sector 2	Sector 3	T. Spd	Elapsed
1	2	5:01.658 B	1:19.932	1:35.875	2:05.851	268.4	5:01.658
2	2	9:49.809	6:29.368	1:31.272	1:49.169	288.5	14:51.467
3	2	3:56.048	38.550	1:30.517	1:46.981	294.0	18:47.515



24h LE MANS



TEST DAY 24 HEURES DU MANS 2014 Test Practice 1

Sector Analysis

Personal Best Session Best B Crossing the finish line in pit lane

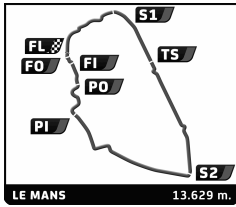
Lap	D	Time	Sector 1	Sector 2	Sector 3	T. Spd	Elapsed	Lap	D	Time	Sector 1	Sector 2	Sector 3	T. Spd	Elapsed	
4	2	3:49.203	35.947	1:28.622	1:44.634	294.8	22:36.718	23	1	3:44.910	35.264	1:26.853	1:42.793	298.0	2:17:30.730	
5	2	3:48.565	35.639	1:28.523	1:44.403	295.6	26:25.283	24	1	3:47.971	35.315	1:28.971	1:43.685	290.0	2:21:18.701	
6	2	3:58.810	B	35.753	1:30.638	1:52.419	295.6	30:24.093	25	1	3:45.246	35.146	1:26.992	1:43.108	298.0	2:25:03.947
7	1	16:07.405	...	1:34.689	1:55.199	288.5	46:31.498	26	1	3:50.838	35.167	1:26.966	1:48.705	301.3	2:28:54.785	
8	1	3:56.406	37.483	1:30.373	1:48.550	297.2	50:27.904	27	1	3:45.843	36.608	1:26.416	1:42.819	298.0	2:32:40.628	
9	1	3:53.003	37.291	1:29.597	1:46.115	294.8	54:20.907	28	1	3:46.964	35.421	1:26.112	1:45.431	299.7	2:36:27.592	
10	1	4:02.234	B	35.715	1:30.561	1:55.958	291.6	58:23.141	29	1	3:42.839	35.102	1:25.891	1:41.846	302.2	2:40:10.431
11	1	11:18.977	8:02.437	1:29.193	1:47.347	297.2	1:09:42.118	30	1	3:44.727	35.198	1:25.848	1:43.681	300.5	2:43:55.158	
12	1	3:46.985	35.247	1:27.439	1:44.299	299.7	1:13:29.103	31	1	3:56.079	B	35.144	1:27.259	1:53.676	298.0	2:47:51.237
13	1	3:48.377	34.869	1:27.389	1:46.119	301.3	1:17:17.480	32	3	11:45.633	8:31.803	1:28.505	1:45.325	296.4	2:59:36.870	
14	1	3:44.415	34.872	1:26.653	1:42.890	301.3	1:21:01.895	33	3	3:47.293	35.242	1:26.414	1:45.637	300.5	3:03:24.163	
15	1	3:46.936	34.886	1:26.379	1:45.671	301.3	1:24:48.831	34	3	3:47.530	34.823	1:25.273	1:47.434	301.3	3:07:11.693	
16	1	3:46.932	35.266	1:26.495	1:45.171	303.0	1:28:35.763	35	3	3:43.331	34.709	1:25.244	1:43.378	302.2	3:10:55.024	
17	1	3:46.339	35.736	1:27.050	1:43.553	298.8	1:32:22.102	36	3	3:42.585	34.692	1:25.840	1:42.053	297.2	3:14:37.609	
18	1	4:41.187	B	35.750	1:26.970	2:38.467	299.7	1:37:03.289	37	3	3:42.480	34.596	1:25.849	1:42.035	298.0	3:18:20.089
19	3	46:16.963	...	1:30.879	1:50.550	294.0	2:23:20.252	38	3	3:45.398	34.563	1:26.309	1:44.526	302.2	3:22:05.487	
20	3	3:53.883	37.211	1:28.510	1:48.162	298.8	2:27:14.135	39	3	4:42.559	B	1:22.525	1:28.921	1:51.113	287.7	3:26:48.046
21	3	4:07.204	B	36.664	1:28.042	2:02.498	300.5	2:31:21.339	40	3	26:35.706	...	3:05.953	2:23.830	138.3	3:53:23.752
22	3	5:44.181	2:28.066	1:29.096	1:47.019	294.8	2:37:05.520	41	3	3:48.469	35.811	1:26.858	1:45.800	298.8	3:57:12.221	
23	3	3:50.459	36.822	1:28.145	1:45.492	298.8	2:40:55.979	42	3	3:41.268	34.636	1:25.570	1:41.062	299.7	4:00:53.489	
24	3	3:47.120	35.629	1:27.150	1:44.341	303.0	2:44:43.099									
25	3	3:46.248	35.545	1:26.851	1:43.852	301.3	2:48:29.347									
26	3	3:54.648	B	35.251	1:27.066	1:52.331	301.3	2:52:23.995								
27	2	11:53.189	8:39.497	1:29.474	1:44.218	267.8	3:04:17.184									
28	2	3:43.659	34.648	1:26.144	1:42.867	300.5	3:08:00.843									
29	2	3:47.279	34.663	1:25.785	1:46.831	303.9	3:11:48.122									
30	2	3:42.685	34.656	1:25.982	1:42.047	301.3	3:15:30.807									
31	2	3:57.412	B	35.923	1:27.251	1:54.238	300.5	3:19:28.219								
32	2	10:31.291	7:19.034	1:27.277	1:44.980	298.0	3:29:59.510									
33	2	5:19.283	B	37.887	1:56.221	2:45.175	143.1	3:35:18.793								
34	2	21:30.989	...	1:28.170	1:45.612	298.0	3:56:49.782									
35	2	3:44.726	35.663	1:26.902	1:42.161	303.0	4:00:34.508									

38 Jota Sport		Zytek Z11SN - Nissan						
1.Simon DOLAN		3.Marc GENE						
2.Harry TINCKNELL		LMP2						
1	2	23:23.885	B	...	1:35.445	2:06.324	284.7	23:23.885
2	2	13:05.629	B	9:33.011	1:32.011	2:00.607	290.8	36:29.514
3	2	4:52.750	1:31.819	1:30.718	1:50.213	291.6	41:22.264	
4	2	3:52.974	37.188	1:29.165	1:46.621	294.8	45:15.238	
5	2	3:55.552	36.179	1:28.252	1:51.121	294.8	49:10.790	
6	2	3:49.885	35.949	1:27.814	1:46.122	294.0	53:00.675	
7	2	3:48.312	35.631	1:27.426	1:45.255	296.4	56:48.987	
8	2	3:47.059	35.868	1:27.028	1:44.163	294.8	1:00:36.046	
9	2	3:46.830	35.275	1:26.827	1:44.728	294.8	1:04:22.876	
10	2	3:48.400	35.249	1:27.025	1:46.126	298.8	1:08:11.276	
11	2	3:44.140	34.849	1:26.479	1:42.812	297.2	1:11:55.416	
12	2	3:46.324	35.480	1:26.526	1:44.318	298.0	1:15:41.740	
13	2	3:52.684	B	34.711	1:26.185	1:51.788	296.4	1:19:34.424
14	1	8:48.533	5:26.770	1:31.343	1:50.420	264.5	1:28:22.957	
15	1	3:53.074	37.348	1:29.096	1:46.630	294.8	1:32:16.031	
16	1	4:44.414	36.885	1:27.976	2:39.553	294.0	1:37:00.445	
17	1	6:51.640	1:11.338	3:05.197	2:35.105	110.6	1:43:52.085	
18	1	4:24.614	1:03.409	1:31.634	1:49.571	285.4	1:48:16.699	
19	1	4:46.594	B	1:15.497	1:30.579	2:00.518	293.2	1:53:03.293
20	1	13:03.154	9:46.458	1:29.363	1:47.333	292.4	2:06:06.447	
21	1	3:52.591	36.297	1:28.507	1:47.787	298.8	2:09:59.038	
22	1	3:46.782	35.745	1:27.196	1:43.841	298.0	2:13:45.820	

41 Greaves Motorsport		Zytek Z11SN - Nissan						
1.Michael MUNEMMAN		3.James WINSLOW						
2.Alessandro LATIF		4.Dan NORRIS-JONES						
		LMP2						
1	3	13:49.211	B	9:35.274	1:47.764	2:26.173	230.2	13:49.211
2	3	9:05.484	5:32.644	1:34.873	1:57.967	233.7	22:54.695	
3	3	4:06.218	38.707	1:33.711	1:53.800	278.1	27:00.913	
4	3	4:04.467	37.408	1:31.321	1:55.738	291.6	31:05.380	
5	3	4:08.343	B	37.243	1:31.170	1:59.930	265.1	35:13.723
6	3	6:32.286	3:08.474	1:31.788	1:52.024	255.1	41:46.009	
7	3	3:54.880	36.750	1:29.644	1:48.486	291.6	45:40.889	
8	3	3:53.206	36.089	1:29.144	1:47.973	292.4	49:34.095	
9	3	3:50.755	35.752	1:28.170	1:46.833	294.0	53:24.850	
10	3	3:53.598	37.571	1:29.122	1:46.905	293.2	57:18.448	
11	3	3:58.976	B	36.128	1:27.659	1:55.189	296.4	1:01:17.424
12	1	9:39.382	6:02.996	1:37.407	1:58.979	260.7	1:10:56.806	
13	1	4:08.352	38.772	1:33.029	1:56.551	244.8	1:15:05.158	
14	1	4:03.394	37.919	1:31.667	1:53.808	293.2	1:19:08.552	
15	1	4:06.083	40.576	1:30.461	1:55.046	296.4	1:23:14.635	
16	1	4:04.026	37.673	1:31.997	1:54.356	292.4	1:27:18.661	
17	1	4:03.124	37.783	1:31.629	1:53.712	294.0	1:31:21.785	
18	1	4:06.343	38.022	1:30.683	1:57.638	294.0	1:35:28.128	
19	1	7:43.387	1:04.966	3:03.842	3:34.579	119.9	1:43:11.515	
20	1	4:48.170	1:19.310	1:34.536	1:54.324	257.0	1:47:59.685	
21	1	4:43.712	1:17.940	1:31.822	1:53.950	291.6	1:52:43.397	
22	1	4:52.500	B	1:16.584	1:31.283	2:04.633	294.0	1:57:35.897
23	2	6:57.351	3:27.056	1:36.049	1:54.246	231.6	2:04:33.248	
24	2	4:03.881	38.990	1:33.298	1:51.593	271.1	2:08:37.129	
25	2	3:55.851	36.898	1:29.840	1:49.113	294.0	2:12:32.980	
26	2	3:53.570	36.608	1:28.845	1:48.117	297.2	2:16:26.550	
27	2	3:51.967	35.911	1:28.264	1:47.792	298.8	2:20:18.517	
28	2	3:51.902	36.477	1:27.334	1:48.091	297.2	2:24:10.419	
29	2	3:48.611	36.103	1:27.094	1:45.414	298.0	2:27:59.030	
30	2	3:51.753	37.007	1:28.167	1:46.579	298.8	2:31:50.783	
31	2	3:49.781	37.614	1:27.082	1:45.085	296.4	2:35:40.564	
32	2	3:59.503	B	35.941	1:27.285	1:56.277	298.8	2:39:40.067
33	4	9:10.092	5:22.828	1:40.727	2:06.537	265.8	2:48:50.159	
34	4	4:18.939	41.869	1:36.749	2:00.321	257.0	2:53:09.098	



24h LE MANS



TEST DAY 24 HEURES DU MANS 2014 Test Practice 1 Sector Analysis

■ Personal Best ■ Session Best ■ Crossing the finish line in pit lane

Lap	D	Time	Sector 1	Sector 2	Sector 3	T. Spd	Elapsed	Lap	D	Time	Sector 1	Sector 2	Sector 3	T. Spd	Elapsed
14	3	4:28.351	1:10.891	1:28.316	1:49.144	290.0	1:57:23.631	4	3	3:46.815	35.174	1:27.290	1:44.351	306.5	51:25.835
15	3	4:26.367	1:12.701	1:28.772	1:44.894	290.8	2:01:49.998	5	3	3:44.643	35.147	1:26.175	1:43.321	304.7	55:10.478
16	3	3:54.495	37.566	1:29.652	1:47.277	293.2	2:05:44.493	6	3	4:01.724 B	37.434	1:29.247	1:55.043	302.2	59:12.202
17	3	3:45.430	35.353	1:27.148	1:42.929	290.8	2:09:29.923	7	4	19:46.470	...	1:37.751	1:57.611	213.4	1:18:58.672
18	3	1:01:43.393	...	1:29.028	1:49.180	287.7	3:11:13.316	8	4	4:00.740	38.771	1:31.246	1:50.723	291.6	1:22:59.412
19	3	3:44.745	35.480	1:27.275	1:41.990	287.7	3:14:58.061	9	4	3:53.906	36.992	1:29.155	1:47.759	302.2	1:26:53.318
20	3	3:44.288	34.826	1:26.844	1:42.618	290.0	3:18:42.349	10	4	3:49.101	35.878	1:27.630	1:45.593	300.5	1:30:42.419
21	3	3:55.145	34.516	1:26.097	1:54.532	290.8	3:22:37.494	11	4	3:46.180	35.320	1:26.561	1:44.299	300.5	1:34:28.599
22	3	4:27.325 B	1:03.298	1:29.032	1:54.995	290.8	3:27:04.819	12	4	5:45.043	37.754	1:50.691	3:16.598	171.2	1:40:13.642

47 **KCMG** Oreca 03 - Nissan LMP2
 1. Matthew HOWSON 3. Alexandre IMPERATORI
 2. Richard BRADLEY

1	1	5:17.203 B	1:23.804	1:38.279	2:15.120	251.0	5:17.203
2	1	29:27.607	...	1:31.317	1:50.229	298.8	34:44.810
3	1	3:52.600	36.658	1:29.368	1:46.574	301.3	38:37.410
4	1	3:52.124	36.638	1:28.510	1:46.976	302.2	42:29.534
5	1	3:52.172	36.176	1:28.022	1:47.974	303.0	46:21.706
6	1	3:49.526	36.049	1:27.809	1:45.668	299.7	50:11.232
7	1	3:57.247 B	36.017	1:28.388	1:52.842	302.2	54:08.479
8	3	13:57.279	...	1:30.683	1:49.359	286.9	1:08:05.758
9	3	3:49.255	36.369	1:27.322	1:45.564	303.0	1:11:55.013
10	3	3:50.309	36.696	1:27.792	1:45.821	306.5	1:15:45.322
11	3	3:47.886	36.114	1:27.061	1:44.711	303.9	1:19:33.208
12	3	3:53.477	35.752	1:28.747	1:48.978	303.9	1:23:26.685
13	3	4:00.505 B	36.293	1:27.321	1:56.891	302.2	1:27:27.190
14	2	21:12.730	...	1:33.056	1:57.894	269.8	1:48:39.920
15	2	4:34.969	1:16.726	1:29.987	1:48.256	296.4	1:53:14.889
16	2	4:25.991	1:11.476	1:27.594	1:46.921	298.0	1:57:40.880
17	2	4:20.129	1:03.695	1:29.074	1:47.360	299.7	2:02:01.009
18	2	3:51.668	35.465	1:28.569	1:47.634	300.5	2:05:52.677
19	2	3:47.864	35.521	1:27.654	1:44.689	300.5	2:09:40.541
20	2	3:50.107	35.816	1:29.387	1:44.904	303.9	2:13:30.648
21	2	3:47.855	35.753	1:27.556	1:44.546	300.5	2:17:18.503
22	2	3:54.448 B	35.217	1:27.150	1:52.081	298.8	2:21:12.951
23	2	26:00.397	...	1:29.695	1:46.773	293.2	2:47:13.348
24	2	3:49.474	35.596	1:27.814	1:46.064	282.5	2:51:02.822
25	2	3:47.465	35.046	1:27.441	1:44.978	302.2	2:54:50.287
26	2	3:46.051	35.096	1:27.207	1:43.748	298.8	2:58:36.338
27	2	3:52.913	35.784	1:28.083	1:49.046	303.0	3:02:29.251
28	2	3:47.344	35.017	1:26.944	1:45.383	299.7	3:06:16.595
29	2	4:00.438 B	36.024	1:27.786	1:56.628	299.7	3:10:17.033
30	1	5:46.395	2:33.164	1:28.707	1:44.524	271.8	3:16:03.428
31	1	3:45.173	35.410	1:26.692	1:43.071	298.8	3:19:48.601
32	1	3:46.021	34.786	1:26.401	1:44.834	301.3	3:23:34.622
33	1	3:44.700	35.047	1:26.320	1:43.333	303.0	3:27:19.322
34	1	4:37.045 B	34.789	1:26.509	2:35.747	303.9	3:31:56.367
35	3	10:41.629	4:20.661	2:58.573	3:22.395	105.7	3:42:37.996
36	3	7:31.384	1:03.820	3:03.977	3:23.587	104.3	3:50:09.380
37	3	4:58.156	1:10.238	2:03.491	1:44.427	154.5	3:55:07.536
38	3	3:48.341	35.050	1:25.882	1:47.409	302.2	3:58:55.877
39	3	3:41.721	34.566	1:25.654	1:41.501	298.8	4:02:37.598

48 **Murphy Prototypes** Oreca 03 - Nissan LMP2
 1. Nathanael BERTHON 3. Karun CHANDHOK
 2. Rodolfo GONZALEZ 4. Alex KAPADIA

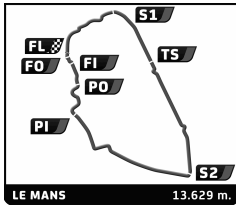
1	3	5:36.815 B	1:54.357	1:37.440	2:05.018	246.4	5:36.815
2	3	38:17.705	...	1:28.117	1:49.483	298.8	43:54.520
3	3	3:44.500	35.046	1:25.971	1:43.483	302.2	47:39.020

50 **Larbre Competition** Morgan - Judd LMP2
 1. Pierre RAGUES 3. Keiko IHARA
 2. Ricky TAYLOR

1	1	37:58.817 B	...	1:39.254	2:00.972	185.9	37:58.817
2	1	15:43.567	...	1:32.105	1:51.321	287.7	53:42.384
3	1	3:57.679	37.885	1:30.559	1:49.235	291.6	57:40.063
4	1	3:54.980	37.353	1:29.571	1:48.056	293.2	1:01:35.043
5	1	4:03.999 B	36.586	1:28.687	1:58.726	294.0	1:05:39.042
6	1	31:44.409 B	...	1:33.162	2:23.284	267.8	1:37:23.451
7	1	12:55.457	9:35.642	1:32.008	1:47.807	283.9	1:50:18.908
8	1	4:29.808	1:11.181	1:29.007	1:49.620	296.4	1:54:48.716
9	1	4:29.782	1:14.915	1:29.456	1:45.411	291.6	1:59:18.498
10	1	3:48.463	36.147	1:28.154	1:44.162	296.4	2:03:06.961
11	1	3:48.459	35.710	1:27.170	1:45.579	298.0	2:06:55.420
12	1	3:57.779 B	36.313	1:28.466	1:53.000	298.0	2:10:53.199
13	3	13:17.009	9:34.092	1:38.664	2:04.253	221.7	2:24:10.208
14	3	4:10.783	39.805	1:34.468	1:56.510	291.6	2:28:20.991
15	3	4:07.930	38.869	1:33.553	1:55.508	292.4	2:32:28.921
16	3	4:04.112	37.703	1:31.732	1:54.677	293.2	2:36:33.033
17	3	4:04.525	37.662	1:32.847	1:54.016	295.6	2:40:37.558
18	3	4:11.118 B	37.652	1:31.684	2:01.782	292.4	2:44:48.676
19	3	7:08.193	3:43.154	1:32.141	1:52.898	294.8	2:51:56.869
20	3	4:00.581	38.137	1:30.725	1:51.719	294.8	2:55:57.450
21	3	4:26.021	36.610	1:57.194	1:52.217	295.6	3:00:23.471
22	3	3:59.973	39.247	1:29.779	1:50.947	295.6	3:04:23.444
23	3	3:57.011	36.706	1:29.490	1:50.815	294.8	3:08:20.455
24	3	4:06.664 B	36.208	1:28.999	2:01.457	296.4	3:12:27.119
25	1	10:16.708	6:58.677	1:29.957	1:48.074	265.1	3:22:43.827



24h LE MANS



TEST DAY 24 HEURES DU MANS 2014 Test Practice 1

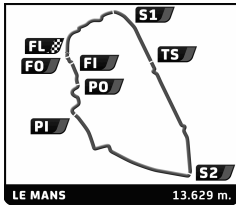
Sector Analysis

■ Personal Best ■ Session Best B Crossing the finish line in pit lane

Lap	D	Time	Sector 1	Sector 2	Sector 3	T. Spd	Elapsed	Lap	D	Time	Sector 1	Sector 2	Sector 3	T. Spd	Elapsed
26	1	4:16.577	1:01.516	1:27.216	1:47.845	295.6	3:27:00.404	13	3	4:06.872	38.300	1:34.010	1:54.562	289.3	1:33:11.033
27	1	4:01.113 B	35.656	1:28.117	1:57.340	297.2	3:31:01.517	14	3	4:24.318	38.216	1:33.956	2:12.146	288.5	1:37:35.351
51 AF Corse 1. Gianmaria BRUNI 2. Tony VILANDER 3. Giancarlo FISICHELLA Ferrari 458 Italia LMGTE Pro								15 3 6:48.074 B 1:44.649 2:41.785 2:21.640 210.9 1:44:23.425							
1	3	26:52.102 B	...	1:40.544	2:09.084	225.4	26:52.102	16	3	5:54.835	2:19.058	1:36.944	1:58.833	270.4	1:50:18.260
2	3	16:03.746	...	1:38.474	1:56.821	252.2	42:55.848	17	3	4:55.136	1:09.795	1:38.472	2:06.869	285.4	1:55:13.396
3	3	4:10.499	39.059	1:35.625	1:55.815	268.4	47:06.347	18	3	5:04.042 B	1:26.786	1:36.259	2:00.997	260.7	2:00:17.438
4	3	4:08.190	38.924	1:34.504	1:54.762	286.9	51:14.537	19	2	6:35.633	3:01.994	1:37.839	1:55.800	263.9	2:06:53.071
5	3	4:17.736 B	39.499	1:35.004	2:03.233	283.2	55:32.273	20	2	4:01.996	38.418	1:32.179	1:51.399	293.2	2:10:55.067
6	3	12:39.018	9:05.778	1:35.990	1:57.250	269.1	1:08:11.291	21	2	4:03.625	38.434	1:32.724	1:52.467	289.3	2:14:58.692
7	3	4:06.309	38.922	1:34.523	1:52.864	286.2	1:12:17.600	22	2	4:00.568	38.025	1:31.799	1:50.744	291.6	2:18:59.260
8	3	4:02.906	38.393	1:32.811	1:51.702	286.9	1:16:20.506	23	2	4:10.395 B	37.783	1:32.072	2:00.540	290.8	2:23:09.655
9	3	4:00.875	38.513	1:32.097	1:50.265	290.8	1:20:21.381	24	2	6:06.209	2:35.996	1:32.648	1:57.565	290.0	2:29:15.864
10	3	4:09.775 B	38.187	1:31.980	1:59.608	288.5	1:24:31.156	25	2	3:59.765	37.665	1:31.476	1:50.624	292.4	2:33:15.629
11	1	6:35.232	3:04.754	1:35.242	1:55.236	284.7	1:31:06.388	26	2	4:00.896	37.598	1:32.458	1:50.840	291.6	2:37:16.525
12	1	4:03.035	38.047	1:33.458	1:51.530	286.9	1:35:09.423	27	2	3:58.897	37.819	1:31.291	1:49.787	290.0	2:41:15.422
13	1	5:11.443 B	43.924	1:38.248	2:49.271	252.8	1:40:20.866	28	2	3:58.537	37.289	1:31.579	1:49.669	288.5	2:45:13.959
14	1	11:07.546	7:34.858	1:35.920	1:56.768	279.5	1:51:28.412	29	2	4:01.474	38.896	1:31.791	1:50.787	289.3	2:49:15.433
15	1	4:40.989	1:13.586	1:33.613	1:53.790	288.5	1:56:09.401	30	2	4:12.381 B	37.704	1:37.417	1:57.260	290.8	2:53:27.814
16	1	4:42.465	1:13.911	1:32.540	1:56.014	291.6	2:00:51.866	31	1	6:08.967	2:42.800	1:33.508	1:52.659	290.0	2:59:36.781
17	1	4:00.349	38.177	1:31.763	1:50.409	288.5	2:04:52.215	32	1	4:06.974	38.344	1:37.457	1:51.173	290.8	3:03:43.755
18	1	3:59.098	37.823	1:31.500	1:49.775	289.3	2:08:51.313	33	1	4:01.029	37.651	1:31.946	1:51.432	290.0	3:07:44.784
19	1	4:14.570 B	39.169	1:33.642	2:01.759	280.3	2:13:05.883	34	1	4:05.115	37.849	1:33.023	1:54.243	264.5	3:11:49.899
20	1	16:15.851	...	1:33.924	1:52.926	273.2	2:29:21.734	35	1	3:59.561	37.526	1:31.982	1:50.533	290.0	3:15:49.460
21	1	3:59.557	37.526	1:31.407	1:50.624	290.0	2:33:21.291	36	1	4:13.759 B	38.925	1:33.134	2:01.700	271.8	3:20:03.219
22	1	4:11.549 B	38.779	1:32.055	2:00.715	290.0	2:37:32.840	37	3	6:39.456	3:06.403	1:35.670	1:57.383	286.9	3:26:42.675
23	2	6:29.152	3:02.514	1:34.036	1:52.602	286.2	2:44:01.992	38	3	4:04.976	38.398	1:33.205	1:53.373	290.0	3:30:47.651
24	2	3:59.667	37.890	1:32.025	1:49.752	290.0	2:48:01.659	39	3	7:04.304 B	40.972	3:08.176	3:15.156	95.1	3:37:51.955
25	2	4:02.894	37.639	1:34.026	1:51.229	288.5	2:52:04.553	53 RAM Racing 1. Johnny MOWLEM 2. Archie HAMILTON Ferrari 458 Italia LMGTE Am							
26	2	3:58.298	37.374	1:31.599	1:49.325	291.6	2:56:02.851	1	1	32:47.051	...	1:38.130	1:57.189	227.7	32:47.051
27	2	4:13.501 B	38.046	1:33.602	2:01.853	286.2	3:00:16.352	2	1	4:07.633	39.215	1:33.961	1:54.457	285.4	36:54.684
28	3	6:42.052	3:10.064	1:34.730	1:57.258	267.1	3:06:58.404	3	1	4:04.725	38.764	1:33.413	1:52.548	287.7	40:59.409
29	3	4:04.429	38.804	1:32.850	1:52.775	289.3	3:11:02.833	4	1	4:02.795	38.338	1:32.794	1:51.663	287.7	45:02.204
30	3	4:00.927	38.123	1:32.237	1:50.567	288.5	3:15:03.760	5	1	4:13.006 B	38.858	1:34.205	1:59.943	288.5	49:15.210
31	3	3:57.982	37.679	1:31.154	1:49.149	292.4	3:19:01.742	6	2	7:31.230	3:52.585	1:38.331	2:00.314	247.6	56:46.440
32	3	4:11.017 B	37.642	1:31.905	2:01.470	289.3	3:23:12.759	7	2	4:12.364	40.722	1:35.812	1:55.830	281.0	1:00:58.804
33	3	5:53.193	2:27.580	1:33.265	1:52.348	263.2	3:29:05.952	8	2	4:08.960	40.124	1:34.633	1:54.203	286.2	1:05:07.764
34	3	5:57.946	38.279	2:02.665	3:17.002	253.9	3:35:03.898	9	2	4:06.338	38.920	1:34.007	1:53.411	285.4	1:09:14.102
35	3	7:27.230	59.341	3:01.770	3:26.119	97.3	3:42:31.128	10	2	4:05.801	38.821	1:33.726	1:53.254	288.5	1:13:19.903
36	3	7:33.406	1:06.485	3:01.612	3:25.309	115.0	3:50:04.534	11	2	4:17.937 B	38.669	1:34.720	2:04.548	288.5	1:17:37.840
37	3	5:20.077 B	1:10.136	2:07.800	2:02.141	153.9	3:55:24.611	12	2	8:45.175	5:13.341	1:36.227	1:55.607	283.9	1:26:23.015
52 RAM Racing 1. Matt GRIFFIN 2. Alvaro PARENTE 3. Federico LEO Ferrari 458 Italia LMGTE Pro								13	2	4:06.731	39.358	1:34.076	1:53.297	286.2	1:30:29.746
1	1	31:01.351	...	1:37.674	1:58.436	244.2	31:01.351	14	2	4:06.584	38.712	1:34.045	1:53.827	286.9	1:34:36.330
2	1	4:08.695	38.648	1:35.553	1:54.494	281.0	35:10.046	15	2	5:38.726	42.051	1:48.560	3:08.115	183.7	1:40:15.056
3	1	4:06.482	38.678	1:34.277	1:53.527	262.6	39:16.528	16	2	6:47.375	1:55.157	2:51.962	2:00.256	213.0	1:47:02.431
4	1	4:15.428 B	38.481	1:33.763	2:03.184	286.9	43:31.956	17	2	4:51.031	1:15.641	1:36.500	1:58.890	286.9	1:51:53.462
5	3	11:27.347	7:40.918	1:39.884	2:06.545	280.3	54:59.303	18	2	4:47.066	1:15.965	1:34.812	1:56.289	287.7	1:56:40.528
6	3	4:14.004	41.187	1:35.570	1:57.247	286.2	59:13.307	19	2	4:58.822 B	1:16.935	1:36.751	2:05.136	280.3	2:01:39.350
7	3	4:11.329	39.475	1:35.321	1:56.533	277.4	1:03:24.636	20	1	6:38.952	3:07.121	1:36.333	1:55.498	287.7	2:08:18.302
8	3	4:08.014	39.311	1:33.879	1:54.824	287.7	1:07:32.650	21	1	4:03.437	38.749	1:33.394	1:51.294	286.9	2:12:21.739
9	3	4:06.081	38.682	1:33.747	1:53.652	287.7	1:11:38.731	22	1	4:04.676	38.402	1:32.295	1:53.979	288.5	2:16:26.415
10	3	4:22.977 B	40.137	1:34.960	2:07.880	287.7	1:16:01.708	23	1	4:11.141 B	38.486	1:33.449	1:59.206	290.8	2:20:37.556
11	3	8:57.535	5:27.450	1:35.247	1:54.838	287.7	1:24:59.243	24	1	7:20.740	3:55.600	1:33.487	1:51.653	289.3	2:27:58.296
12	3	4:04.918	38.689	1:33.284	1:52.945	288.5	1:29:04.161	25	1	4:03.439	39.069	1:32.528	1:51.842	290.8	2:32:01.735
								26	1	4:08.029 B	38.307	1:31.963	1:57.759	292.4	2:36:09.764
								27	1	7:31.502	4:06.601	1:33.581	1:51.320	283.2	2:43:41.266



24h LE MANS



TEST DAY 24 HEURES DU MANS 2014 Test Practice 1

Sector Analysis

Personal Best Session Best B Crossing the finish line in pit lane

Lap	D	Time	Sector 1	Sector 2	Sector 3	T. Spd	Elapsed	Lap	D	Time	Sector 1	Sector 2	Sector 3	T. Spd	Elapsed
28	1	4:00.596	38.146	1:32.162	1:50.288	290.0	2:47:41.862	21	2	4:16.412	40.591	1:35.990	1:59.831	276.7	2:06:02.048
29	1	4:09.433	B 38.324	1:32.509	1:58.600	290.0	2:51:51.295	22	2	4:08.304	39.678	1:33.708	1:54.918	289.3	2:10:10.352
30	1	15:20.321	...	1:33.138	1:55.351	288.5	3:07:11.616	23	2	4:07.112	39.417	1:33.813	1:53.882	289.3	2:14:17.464
31	1	4:04.301	38.437	1:32.907	1:52.957	291.6	3:11:15.917	24	2	4:06.308	39.162	1:34.081	1:53.065	287.7	2:18:23.772
32	1	4:09.196	B 38.408	1:32.500	1:58.288	290.8	3:15:25.113	25	2	4:07.538	39.081	1:33.338	1:55.119	290.8	2:22:31.310
33	1	8:05.572	4:39.749	1:33.820	1:52.003	290.0	3:23:30.685	26	2	4:14.484	B 38.877	1:33.491	2:02.116	289.3	2:26:45.794
34	1	4:11.222	B 38.294	1:32.510	2:00.418	294.8	3:27:41.907	27	3	7:50.113	4:16.269	1:37.300	1:56.544	269.8	2:34:35.907
35	2	7:34.763	B 2:41.110	1:58.846	2:54.807	173.1	3:35:16.670	28	3	4:07.770	39.669	1:33.593	1:54.508	285.4	2:38:43.677

55 AF Corse		Ferrari 458 Italia					
1.Duncan CAMERON		LMGTE Am					
1	1	1:05:46.003	...	1:46.876	2:14.602	231.6	1:05:46.003
2	1	4:31.082	45.384	1:38.503	2:07.195	277.4	1:10:17.085
3	1	4:23.281	42.807	1:37.355	2:03.119	276.7	1:14:40.366
4	1	4:23.329	43.166	1:38.125	2:02.038	278.8	1:19:03.695
5	1	4:29.153	46.693	1:40.576	2:01.884	281.0	1:23:32.848
6	1	4:29.631	B 43.474	1:36.592	2:09.565	281.0	1:28:02.479
7	1	24:16.595	...	1:41.999	2:04.970	273.9	1:52:19.074
8	1	4:55.730	1:17.093	1:38.940	1:59.697	273.2	1:57:14.804
9	1	4:52.226	1:15.431	1:36.550	2:00.245	280.3	2:02:07.030
10	1	4:20.153	43.272	1:37.228	1:59.653	276.7	2:06:27.183
11	1	4:14.028	41.032	1:35.006	1:57.990	283.9	2:10:41.211
12	1	4:22.470	41.632	1:40.344	2:00.494	273.2	2:15:03.681
13	1	4:14.222	40.791	1:34.900	1:58.531	286.2	2:19:17.903
14	1	4:16.961	42.506	1:35.113	1:59.342	284.7	2:23:34.864
15	1	4:21.487	B 40.376	1:35.315	2:05.796	283.2	2:27:56.351
16	1	47:01.050	...	1:38.789	2:07.656	240.9	3:14:57.401
17	1	4:17.358	40.902	1:36.438	2:00.018	280.3	3:19:14.759
18	1	4:37.411	B 39.932	1:40.233	2:17.246	281.7	3:23:52.170
19	1	11:17.065	B 5:51.247	2:04.414	3:21.404	244.8	3:35:09.235
20	1	15:01.977	8:40.853	2:56.590	3:24.534	112.5	3:50:11.212
21	1	5:29.000	1:09.442	2:10.018	2:09.540	180.0	3:55:40.212
22	1	4:18.162	41.036	1:36.498	2:00.628	281.7	3:59:58.374
23	1	4:35.839	B 40.344	1:38.505	2:16.990	280.3	4:04:34.213

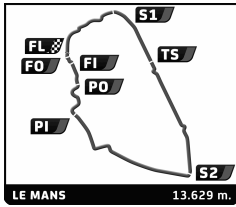
58 Team Sofrev ASP		Ferrari 458 Italia					
1.Fabien BARTHEZ		LMGTE Am					
2.Anthony PONS		3.Soheil AYARI					
1	1	11:42.779	7:13.883	2:04.023	2:24.873	182.4	11:42.779
2	1	4:48.596	48.409	1:47.100	2:13.087	191.8	16:31.375
3	1	4:35.178	45.036	1:41.369	2:08.773	251.0	21:06.553
4	1	4:51.927	B 44.664	1:43.325	2:23.938	239.9	25:58.480
5	1	16:46.302	...	1:42.120	2:04.575	236.2	42:44.782
6	1	4:25.075	42.175	1:38.801	2:04.099	285.4	47:09.857
7	1	4:18.810	41.932	1:37.352	1:59.526	286.2	51:28.667
8	1	4:11.238	40.148	1:34.376	1:56.714	287.7	55:39.905
9	1	4:11.696	40.042	1:35.362	1:56.292	286.2	59:51.601
10	1	4:12.291	40.780	1:34.984	1:56.527	268.4	1:04:03.892
11	1	4:28.351	B 39.952	1:34.866	2:13.533	287.7	1:08:32.243
12	1	7:43.424	3:55.694	1:44.904	2:02.826	269.1	1:16:15.667
13	1	4:12.234	40.085	1:34.661	1:57.488	286.9	1:20:27.901
14	1	4:11.323	39.517	1:34.953	1:56.853	270.4	1:24:39.224
15	1	4:24.688	B 40.345	1:34.498	2:09.845	285.4	1:29:03.912
16	2	7:57.918	3:56.682	1:37.639	2:23.597	278.8	1:37:01.830
17	2	8:15.032	1:11.040	3:05.379	3:58.613	111.3	1:45:16.862
18	2	5:05.963	B 1:13.441	1:41.708	2:10.814	255.7	1:50:22.825
19	2	6:29.976	2:47.373	1:37.940	2:04.663	277.4	1:56:52.801
20	2	4:52.835	1:14.752	1:39.993	1:58.090	290.0	2:01:45.636

Lap	D	Time	Sector 1	Sector 2	Sector 3	T. Spd	Elapsed	Lap	D	Time	Sector 1	Sector 2	Sector 3	T. Spd	Elapsed
21	2	4:16.412	40.591	1:35.990	1:59.831	276.7	2:06:02.048	29	3	4:04.690	38.842	1:32.806	1:53.042	276.0	2:42:48.367
22	2	4:08.304	39.678	1:33.708	1:54.918	289.3	2:10:10.352	30	3	4:16.846	B 39.660	1:34.898	2:02.288	290.0	2:47:05.213
23	2	4:07.112	39.417	1:33.813	1:53.882	289.3	2:14:17.464	31	3	7:13.283	3:41.193	1:35.075	1:57.015	258.8	2:54:18.496
24	2	4:06.308	39.162	1:34.081	1:53.065	287.7	2:18:23.772	32	3	4:02.519	38.627	1:32.623	1:51.269	290.0	2:58:21.015
25	2	4:07.538	39.081	1:33.338	1:55.119	290.8	2:22:31.310	33	3	4:26.435	B 40.687	1:39.047	2:06.701	290.8	3:02:47.450
26	2	4:14.484	B 38.877	1:33.491	2:02.116	289.3	2:26:45.794	34	3	10:04.618	6:35.786	1:35.058	1:53.774	288.5	3:12:52.068
27	3	7:50.113	4:16.269	1:37.300	1:56.544	269.8	2:34:35.907	35	3	4:37.562	B 38.731	1:32.177	2:26.654	288.5	3:17:29.630
28	3	4:07.770	39.669	1:33.593	1:54.508	285.4	2:38:43.677	36	3	9:00.883	5:32.602	1:34.990	1:53.291	273.9	3:26:30.513
29	3	4:04.690	38.842	1:32.806	1:53.042	276.0	2:42:48.367	37	3	4:16.192	B 37.934	1:32.023	2:06.235	290.0	3:30:46.705
30	3	4:16.846	B 39.660	1:34.898	2:02.288	290.0	2:47:05.213	38	1	11:49.333	5:28.513	2:58.155	3:22.665	108.0	3:42:36.038
31	3	7:13.283	3:41.193	1:35.075	1:57.015	258.8	2:54:18.496	39	1	7:31.300	1:04.521	3:02.768	3:24.011	86.2	3:50:07.338
32	3	4:02.519	38.627	1:32.623	1:51.269	290.0	2:58:21.015	40	1	5:21.812	1:10.173	2:10.672	2:00.967	169.8	3:55:29.150
33	3	4:26.435	B 40.687	1:39.047	2:06.701	290.8	3:02:47.450	41	1	4:10.661	39.832	1:35.091	1:55.738	285.4	3:59:39.811
34	3	10:04.618	6:35.786	1:35.058	1:53.774	288.5	3:12:52.068	42	1	4:24.234	B 39.777	1:37.147	2:07.310	282.5	4:04:04.045
35	3	4:37.562	B 38.731	1:32.177	2:26.654	288.5	3:17:29.630								
36	3	9:00.883	5:32.602	1:34.990	1:53.291	273.9	3:26:30.513								
37	3	4:16.192	B 37.934	1:32.023	2:06.235	290.0	3:30:46.705								
38	1	11:49.333	5:28.513	2:58.155	3:22.665	108.0	3:42:36.038								
39	1	7:31.300	1:04.521	3:02.768	3:24.011	86.2	3:50:07.338								
40	1	5:21.812	1:10.173	2:10.672	2:00.967	169.8	3:55:29.150								
41	1	4:10.661	39.832	1:35.091	1:55.738	285.4	3:59:39.811								
42	1	4:24.234	B 39.777	1:37.147	2:07.310	282.5	4:04:04.045								

60 AF Corse		Ferrari 458 Italia					
1.Peter MANN		LMGTE Am					
2.Raffaele GIAMMARIA							
1	1	10:27.276	B 6:05.532	1:50.026	2:31.718	224.0	10:27.276
2	2	43:47.772	...	1:38.075	2:00.758	265.8	54:15.048
3	2	4:13.782	39.814	1:36.536	1:57.432	266.5	58:28.830
4	2	4:08.851	39.061	1:34.514	1:55.276	282.5	1:02:37.681
5	2	4:08.073	38.626	1:34.205	1:55.242	284.7	1:06:45.754
6	2	4:21.974	B 38.673	1:34.502	2:08.799	288.5	1:11:07.728
7	2	10:36.487	7:01.948	1:36.508	1:58.031	279.5	1:21:44.215
8	2	4:21.607	B 39.631	1:33.253	2:08.723	286.2	1:26:05.822
9	2	25:28.974	B ...	1:37.273	2:07.301	266.5	1:51:34.796
10	2	13:47.187	...	1:34.438	1:55.774	278.1	2:05:21.983
11	2	4:01.938	37.665	1:32.134	1:52.139	284.7	2:09:23.921
12	2	4:00.697	37.751	1:32.390	1:50.556	286.2	2:13:24.618
13	2	3:59.296	B 37.246	1:31.676	1:50.374	286.2	2:17:23.914
14	2	4:16.716	B 38.951	1:33.538	2:04.227	284.7	2:21:40.630
15	1	10:05.901	6:16.138	1:42.946	2:06.817	253.3	2:31:46.531
16	1	4:29.309	43.797	1:38.711	2:06.801	252.2	2:36:15.840
17	1	4:28.124	42.792	1:39.825	2:05.507	246.4	2:40:43.964
18	1	4:26.684	43.311	1:40.113	2:03.260	245.3	2:45:10.648
19	1	4:25.643	43.379	1:37.737	2:04.527	268.4	2:49:36.291
20	1	4:22.346	41.811	1:37.404	2:03.131	285.4	2:53:58.637
21	1	4:21.589	44.676	1:36.657	2:00.256	274.6	2:58:20.226
22	1	4:21.179	41.710	1:37.791	2:01.678	290.8	3:02:41.405
23	1	4:29.871	B 41.237	1:39.686	2:08.948	285.4	3:07:11.276



24h LE MANS



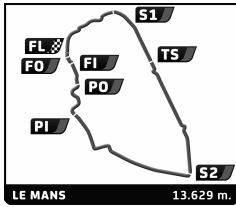
TEST DAY 24 HEURES DU MANS 2014 Test Practice 1 Sector Analysis

Personal Best Session Best B Crossing the finish line in pit lane

Lap	D	Time	Sector 1	Sector 2	Sector 3	T. Spd	Elapsed	Lap	D	Time	Sector 1	Sector 2	Sector 3	T. Spd	Elapsed
7	3	4:03.297	38.624	1:32.363	1:52.310	289.3	1:02:39.439	24	3	4:19.435	40.910	1:37.377	2:01.148	283.2	3:17:58.443
8	3	4:05.921	38.849	1:32.716	1:54.356	292.4	1:06:45.360	25	3	4:34.487 B	40.550	1:36.227	2:17.710	283.2	3:22:32.930
9	3	4:01.735	38.243	1:32.046	1:51.446	291.6	1:10:47.095	26	1	22:48.126 B	4:24.131	...	3:15.314	274.6	3:45:21.056
10	3	4:12.696 B	39.403	1:34.933	1:58.360	291.6	1:14:59.791	27	1	10:27.186	6:06.494	2:16.418	2:04.274	155.0	3:55:48.242
11	2	6:45.069	3:11.987	1:37.322	1:55.760	267.8	1:21:44.860	28	1	4:20.827	42.494	1:37.389	2:00.944	284.7	4:00:09.069
12	2	4:03.348	38.466	1:32.662	1:52.220	287.7	1:25:48.208	66 JMW Motorsport Ferrari 458 Italia 1. Abdulaziz ALFAISAL 3.Spencer PUMPELLY 2. Seth NEIMAN LMGTE Am							
13	2	4:02.409	38.177	1:31.912	1:52.320	289.3	1:29:50.617								
14	2	4:15.959 B	39.066	1:33.481	2:03.412	283.2	1:34:06.576								
15	2	14:19.422	...	1:35.715	1:57.787	241.5	1:48:25.998								
16	2	4:39.203	1:15.094	1:32.223	1:51.886	287.7	1:53:05.201								
17	2	4:50.684 B	1:13.449	1:32.689	2:04.546	287.7	1:57:55.885								
18	2	8:02.072	4:34.033	1:34.697	1:53.342	287.7	2:05:57.957								
19	2	4:00.578	37.800	1:32.070	1:50.708	290.0	2:09:58.535								
20	2	4:21.339 B	40.373	1:34.665	2:06.301	277.4	2:14:19.874								
21	1	6:41.990	3:10.050	1:35.136	1:56.804	285.4	2:21:01.864								
22	1	4:08.276	39.476	1:33.502	1:55.298	289.3	2:25:10.140								
23	1	4:06.940	38.904	1:32.673	1:55.363	296.4	2:29:17.080								
24	1	4:03.954	38.658	1:32.639	1:52.657	293.2	2:33:21.034								
25	1	4:03.251	39.884	1:31.899	1:51.468	296.4	2:37:24.285								
26	1	4:02.269	38.410	1:32.217	1:51.642	295.6	2:41:26.554								
27	1	4:02.351	38.535	1:31.958	1:51.858	290.8	2:45:28.905								
28	1	4:15.777	38.391	1:44.838	1:52.548	291.6	2:49:44.682								
29	1	4:02.706	38.686	1:32.574	1:51.446	294.0	2:53:47.388								
30	1	4:00.898	38.191	1:31.763	1:50.944	290.8	2:57:48.286								
31	1	4:12.536 B	38.069	1:31.754	2:02.713	292.4	3:02:00.822								
32	3	9:26.412	6:00.506	1:32.541	1:53.365	290.0	3:11:27.234								
33	3	4:00.691	38.200	1:31.865	1:50.626	290.0	3:15:27.925								
34	3	4:00.875	38.452	1:31.464	1:50.959	291.6	3:19:28.800								
35	3	4:00.857	37.891	1:31.082	1:51.884	294.8	3:23:29.657								
36	3	4:08.489 B	37.712	1:31.275	1:59.502	290.8	3:27:38.146								
37	2	7:24.673 B	1:59.268	2:07.399	3:18.006	191.8	3:35:02.819								
62 AF Corse Ferrari 458 Italia 1. Yannick MALLEGOL 3. Howard BLANK 2. Jean-Marc BACHELIER LMGTE Am								1	1	56:58.560 B	...	1:40.728	2:18.176	262.6	56:58.560
								2	1	7:28.021	3:43.769	1:38.523	2:05.729	276.7	1:04:26.581
								3	1	4:17.789	42.940	1:36.010	1:58.839	284.7	1:08:44.370
								4	1	4:17.498	41.014	1:34.821	2:01.663	283.2	1:13:01.868
								5	1	4:32.097 B	41.050	1:38.633	2:12.414	284.7	1:17:33.965
								6	1	29:57.833 B	...	2:58.443	2:14.187	180.0	1:47:31.798
								7	3	7:45.200	3:40.456	1:43.423	2:21.321	235.7	1:55:16.998
								8	3	5:17.395	1:29.090	1:40.647	2:07.658	270.4	2:00:34.393
								9	3	4:28.252	42.814	1:39.496	2:05.942	274.6	2:05:02.645
								10	3	4:25.509	42.022	1:38.846	2:04.641	273.2	2:09:28.154
11	3	4:23.041	42.371	1:38.541	2:02.129	283.2	2:13:51.195								
12	3	4:23.950	42.599	1:41.078	2:00.273	278.1	2:18:15.145								
13	3	4:39.166 B	41.318	1:41.424	2:16.424	283.9	2:22:54.311								
14	3	7:38.383	3:53.318	1:39.798	2:05.267	282.5	2:30:32.694								
15	3	4:20.113	41.663	1:36.840	2:01.610	286.9	2:34:52.807								
16	3	4:19.282	40.855	1:36.821	2:01.606	283.9	2:39:12.089								
17	3	4:31.853 B	41.628	1:37.097	2:13.128	277.4	2:43:43.942								
18	3	8:10.770	4:21.359	1:42.093	2:07.318	281.7	2:51:54.712								
19	3	4:21.999	41.732	1:38.504	2:01.763	283.9	2:56:16.711								
20	3	4:24.369	43.963	1:38.143	2:02.263	282.5	3:00:41.080								
21	3	4:19.983	41.145	1:37.130	2:01.708	283.9	3:05:01.063								
22	3	4:19.303	40.882	1:36.502	2:01.919	283.2	3:09:20.366								
23	3	4:18.642	40.887	1:36.620	2:01.135	283.9	3:13:39.008								
67 IMSA Performance Matmut Porsche 911 GT3 RSR 1. Erik MARIS LMGTE Am 2. Eric HELARY								1	2	38:15.311 B	...	1:50.005	2:12.124	175.9	38:15.311
								2	2	6:42.428 B	2:38.228	1:42.026	2:22.174	277.4	44:57.739



24h LE MANS



TEST DAY 24 HEURES DU MANS 2014 Test Practice 1

Sector Analysis

Personal Best Session Best B Crossing the finish line in pit lane

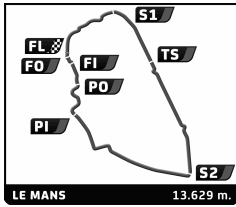
Lap	D	Time	Sector 1	Sector 2	Sector 3	T. Spd	Elapsed	Lap	D	Time	Sector 1	Sector 2	Sector 3	T. Spd	Elapsed
3	2	6:47.286	3:08.234	1:37.797	2:01.255	281.7	51:45.025	19	1	5:01.396	1:23.137				1:54:44.051
4	2	4:15.173	40.477	1:38.481	1:56.215	258.8	56:00.198	20	1	4:53.628	1:19.867				1:59:37.679
5	2	4:08.926	39.593	1:34.594	1:54.739	283.9	1:00:09.124	21	1	4:12.278	40.335				2:03:49.957
6	2	4:07.802	39.241	1:34.156	1:54.405	284.7	1:04:16.926	22	1	4:09.904	39.632				2:07:59.861
7	2	4:07.221	39.693	1:33.931	1:53.597	283.2	1:08:24.147	23	1	4:08.278	39.673				2:12:08.139
8	2	4:06.713	39.032	1:33.645	1:54.036	288.5	1:12:30.860	24	1	4:09.913	39.226				2:16:18.052
9	2	4:08.364	39.436	1:33.994	1:54.934	285.4	1:16:39.224	25	1	4:18.708B	39.452			285.4	2:20:36.760
10	2	4:06.262	39.785	1:33.412	1:53.065	284.7	1:20:45.486	26	1	9:51.489	6:15.763			286.2	2:30:28.249
11	2	4:05.556	39.169	1:33.195	1:53.192	283.9	1:24:51.042	27	1	4:09.070	40.120			285.4	2:34:37.319
12	2	4:04.673	39.103	1:33.172	1:52.398	286.9	1:28:55.715	28	1	4:16.857B	39.188				2:38:54.176
13	2	4:10.027	41.630	1:34.107	1:54.290	285.4	1:33:05.742	29	2	7:39.853	4:06.367				2:46:34.029
14	2	4:36.207B	38.583	1:35.971	2:21.653	283.2	1:37:41.949	30	2	4:09.468	39.670				2:50:43.497
15	1	28:35.839B	...	1:43.443	2:11.851	268.4	2:06:17.788	31	2	4:07.465	39.290			291.6	2:54:50.962
16	1	5:26.139	1:43.770	1:38.813	2:03.556	280.3	2:11:43.927	32	2	4:07.333	38.852				2:58:58.295
17	1	4:25.625	43.722	1:38.063	2:03.840	281.0	2:16:09.552	33	2	4:04.996	38.673				3:03:03.291
18	1	4:20.343	41.839	1:37.741	2:00.763	281.0	2:20:29.895	34	2	4:17.885B	40.303			289.3	3:07:21.176
19	1	4:19.508	41.295	1:37.384	2:00.829	280.3	2:24:49.403	35	2	5:38.548	2:09.158	1:33.595	1:55.795	286.9	3:12:59.724
20	1	4:20.485	41.383	1:36.806	2:02.296	281.7	2:29:09.888	36	2	4:04.668	38.388			286.2	3:17:04.392
21	1	4:19.957	42.023	1:37.150	2:00.784	281.0	2:33:29.845	37	2	4:02.715	38.256				3:21:07.107
22	1	4:18.946	41.478	1:37.004	2:00.464	283.2	2:37:48.791	38	2	4:54.368	1:24.551			281.7	3:26:01.475
23	1	4:24.473	42.235	1:41.764	2:00.474	284.7	2:42:13.264	39	2	4:02.499	38.242			282.5	3:30:03.974
24	1	4:26.556B	41.268	1:37.223	2:08.065	278.8	2:46:39.820	40	2	5:16.388B	41.490			186.8	3:35:20.362
25	1	7:20.183	3:41.601	1:37.548	2:01.034	281.7	2:54:00.003								
26	1	4:18.979	42.760	1:35.821	2:00.398	283.9	2:58:18.982								
27	1	4:20.492	41.559	1:37.031	2:01.902	282.5	3:02:39.474								
28	1	4:18.797	41.362	1:36.637	2:00.798	283.2	3:06:58.271								
29	1	4:24.868B	41.703	1:36.126	2:07.039	282.5	3:11:23.139								
30	2	7:46.686	4:17.409	1:35.343	1:53.934	273.2	3:19:09.825								
31	2	4:04.590	38.693	1:32.928	1:52.969	283.9	3:23:14.415								
32	2	4:04.301	38.939	1:33.001	1:52.361	284.7	3:27:18.716								
33	2	4:44.245B	38.962	1:33.232	2:32.051	284.7	3:32:02.961								
34	2	10:34.278	4:13.145	2:58.192	3:22.941	111.9	3:42:37.239								
35	2	7:31.629	1:04.007	3:03.950	3:23.672	96.9	3:50:08.868								
36	2	5:11.979	1:10.098	2:06.656	1:55.225	157.7	3:55:20.847								
37	2	4:03.626	38.566	1:32.824	1:52.236	286.2	3:59:24.473								
38	2	4:02.292	38.432	1:32.471	1:51.389	284.7	4:03:26.765								

70 Team Taisan		Ferrari 458 Italia			
1.Martin RICH		LMGTE Am			
2.Shinji NAKANO					
1	1	9:11.032B	4:34.792	9:11.032	
2	1	7:27.985	3:10.413	188.5	16:39.017
3	1	4:36.994B	43.393	21:16.011	
4	1	8:26.154	4:44.258	29:42.165	
5	1	4:14.908	41.044	33:57.073	
6	1	4:21.695	39.838	38:18.768	
7	1	4:11.491	40.013	42:30.259	
8	1	4:08.581	39.514	46:38.840	
9	1	4:16.960B	39.135	50:55.800	
10	1	8:03.189	4:19.711	58:58.989	
11	1	4:26.947	40.540	1:03:25.936	
12	1	4:12.256	40.007	1:07:38.192	
13	1	4:11.881	39.477	1:11:50.073	
14	1	4:19.031B	39.437	1:16:09.104	
15	1	17:16.197	...	1:33:25.301	
16	1	5:01.483	43.255	1:38:26.784	
17	1	6:13.463	1:30.369	166.4	1:44:40.247
18	1	5:02.408	1:20.395	1:49:42.655	

71 AF Corse		Ferrari 458 Italia					
1.Davide RIGON		LMGTE Pro					
2.James CALADO		3.Olivier BERETTA					
1	1	5:09.044B	1:11.304	1:43.802	2:13.938	203.0	5:09.044
2	1	6:21.529	2:37.826	1:40.259	2:03.444	237.8	11:30.573
3	1	4:19.473	40.562	1:38.492	2:00.419	283.2	15:50.046
4	1	4:21.575	40.543	1:38.562	2:02.470	228.2	20:11.621
5	1	4:13.506	39.583	1:36.080	1:57.843	284.7	24:25.127
6	1	4:19.480B	39.104	1:35.454	2:04.922	279.5	28:44.607
7	1	35:27.684	...	1:36.500	1:56.865	263.2	1:04:12.291
8	1	4:07.803	38.381	1:34.065	1:55.357	286.2	1:08:20.094
9	1	4:07.216	38.937	1:34.041	1:54.238	287.7	1:12:27.310
10	1	4:15.013B	38.678	1:34.091	2:02.244	288.5	1:16:42.323
11	2	6:43.809	3:07.690	1:38.043	1:58.076	286.9	1:23:26.132
12	2	4:08.059	39.948	1:34.094	1:54.017	287.7	1:27:34.191
13	2	4:05.266	39.076	1:33.656	1:52.534	288.5	1:31:39.457
14	2	4:17.900B	38.165	1:32.728	2:07.007	287.7	1:35:57.357
15	2	11:06.007	6:24.028	2:44.514	1:57.465	211.7	1:47:03.364
16	2	4:43.181	1:16.545	1:32.963	1:53.673	291.6	1:51:46.545
17	2	4:50.067B	1:15.517	1:32.364	2:02.186	290.0	1:56:36.612
18	2	5:43.704	2:13.892	1:32.476	1:57.336	291.6	2:02:20.316
19	2	4:04.149	38.018	1:32.135	1:53.996	290.0	2:06:24.465
20	2	4:00.038	37.952	1:31.485	1:50.601	293.2	2:10:24.503
21	2	4:13.387B	38.512	1:33.359	2:01.516	287.7	2:14:37.890
22	3	6:59.388	3:23.591	1:38.634	1:57.163	279.5	2:21:37.278
23	3	4:04.132	38.688	1:33.449	1:51.995	286.9	2:25:41.410
24	3	4:02.788	38.221	1:32.616	1:51.951	291.6	2:29:44.198
25	3	4:03.252	38.621	1:32.807	1:51.824	290.8	2:33:47.450
26	3	4:01.717	38.218	1:32.421	1:51.078	290.8	2:37:49.167
27	3	4:21.590B	41.766	1:34.786	2:05.038	289.3	2:42:10.757
28	3	9:07.557	5:34.167	1:38.053	1:55.337	251.6	2:51:18.314
29	3	4:02.615	38.480	1:32.796	1:51.339	289.3	2:55:20.929
30	3	4:01.898	38.501	1:32.486	1:50.911	290.0	2:59:22.827
31	3	4:03.154	38.551	1:32.470	1:52.133	292.4	3:03:25.981
32	3	4:08.694	39.474	1:32.548	1:56.672	290.0	3:07:34.675



24h LE MANS



TEST DAY 24 HEURES DU MANS 2014 Test Practice 1

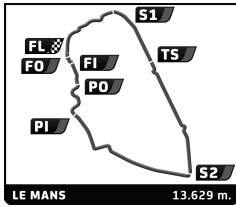
Sector Analysis

Personal Best Session Best B Crossing the finish line in pit lane

Lap	D	Time	Sector 1	Sector 2	Sector 3	T. Spd	Elapsed	Lap	D	Time	Sector 1	Sector 2	Sector 3	T. Spd	Elapsed							
33	3	4:22.404B	39.725	1:37.156	2:05.523	249.3	3:11:57.079	11	1	4:09.175B	39.367	1:32.473	1:57.335	285.4	1:31:28.746							
34	1	6:08.819	2:35.424	1:38.194	1:55.201	248.1	3:18:05.898	12	1	15:42.801	...	2:51.234	1:57.994	210.1	1:47:11.547							
35	1	4:09.387	38.215	1:32.391	1:58.781	290.8	3:22:15.285	13	1	4:40.222	1:11.370	1:33.744	1:55.108	285.4	1:51:51.769							
36	1	4:50.680	1:20.487	1:35.074	1:55.119	286.9	3:27:05.965	14	1	5:11.531B	1:14.718	1:33.146	2:23.667	286.2	1:57:03.300							
37	1	4:47.568	38.020	1:34.018	2:35.530	290.8	3:31:53.533	15	1	17:48.008	...	1:37.364	1:51.586	260.7	2:14:51.308							
38	1	7:40.494B	1:01.745	3:16.658	3:22.091	120.2	3:39:34.027	16	1	4:07.942B	37.718	1:31.528	1:58.696	286.9	2:18:59.250							
72 SMP Racing 1.Andrea BERTOLINI 2.Viktor SHAITAR 3.Aleksey BASOV Ferrari 458 Italia LMGTE Am								17								1	8:50.204	5:26.803	1:32.708	1:50.693	283.9	2:27:49.454
1	1	17:38.206B	...	1:40.476	2:08.739	215.5	17:38.206	18	1	4:00.522	37.584	1:31.659	1:51.279	286.9	2:31:49.976							
2	1	6:12.491	2:33.378	1:37.284	2:01.829	249.3	23:50.697	19	1	4:03.526	39.629	1:32.153	1:51.744	286.2	2:35:53.502							
3	1	4:09.992	39.725	1:35.291	1:54.976	277.4	28:00.689	20	1	3:59.529	37.662	1:31.935	1:49.932	283.2	2:39:53.031							
4	1	4:06.285	38.865	1:34.289	1:53.131	282.5	32:06.974	21	1	4:06.244B	38.285	1:31.884	1:56.075	285.4	2:43:59.275							
5	1	4:04.457	38.220	1:33.692	1:52.545	283.2	36:11.431	22	2	7:23.646	3:54.583	1:35.848	1:53.215	268.4	2:51:22.921							
6	1	4:17.294B	38.455	1:34.815	2:04.024	283.2	40:28.725	23	2	4:01.093	38.215	1:31.994	1:50.884	280.3	2:55:24.014							
7	2	8:15.554	4:28.207	1:42.601	2:04.746	257.0	48:44.279	24	2	3:59.857	37.855	1:31.825	1:50.177	281.0	2:59:23.871							
8	2	4:16.270	40.907	1:36.630	1:58.733	280.3	53:00.549	25	2	4:05.219	37.993	1:32.818	1:54.408	271.1	3:03:29.090							
9	2	4:11.118	39.877	1:34.948	1:56.293	283.2	57:11.667	26	2	4:12.646B	37.755	1:32.044	2:02.847	283.9	3:07:41.736							
10	2	4:08.693	39.212	1:34.514	1:54.967	282.5	1:01:20.360	27	2	18:38.466	...	1:35.851	1:51.598	275.3	3:26:20.202							
11	2	4:18.177B	38.989	1:33.865	2:05.323	284.7	1:05:38.537	28	2	4:08.556B	37.825	1:32.165	1:58.566	286.9	3:30:28.758							
12	3	7:07.817	3:22.649	1:39.784	2:05.384	249.3	1:12:46.354	74 Corvette Racing 1.Oliver GAVIN 2.Tommy MILNER 3.Richard WESTBROOK Chevrolet Corvette - C7 LMGTE Pro														
13	3	4:20.459	41.831	1:37.371	2:01.257	262.6	1:17:06.813	1	1	5:00.255B	1:02.211	1:48.285	2:09.759	196.3	5:00.255							
14	3	4:16.830	40.362	1:36.622	1:59.846	278.8	1:21:23.643	2	1	7:24.477	3:46.529	1:38.898	1:59.050	246.4	12:24.732							
15	3	4:14.823	40.161	1:36.669	1:57.993	282.5	1:25:38.466	3	1	4:11.661	40.025	1:35.324	1:56.312	267.8	16:36.393							
16	3	4:24.192B	41.057	1:36.739	2:06.396	283.9	1:30:02.658	4	1	4:06.447	39.115	1:33.702	1:53.630	283.9	20:42.840							
17	2	10:08.522	4:55.351	1:57.028	3:16.143	180.3	1:40:11.180	5	1	4:04.008	38.624	1:33.076	1:52.308	283.9	24:46.848							
18	2	6:49.365	1:55.718	2:52.347	2:01.300	211.3	1:47:00.545	6	1	4:12.337B	39.782	1:33.694	1:58.861	282.5	28:59.185							
19	2	4:50.745	1:15.867	1:35.957	1:58.921	282.5	1:51:51.290	7	1	38:08.313	...	1:35.047	1:52.252	275.3	1:07:07.498							
20	2	4:49.731	1:17.663	1:35.944	1:56.124	276.0	1:56:41.021	8	1	4:02.785	38.267	1:32.509	1:52.009	284.7	1:11:10.283							
21	2	4:47.167	1:17.959	1:34.151	1:55.057	286.9	2:01:28.188	9	1	4:01.933	38.092	1:33.084	1:50.757	286.2	1:15:12.216							
22	2	4:04.571	38.595	1:33.396	1:52.580	286.9	2:05:32.759	10	1	4:01.145	38.187	1:32.298	1:50.660	288.5	1:19:13.361							
23	2	4:02.745	38.324	1:32.644	1:51.777	286.9	2:09:35.504	11	1	4:09.344B	38.162	1:34.025	1:57.157	276.7	1:23:22.705							
24	2	4:04.054	38.231	1:34.047	1:51.776	288.5	2:13:39.558	12	1	48:21.126	...	1:35.950	1:54.828	248.1	2:11:43.831							
25	2	4:13.806B	38.534	1:34.489	2:00.783	283.9	2:17:53.364	13	1	4:02.352	38.423	1:32.989	1:50.940	284.7	2:15:46.183							
26	3	6:44.712	3:07.247	1:39.079	1:58.386	283.9	2:24:38.076	14	1	4:01.338	38.231	1:32.389	1:50.718	287.7	2:19:47.521							
27	3	4:15.557	39.983	1:35.316	2:00.258	285.4	2:28:53.633	15	1	4:10.251B	38.652	1:33.598	1:58.001	286.2	2:23:57.772							
28	3	4:12.151	40.535	1:35.554	1:56.062	285.4	2:33:05.784	16	1	8:39.057	5:02.782	1:38.213	1:58.062	269.1	2:32:36.829							
29	3	4:10.337	40.600	1:34.757	1:54.980	286.9	2:37:16.121	17	1	3:59.289	37.583	1:31.950	1:49.756	288.5	2:36:36.118							
30	3	4:10.836	39.728	1:34.022	1:57.086	289.3	2:41:26.957	18	1	4:02.093	37.916	1:31.938	1:52.239	289.3	2:40:38.211							
31	3	4:11.589	39.794	1:34.457	1:57.338	289.3	2:45:38.546	19	1	4:01.752	37.733	1:31.683	1:52.376	286.9	2:44:39.963							
32	3	4:11.501	39.420	1:35.743	1:56.338	288.5	2:49:50.047	20	1	4:06.789B	37.780	1:31.683	1:57.326	289.3	2:48:46.752							
33	3	4:10.053	39.127	1:33.911	1:57.015	290.0	2:54:00.100	21	2	8:01.699	4:29.099	1:36.738	1:55.862	255.1	2:56:48.451							
34	3	4:09.245	40.565	1:33.823	1:54.857	287.7	2:58:09.345	22	2	4:04.480	38.539	1:33.450	1:52.491	287.7	3:00:52.931							
35	3	4:21.570B	39.652	1:34.464	2:07.454	288.5	3:02:30.915	23	2	4:03.643	38.147	1:32.641	1:52.855	286.9	3:04:56.574							
73 Corvette Racing 1.Jan MAGNUSSEN 2.Antonio GARCIA 3.Jordan TAYLOR Chevrolet Corvette - C7 LMGTE Pro								24								2	4:03.969	37.966	1:32.419	1:53.584	286.9	3:09:00.543
1	1	5:03.183B	1:05.472	1:46.533	2:11.178	189.1	5:03.183	25	2	4:09.800B	38.013	1:32.147	1:59.640	289.3	3:13:10.343							
2	1	16:32.402	...	1:38.817	1:55.882	220.8	21:35.585	26	2	8:36.012	5:07.385	1:33.710	1:54.917	282.5	3:21:46.355							
3	1	4:06.760	38.851	1:33.935	1:53.974	286.9	25:42.345	27	2	4:39.240	1:14.479	1:33.076	1:51.685	271.8	3:26:25.595							
4	1	4:03.527	38.649	1:33.300	1:51.578	288.5	29:45.872	28	2	4:03.496	37.854	1:32.734	1:52.908	287.7	3:30:29.091							
5	1	4:02.481	38.137	1:32.773	1:51.571	288.5	33:48.353	29	2	7:14.970B	48.181	3:12.342	3:14.447	121.3	3:37:44.061							
6	1	4:11.240B	38.212	1:33.289	1:59.739	287.7	37:59.593	30	2	19:35.590	...	1:36.118	1:52.171	256.4	3:57:19.651							
7	1	37:10.906	...	1:37.760	1:59.470	248.1	1:15:10.499	31	2	3:59.517	37.752	1:31.945	1:49.820	286.9	4:01:19.168							
8	1	4:01.225	38.183	1:32.617	1:50.425	284.7	1:19:11.724	75 Prospeed Competition 1.François PERRODO 2.Emmanuel COLLARD Porsche 911 GT3 RSR LMGTE Am														
9	1	4:04.098	39.126	1:34.072	1:50.900	280.3	1:23:15.822	1	2	4:40.249B	50.584	1:39.820	2:09.845	238.3	4:40.249							
10	1	4:03.749	38.118	1:32.375	1:53.256	285.4	1:27:19.571	2	2	8:00.771	4:27.206	1:35.720	1:57.845	280.3	12:41.020							



24h LE MANS



TEST DAY 24 HEURES DU MANS 2014 Test Practice 1

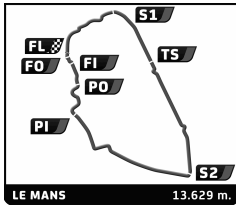
Sector Analysis

Personal Best Session Best B Crossing the finish line in pit lane

Lap	D	Time	Sector 1	Sector 2	Sector 3	T. Spd	Elapsed	Lap	D	Time	Sector 1	Sector 2	Sector 3	T. Spd	Elapsed
3	2	2:29:18.556	39.974		2:41:59.576	30	2	7:29.712	1:05.255	3:12.172	3:12.285	109.5	3:52:41.032
4	2	4:03.575					2:46:03.151	31	2	4:18.561	43.532	1:38.237	1:56.792	238.8	3:56:59.593
5	2	4:04.237					2:50:07.388	32	2	4:08.154	39.606	1:34.141	1:54.407	288.5	4:01:07.747
6	2	4:17.478					2:54:24.866	81 AF Corse Ferrari 458 Italia 1. Stephen WYATT 3. Sam BIRD LMGTE Am 2. Michele RUGOLO							
7	2	15:23.682	...	1:33.871	1:53.059	285.4	3:09:48.548	1	3	6:04.112	2:06.046	1:42.670	2:15.396	219.9	6:04.112
8	2	4:02.609	38.782	1:32.246	1:51.581	287.7	3:13:51.157	2	3	7:41.068	4:02.628	1:38.362	2:00.078	265.8	13:45.180
9	2	4:04.146	38.802	1:32.218	1:53.126	290.8	3:17:55.303	3	3	4:20.106	40.317	1:36.376	2:03.413	279.5	18:05.286
10	2	4:11.935	38.853	1:32.387	2:00.695	290.0	3:22:07.238	4	1	52:37.878	...	1:37.216	1:56.578	271.8	1:10:43.164
11	2	10:58.554	6:37.472	1:44.101	2:36.981	285.4	3:32:05.792	5	1	4:08.721	39.438	1:34.719	1:54.564	284.7	1:14:51.885
12	2	13:45.606	7:32.671	3:06.620	3:06.315	108.6	3:46:51.398	6	1	4:07.300	38.880	1:33.835	1:54.585	286.2	1:18:59.185
13	2	6:37.315	1:02.101	3:05.092	2:30.122	106.6	3:53:28.713	7	1	4:04.879	38.767	1:33.437	1:52.675	287.7	1:23:04.064
14	2	4:02.275	38.660	1:32.278	1:51.337	288.5	3:57:30.988	8	1	4:02.317	38.016	1:32.774	1:51.527	286.9	1:27:06.381
15	2	4:01.491	38.466	1:31.808	1:51.217	290.0	4:01:32.479	9	1	4:01.200	37.955	1:32.454	1:50.791	287.7	1:31:07.581
76 IMSA Performance Matmut Porsche 911 GT3 RSR LMGTE Am 1. Raymond NARAC 3. David HALLYDAY 2. Nicolas ARMINDO							77 Dempsey Racing - Proton Porsche 911 RSR LMGTE Am 1. Patrick DEMPSEY 3. Patrick LONG 2. Joe FOSTER								
1	1	1:28:55.149	...	1:52.891	2:09.749	177.9	1:28:55.149	1	1	4:24.277	39.563	1:34.749	2:09.965	289.3	2:31:20.665
2	1	4:20.933	41.617	1:37.718	2:01.598	252.2	1:33:16.082	2	2	6:53.337	3:21.734	1:35.218	1:56.385	252.8	2:38:14.002
3	1	14:35.280	9:14.454	2:57.224	2:23.602	162.7	1:47:51.362	3	2	4:05.377	38.982	1:33.358	1:53.037	275.3	2:42:19.379
4	1	1:23:19.181	...	1:40.465	2:01.022	218.5	3:11:10.543	4	2	4:05.305	38.817	1:33.106	1:53.382	289.3	2:46:24.684
5	1	4:15.574	40.983	1:37.483	1:57.108	231.6	3:15:26.117	5	2	4:02.110	38.209	1:32.286	1:51.615	288.5	2:50:26.794
6	1	4:10.430	39.579	1:34.847	1:56.004	281.7	3:19:36.547	6	2	4:00.410	37.985	1:31.847	1:50.578	288.5	2:54:27.204
7	1	4:19.858	39.595	1:34.969	2:05.294	283.9	3:23:56.405	7	2	4:00.475	37.854	1:31.867	1:50.754	289.3	2:58:27.679
8	3	15:39.670	9:10.587	3:17.888	3:11.195	120.9	3:39:36.075	8	2	4:18.138	37.895	1:33.184	2:07.059	294.0	3:02:45.817
9	3	7:24.240	1:01.144	3:06.870	3:16.226	105.7	3:47:00.315	9	1	5:58.888	2:24.106	1:36.643	1:58.139	261.3	3:08:44.705
77							88 Proton Competition Porsche 911 RSR LMGTE Am 1. Christian RIED 3. Klaus BACHLER 2. Khaled ALQUBAISI								
1	3	47:45.592	...	2:12.096	2:36.866	150.5	47:45.592	1	1	32:06.079	...	2:01.562	2:36.139	176.8	32:06.079
2	3	11:56.646	8:24.910	1:35.592	1:56.144	268.4	59:42.238	2	1	9:52.156	5:53.255	1:50.254	2:08.647	188.8	41:58.235
3	3	4:03.516	38.425	1:32.715	1:52.376	286.2	1:03:45.754	3	1	4:32.441	42.193	1:42.630	2:07.618	234.2	46:30.676
4	3	4:01.548	38.040	1:32.015	1:51.493	286.9	1:07:47.302	4	3	5:11.682	1:39.715	1:35.979	1:55.988	250.4	51:42.358
5	3	4:01.710	38.039	1:31.787	1:51.884	288.5	1:11:49.012	5	3	4:08.024	39.840	1:34.661	1:58.523	270.4	55:50.382
6	3	4:13.202	38.433	1:33.177	2:01.592	287.7	1:16:02.214	6	3	4:03.767	38.703	1:33.003	1:52.061	288.5	59:54.149
7	3	10:43.606	7:18.622	1:33.325	1:51.659	285.4	1:26:45.820	7	3	4:04.427	38.849	1:33.062	1:52.516	289.3	1:03:58.576
8	3	4:00.837	37.878	1:31.870	1:51.089	286.2	1:30:46.657	8	3	4:12.921	39.943	1:33.176	1:59.802	283.2	1:08:11.497
9	3	4:01.356	38.182	1:31.918	1:51.256	287.7	1:34:48.013	9	3	7:42.019	4:07.048	1:36.010	1:58.961	251.6	1:15:53.516
10	3	5:28.870	40.653	1:41.164	3:07.053	242.6	1:40:16.883	10	3	4:03.896	38.692	1:33.290	1:51.914	288.5	1:19:57.412
11	1	14:46.161	...	1:42.985	2:13.660	238.8	1:55:03.044	11	3	4:05.797	39.154	1:33.038	1:53.605	288.5	1:24:03.209
12	1	5:12.751	1:34.760	1:38.011	1:59.980	273.9	2:00:15.795	12	3	4:03.738	38.541	1:33.393	1:51.804	288.5	1:28:06.947
13	1	4:16.214	40.369	1:37.112	1:58.733	283.9	2:04:32.009	13	3	4:09.569	38.901	1:33.010	1:57.658	287.7	1:32:16.516
14	1	4:13.989	39.962	1:37.439	1:56.588	263.9	2:08:45.998	14	2	14:56.130	...	2:53.532	2:01.610	215.5	1:47:12.646
15	1	4:11.783	39.555	1:35.443	1:56.785	288.5	2:12:57.781								
16	1	4:26.367	40.409	1:38.292	2:07.666	286.9	2:17:24.148								
17	1	19:38.430	...	1:38.194	2:00.006	278.8	2:37:02.578								
18	1	4:28.219	40.035	1:35.780	2:12.404	286.2	2:41:30.797								
19	1	9:37.102	6:06.712	1:35.663	1:54.727	265.8	2:51:07.899								
20	1	4:07.276	38.796	1:34.292	1:54.188	287.7	2:55:15.175								
21	1	4:05.870	38.596	1:34.060	1:53.214	288.5	2:59:21.045								
22	1	4:08.884	38.496	1:34.920	1:55.468	288.5	3:03:29.929								
23	1	4:12.474	39.007	1:33.855	1:59.612	289.3	3:07:42.403								
24	1	4:19.801	39.246	1:35.904	2:04.651	278.8	3:12:02.204								
25	2	9:16.440	5:33.800	1:40.403	2:02.237	245.9	3:21:18.644								
26	2	4:53.568	1:20.977	1:35.854	1:56.737	285.4	3:26:12.212								
27	2	4:15.210	40.798	1:34.728	1:59.684	287.7	3:30:27.422								
28	2	7:15.062	49.153	3:11.766	3:14.143	133.6	3:37:42.484								
29	2	7:28.836	1:04.179	3:10.668	3:13.989	114.0	3:45:11.320								



24h LE MANS



TEST DAY 24 HEURES DU MANS 2014 Test Practice 1

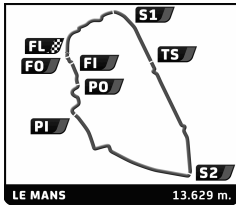
Sector Analysis

■ Personal Best ■ Session Best ■ Crossing the finish line in pit lane

Lap	D	Time	Sector 1	Sector 2	Sector 3	T. Spd	Elapsed	Lap	D	Time	Sector 1	Sector 2	Sector 3	T. Spd	Elapsed
15	2	4:52.726	1:18.286	1:35.889	1:58.551	289.3	1:52:05.372	30	1	7:37.462 B	38.406	1:32.335	5:26.721	290.0	3:10:51.714
16	2	4:47.933	1:14.680	1:34.707	1:58.546	289.3	1:56:53.305	91 Porsche Team Manthey Porsche 911 RSR							
17	2	4:42.770	1:14.777	1:34.075	1:53.918	291.6	2:01:36.075	1. Patrick PILET							
18	2	4:08.449	40.590	1:33.679	1:54.180	287.7	2:05:44.524	3. Nick TANDY							
19	2	4:05.045	39.200	1:33.071	1:52.774	289.3	2:09:49.569	2. Jörg BERGMEISTER							
20	2	4:04.626	38.619	1:32.591	1:53.416	289.3	2:13:54.195	1	1	21:14.009 B	...	1:51.984	2:40.071	191.1	21:14.009
21	2	4:16.986 B	40.180	1:37.097	1:59.709	285.4	2:18:11.181	2	1	13:39.174	...	1:37.747	1:57.707	243.6	34:53.183
22	1	7:16.997	3:40.221	1:39.254	1:57.522	286.9	2:25:28.178	3	1	4:11.279	39.421	1:35.709	1:56.149	261.3	39:04.462
23	1	4:13.263	39.462	1:34.450	1:59.351	287.7	2:29:41.441	4	1	4:07.123	39.035	1:33.673	1:54.415	285.4	43:11.585
24	1	4:08.788	39.743	1:34.000	1:55.045	290.0	2:33:50.229	5	1	4:03.882	38.388	1:32.901	1:52.593	288.5	47:15.467
25	1	4:06.446	39.054	1:33.614	1:53.778	290.0	2:37:56.675	6	1	4:07.163	38.438	1:34.050	1:54.675	279.5	51:22.630
26	1	4:05.977	38.689	1:32.948	1:54.340	290.0	2:42:02.652	7	1	4:11.837 B	38.911	1:34.676	1:58.250	279.5	55:34.467
27	1	4:04.801	38.650	1:33.021	1:53.130	291.6	2:46:07.453	8	1	12:45.080	9:18.389	1:33.683	1:53.008	279.5	1:08:19.547
28	1	4:20.291 B	39.873	1:33.947	2:06.471	285.4	2:50:27.744	9	1	4:04.481	39.135	1:32.827	1:52.519	286.2	1:12:24.028
29	2	11:48.441	8:16.480	1:35.620	1:56.341	286.2	3:02:16.185	10	1	4:04.470	38.702	1:33.358	1:52.410	286.2	1:16:28.498
30	2	4:25.815 B	39.004	1:34.289	2:12.522	286.2	3:06:42.000	11	1	4:04.224	38.642	1:32.781	1:52.801	286.2	1:20:32.722
31	2	9:06.372	5:29.675	1:38.601	1:58.096	286.2	3:15:48.372	12	1	4:04.355	38.563	1:32.868	1:52.924	288.5	1:24:37.077
32	2	4:05.640	39.380	1:33.204	1:53.056	287.7	3:19:54.012	13	1	4:12.690 B	38.574	1:33.923	2:00.193	261.3	1:28:49.767
33	2	4:03.841	38.546	1:32.952	1:52.343	290.0	3:23:57.853	14	2	20:53.390	...	1:35.636	1:56.518	275.3	1:49:43.157
34	2	4:18.181 B	40.378	1:35.584	2:02.219	289.3	3:28:16.034	15	2	4:46.906	1:19.650	1:32.980	1:54.276	286.2	1:54:30.063
35	3	9:27.225	3:10.134	3:06.914	3:10.177	107.3	3:37:43.259	16	2	4:44.406	1:20.879	1:32.380	1:51.147	286.2	1:59:14.469
36	3	7:28.644	1:04.395	3:10.760	3:13.489	107.6	3:45:11.903	17	2	4:00.846	38.228	1:32.232	1:50.386	286.2	2:03:15.315
37	3	7:29.303	1:05.625	3:12.179	3:11.499	114.2	3:52:41.206	18	2	4:02.285	38.152	1:32.920	1:51.213	281.0	2:07:17.600
38	3	4:07.717	40.175	1:33.957	1:53.585	284.7	3:56:48.923	19	2	4:01.805	37.959	1:32.905	1:50.941	281.7	2:11:19.405
39	3	4:03.192	38.996	1:33.163	1:51.033	277.4	4:00:52.115	20	2	4:09.783 B	38.748	1:32.087	1:58.948	288.5	2:15:29.188
90 8 Star Motorsports Ferrari 458 Italia								92 Porsche Team Manthey Porsche 911 RSR							
1. Franck MONTECALVO								1. Marco HOLZER							
2. Gianluca RODA								2. Frédéric MAKOWIECKI							
3. Paolo RUBERTI								3. Richard LIETZ							
LMGTE Am								LMGTE Pro							
1	3	5:39.909 B	1:41.713	1:44.885	2:13.311	220.3	5:39.909	1	2	20:54.617 B	...	2:10.992	2:36.695	173.9	20:54.617
2	3	9:09.700	5:34.555	1:37.694	1:57.451	267.1	14:49.609	2	2	13:06.224	9:37.134	1:35.324	1:53.766	276.7	34:00.841
3	3	4:11.506	40.615	1:35.965	1:54.926	261.9	19:01.115	3	2	4:04.791	38.465	1:33.493	1:52.833	290.8	38:05.632
4	3	4:14.257	41.336	1:35.821	1:57.100	270.4	23:15.372	4	2	4:04.210	38.148	1:32.371	1:53.691	288.5	42:09.842
5	3	4:07.901	39.513	1:34.151	1:54.237	283.2	27:23.273	5	2	4:08.969 B	38.398	1:32.115	1:58.456	288.5	46:18.811
6	3	4:06.638	39.289	1:34.404	1:52.945	283.9	31:29.911	6	2	7:58.473	4:33.185	1:33.527	1:51.761	283.2	54:17.284
7	3	4:05.579	38.953	1:33.895	1:52.731	284.7	35:35.490	7	2	4:03.104	37.877	1:33.231	1:51.996	290.0	58:20.388
8	3	4:04.340	38.584	1:33.767	1:51.989	285.4	39:39.830	8	2	4:10.387 B	38.383	1:33.587	1:58.417	286.9	1:02:30.775
9	3	4:03.079	38.167	1:32.782	1:52.130	286.2	43:42.909	9	1	9:35.033	6:02.857	1:36.681	1:55.495	245.9	1:12:05.808
10	3	4:01.190	37.885	1:32.206	1:51.099	286.2	47:44.099	10	1	4:06.030	38.518	1:33.381	1:54.131	287.7	1:16:11.838
11	3	4:01.661	37.996	1:32.477	1:51.188	286.2	51:45.760	11	1	4:04.394	38.652	1:33.026	1:52.716	286.9	1:20:16.232
12	3	4:19.961 B	40.187	1:35.581	2:04.193	255.1	56:05.721	12	1	4:04.491	38.540	1:32.888	1:53.063	288.5	1:24:20.723
13	2	23:37.257	...	1:43.953	2:00.832	204.1	1:19:42.978	13	1	4:15.657 B	38.886	1:35.926	2:00.845	225.4	1:28:36.380
14	2	4:13.383	40.920	1:35.946	1:56.517	278.8	1:23:56.361	14	1	20:37.911	...	1:34.799	1:56.171	284.7	1:49:14.291
15	2	5:47.822 B	39.370	1:33.983	3:34.469	286.2	1:29:44.183	15	1	4:41.333	1:15.323	1:33.585	1:52.425	286.9	1:53:55.624
16	2	26:10.062	...	1:40.429	2:08.459	246.4	1:55:54.245	16	1	4:39.273	1:15.618	1:32.490	1:51.165	287.7	1:58:34.897
17	2	4:58.935	1:22.488	1:37.443	1:59.004	221.7	2:00:53.180	17	1	4:02.258	38.561	1:32.265	1:51.432	287.7	2:02:37.155
18	2	4:07.290	39.069	1:34.572	1:53.649	262.6	2:05:00.470	18	1	4:02.170	38.533	1:32.101	1:51.536	288.5	2:06:39.325
19	2	4:05.825	38.453	1:33.805	1:53.567	286.2	2:09:06.295	19	1	4:12.922 B	41.348	1:32.284	1:59.290	290.0	2:10:52.247
20	2	4:02.928	38.261	1:32.829	1:51.838	287.7	2:13:09.223	20	1	8:26.412	5:02.396	1:32.654	1:51.362	288.5	2:19:18.659
21	2	4:18.643 B	39.494	1:34.647	2:04.502	286.2	2:17:27.866	21	1	4:04.033	40.636	1:32.298	1:51.099	289.3	2:23:22.692
22	1	17:05.097	...	1:37.467	2:00.602	229.2	2:34:32.963	22	1	4:01.617	38.211	1:31.384	1:52.022	291.6	2:27:24.309
23	1	4:10.445	40.718	1:34.642	1:55.085	281.7	2:38:43.408	23	1	4:10.090 B	38.518	1:32.548	1:59.024	282.5	2:31:34.399
24	1	4:05.707	38.661	1:33.975	1:53.071	286.9	2:42:49.115								
25	1	4:10.429	39.221	1:37.799	1:53.409	283.9	2:46:59.544								
26	1	4:04.665	38.881	1:33.133	1:52.651	290.8	2:51:04.209								
27	1	4:03.421	38.740	1:32.829	1:51.852	289.3	2:55:07.630								
28	1	4:02.166	38.358	1:32.562	1:51.246	287.7	2:59:09.796								
29	1	4:04.456	38.089	1:34.517	1:51.850	289.3	3:03:14.252								



24h LE MANS



TEST DAY 24 HEURES DU MANS 2014 Test Practice 1 Sector Analysis

Personal Best Session Best B Crossing the finish line in pit lane

Lap	D	Time	Sector 1	Sector 2	Sector 3	T. Spd	Elapsed	Lap	D	Time	Sector 1	Sector 2	Sector 3	T. Spd	Elapsed
24	3	9:15.498	5:45.133	1:34.778	1:55.587	289.3	2:40:49.897	14	2	4:07.756 B	37.971	1:32.025	1:57.760	281.0	2:36:08.690
25	3	4:02.622	38.389	1:32.693	1:51.540	289.3	2:44:52.519	15	2	24:24.524	...	1:35.217	1:52.967	279.5	3:00:33.214
26	3	4:01.461	38.165	1:32.476	1:50.820	289.3	2:48:53.980	16	2	4:02.350	37.832	1:32.786	1:51.732	282.5	3:04:35.564
27	3	4:16.418 B	38.922	1:35.771	2:01.725	276.0	2:53:10.398	17	2	4:04.075	38.047	1:32.153	1:53.875	278.8	3:08:39.639
28	3	12:59.937	9:26.281	1:35.889	1:57.767	243.6	3:06:10.335	18	2	4:09.007 B	38.113	1:32.278	1:58.616	282.5	3:12:48.646
29	3	4:06.422	38.179	1:32.566	1:55.677	287.7	3:10:16.757	19	3	9:49.737	6:01.694	1:38.574	2:09.469	255.7	3:22:38.383
30	3	4:03.688	37.927	1:32.229	1:53.532	288.5	3:14:20.445	20	3	4:45.237	1:12.769	1:35.476	1:56.992	252.8	3:27:23.620
31	3	4:00.973	37.897	1:32.115	1:50.961	287.7	3:18:21.418	21	3	4:40.539 B	38.904	1:35.141	2:26.494	263.2	3:32:04.159
32	3	4:14.092	38.090	1:31.619	2:04.383	292.4	3:22:35.510	22	3	10:31.387 B	4:02.129	3:03.476	3:25.782	120.5	3:42:35.546
33	3	4:38.606	1:12.429	1:32.326	1:53.851	289.3	3:27:14.116	23	1	13:04.673	8:52.761	2:14.085	1:57.827	132.2	3:55:40.219
34	3	4:42.080	37.881	1:35.598	2:28.601	292.4	3:31:56.196	24	1	4:04.075	38.869	1:33.346	1:51.860	283.9	3:59:44.294
35	3	7:35.994	1:01.483	3:17.950	3:16.561	106.4	3:39:32.190	25	1	4:03.187	37.622	1:34.068	1:51.497	268.4	4:03:47.481
36	3	7:17.620	1:00.954	3:05.647	3:11.019	99.8	3:46:49.810								
37	3	6:36.201	1:02.312	3:04.096	2:29.793	126.5	3:53:26.011								
38	3	4:00.279	38.433	1:31.853	1:49.993	288.5	3:57:26.290								
39	3	4:00.228	37.471	1:31.343	1:51.414	290.0	4:01:26.518								

95		Aston Martin Racing		Aston Martin Vantage V8			
		1. David HEINEMEIER-HANSSON		LMGTE Am			
		2. Nick THIJM					
1	1	54:55.075	...	1:39.550	1:59.040	269.1	54:55.075
2	1	4:13.386	39.975	1:35.294	1:58.117	267.1	59:08.461
3	1	4:15.385	39.976	1:34.919	2:00.490	279.5	1:03:23.846
4	1	4:16.624 B	39.604	1:35.323	2:01.697	267.8	1:07:40.470
5	1	9:58.004	6:09.097	1:46.653	2:02.254	220.3	1:17:38.474
6	1	4:23.433 B	41.075	1:36.606	2:05.752	278.1	1:22:01.907
7	1	7:38.833	3:56.961	1:41.447	2:00.425	242.0	1:29:40.740
8	1	4:21.983 B	40.144	1:36.465	2:05.374	276.7	1:34:02.723
9	1	14:26.811	...	1:38.364	2:00.693	273.9	1:48:29.534
10	1	4:49.347	1:17.120	1:35.184	1:57.043	278.8	1:53:18.881
11	1	4:44.066	1:14.127	1:35.257	1:54.682	279.5	1:58:02.947
12	1	4:08.009	40.276	1:34.254	1:53.479	276.7	2:02:10.956
13	1	4:16.354 B	39.842	1:35.084	2:01.428	265.8	2:06:27.310
14	1	30:55.335	...	1:35.549	1:59.046	278.8	2:37:22.645
15	1	4:05.493	38.233	1:34.364	1:52.896	276.0	2:41:28.138
16	1	4:15.511 B	39.015	1:34.659	2:01.837	276.0	2:45:43.649
17	1	32:07.515	...	1:36.212	1:53.486	270.4	3:17:51.164
18	1	4:13.166	38.398	1:33.409	2:01.359	276.0	3:22:04.330
19	1	4:53.162	1:23.171	1:35.169	1:54.822	276.0	3:26:57.492
20	1	4:55.982 B	37.985	1:34.590	2:43.407	273.2	3:31:53.474
21	1	27:07.552	...	1:36.583	1:55.846	276.0	3:59:01.026
22	1	4:02.585	38.003	1:33.398	1:51.184	279.5	4:03:03.611

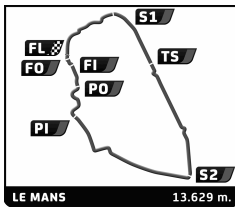
97		Aston Martin Racing		Aston Martin Vantage V8			
		1. Stefan MÜCKE		LMGTE Pro			
		2. Darren TURNER					
		3. Bruno SENNA					
1	2	47:38.061 B	...	1:42.234	2:08.593	219.9	47:38.061
2	2	12:18.428	8:34.551	1:38.414	2:05.463	220.8	59:56.489
3	2	4:30.032	41.074	1:35.692	2:13.266	271.1	1:04:26.521
4	2	4:14.058 B	39.605	1:34.349	2:00.104	271.1	1:08:40.579
5	2	16:03.964	...	1:42.399	1:57.506	224.9	1:24:44.543
6	2	4:21.767 B	41.873	1:38.956	2:00.938	238.8	1:29:06.310
7	2	22:18.694	...	1:36.983	2:02.369	271.1	1:51:25.004
8	2	4:42.753	1:14.660	1:33.957	1:54.136	273.2	1:56:07.757
9	2	4:39.972	1:14.231	1:33.383	1:52.358	273.2	2:00:47.729
10	2	4:04.031	38.951	1:33.019	1:52.061	282.5	2:04:51.760
11	2	4:08.809 B	37.844	1:33.023	1:57.942	268.4	2:09:00.569
12	2	18:54.875	...	1:34.446	1:52.217	278.1	2:27:55.444
13	2	4:05.490	38.237	1:34.819	1:52.434	282.5	2:32:00.934

98		Aston Martin Racing		Aston Martin Vantage V8			
		1. Paul DALLA LANA		LMGTE Am			
		2. Pedro LAMY					
		3. Christoffer NYGAARD					
1	2	55:10.562	...	1:40.870	2:05.117	215.5	55:10.562
2	2	4:16.746 B	40.112	1:35.620	2:01.014	279.5	59:27.308
3	2	9:12.260	5:36.392	1:38.194	1:57.674	278.8	1:08:39.568
4	2	4:07.117	39.309	1:34.621	1:53.187	279.5	1:12:46.685
5	2	4:16.851 B	39.292	1:34.905	2:02.654	281.7	1:17:03.536
6	1	7:04.101	3:25.459	1:36.115	2:02.527	281.0	1:24:07.637
7	1	4:13.147	40.700	1:36.390	1:56.057	281.0	1:28:20.784
8	1	4:18.847 B	39.690	1:35.964	2:03.193	281.0	1:32:39.631
9	2	15:59.479	...	1:41.836	2:02.977	203.0	1:48:39.110
10	2	4:56.181 B	1:17.727	1:35.943	2:02.511	280.3	1:53:35.291
11	1	10:16.176	6:46.436	1:35.594	1:54.146	278.1	2:03:51.467
12	1	4:05.145	38.519	1:33.425	1:53.201	281.7	2:07:56.612
13	1	4:05.063	38.241	1:34.146	1:52.676	282.5	2:12:01.675
14	1	4:04.583	38.140	1:33.582	1:52.861	282.5	2:16:06.258
15	1	4:03.652	38.841	1:33.155	1:51.656	282.5	2:20:09.910
16	1	4:03.137	37.994	1:33.587	1:51.556	281.0	2:24:13.047
17	1	4:09.218	37.879	1:34.020	1:57.319	283.2	2:28:22.265
18	1	4:07.038	39.624	1:33.289	1:54.125	283.2	2:32:29.303
19	1	4:04.214	38.211	1:32.483	1:53.520	283.2	2:36:33.517
20	1	4:13.131 B	38.915	1:34.108	2:00.108	266.5	2:40:46.648
21	1	5:58.811	2:33.159	1:33.474	1:52.178	281.7	2:46:45.459
22	1	4:03.332	38.003	1:33.290	1:52.039	281.7	2:50:48.791
23	1	4:05.342	38.084	1:35.395	1:51.863	283.9	2:54:54.133
24	1	4:03.199	37.757	1:32.485	1:52.957	285.4	2:58:57.332
25	1	4:03.566	37.832	1:33.704	1:52.030	282.5	3:03:00.898
26	1	4:05.832	38.312	1:33.157	1:54.363	282.5	3:07:06.730
27	1	4:04.694	38.127	1:33.364	1:53.203	262.6	3:11:11.424
28	1	4:07.157	40.324	1:33.834	1:52.999	281.0	3:15:18.581
29	1	4:02.491	38.120	1:32.841	1:51.530	281.7	3:19:21.072
30	1	4:09.826 B	38.462	1:32.938	1:58.426	283.9	3:23:30.898
31	3	8:30.698	4:34.754	1:38.848	2:17.096	284.7	3:32:01.596
32	3	7:33.083	1:01.694	3:20.601	3:10.788	125.1	3:39:34.679
33	3	7:16.151	1:01.929	3:06.595	3:07.627	104.4	3:46:50.830
34	3	6:38.963	1:01.892	3:04.880	2:32.191	119.0	3:53:29.793
35	3	4:11.818	39.618	1:35.647	1:56.553	281.7	3:57:41.611
36	3	4:15.076 B	38.686	1:34.285	2:02.105	281.0	4:01:56.687

99		Aston Martin Racing		Aston Martin Vantage V8			
		1. Alex MACDOWALL		LMGTE Pro			
		2. Daryl O'YOUNG					
		3. Fernando REES					
1	1	56:31.892 B	...	1:39.579	2:09.492	273.9	56:31.892
2	1	5:59.806	2:25.641	1:37.151	1:57.014	278.1	1:02:31.698
3	1	4:12.826	40.642	1:36.071	1:56.113	277.4	1:06:44.524



24h LE MANS

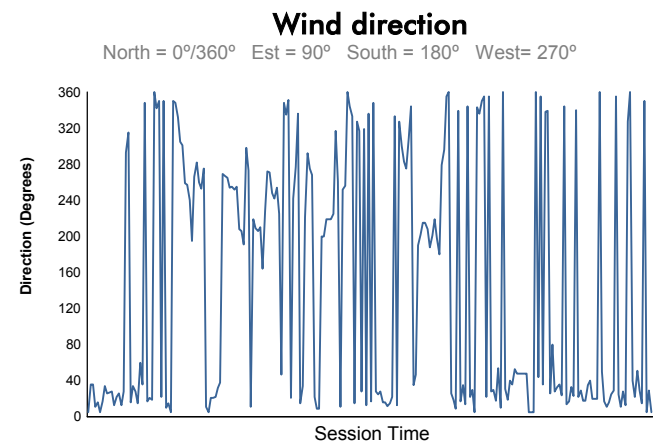
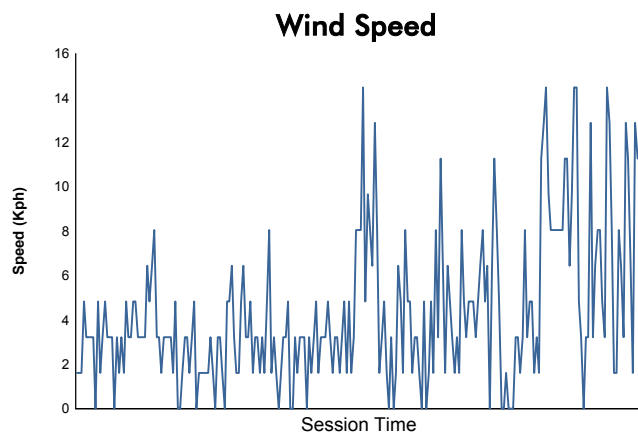
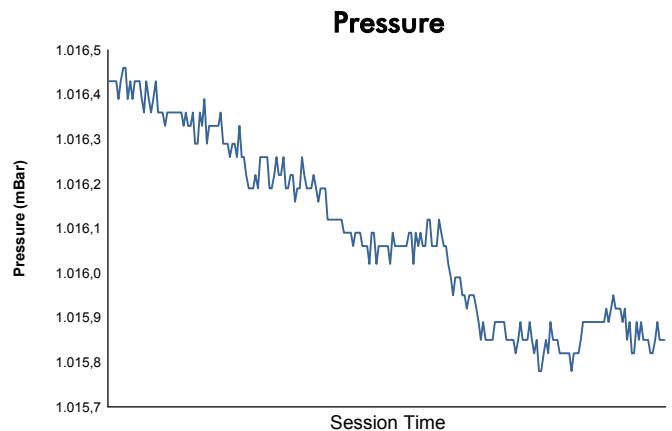
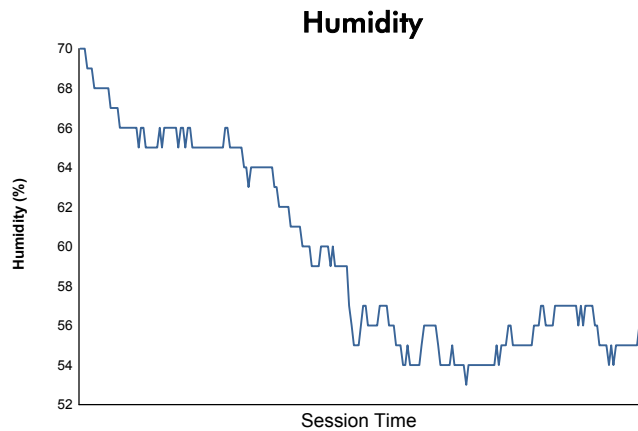
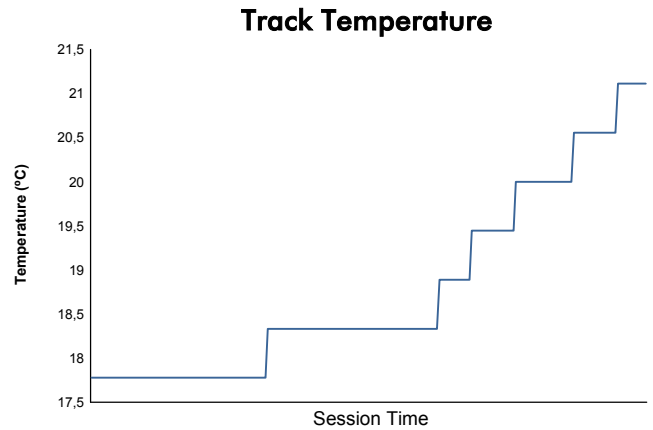
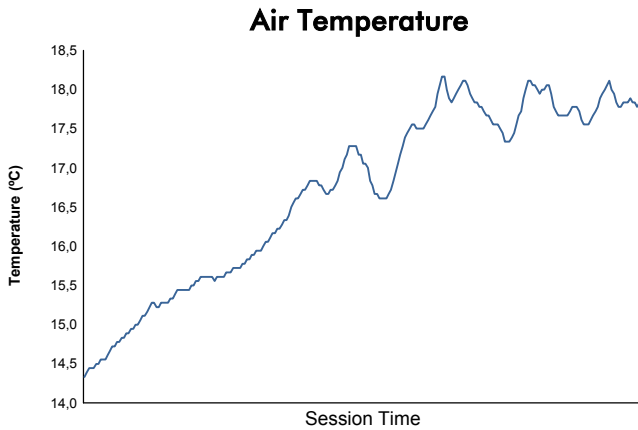


Computerised results and timing service

24 HEURES DU MANS 2014 TEST DAY

Test Practice 1

Weather Report



Track Status:

DRY